


# Many Happy Returns

Issue No. 61

An International Publication of the United States Boomerang Association

Winter 1995



## MARK WEARY WORKS HIS WAY TO THE TOP

After being passed over for the 1994 U.S. Team, Mark Weary, of Phoenix, Arizona, dedicated himself to off-season training, both mentally and physically. His hard work paid off big time, as he became the nation's top-ranked thrower in 1994, pulling off an upset of eight-time ratings winner, Chet Snouffer. He readily admits that getting left off the '94 team is what motivated him. Now that he's put himself in competitive throwing's top spot, and is certainly a shoe-in for the 1996 US Team, will he still have the drive to do what it takes to stay on top? (Related story on page 7)



## USBA President's Column

Dear USBA members,

It's Winter in the Midwest with snow and Board members flying through the air (on snow boards). Our fearless secretary broke his right wrist in a snowboarding accident, but the down time has allowed Gregg to whip on the newsletter in record time as we strive to get production schedules back on track and have issue #63 in your hands by Spring! Here are the latest items you need to be aware of.

**1. Rate increase for April.** To offset increased costs of postage and printing and to enable us to enact some bigger and better things for USBA members, the Board has enacted a rate increase effective April 1995. This is the first increase in over a decade. All membership rates will increase to \$15 a year starting in April. In addition, the USBA will go to a fiscal year with regards to memberships, operating from April 1-March 31. By 1996, all memberships will become due on April 1. It will take us until then to get everyone in synch with the system. This year, when your membership becomes due, you will be notified how much you owe to get you to April 1996. This will enable us to track membership much more effectively, and it puts your memberships due at the start of the warm weather throwing season, so it's easy to remember.

**2. You can renew now for \$10!** You can extend your membership 4 issues by renewing now, before April, at the existing \$10 rate. Act fast, because time is flying.

**3. US Prepares for title defense in New Zealand.** The US is already preparing to defend its title as World Champions next March/April in New Zealand. Earl Tutty is organizing the 1996 World Championships with a proposal of one-5 or 6 person team per country competing in Christchurch, NZ. The USBA has simplified and clarified the selection process, making it much more performance oriented, with less reliance on subjective data. Reliance on the ratings system and final selection by a non-partisan selection committee will guarantee our coaches the best available *pool of talent* to organize into an effective *team* (and there is a difference!).

**4. Ratings upgrade.** The Board has also approved correcting a pre-existing inconsistency in the ratings system. Starting this year, all tournaments will rank the top 50% of throwers competing, whether there are the minimum of 11 throwers, or 111 competing. In the past, tournaments with under 21 throwers offered up to 92% of the participants ratings points while all tournaments over 21 ranked only the top 50%.

**5. The Toss Across America is Saturday May 20, 1995!** The Toss Across is a nationwide promotion of the sport where local clubs and organizers host free throws, demonstrations or workshops on boomerangs in their area. Plan to host a Toss in your area! Interested organizers should contact Betsy Miale Gix at 206-485-1672 for information packets.

Well, that's all for now from the home office. Get ready for the boomerang season by carving some new models for Spring if you're snow-bound, ordering some new sticks from the USBA manufacturers list, or just curling up by the fire with your new MHR. See you in the fields!

*Chet Snuffer*

### What's In This Issue!

Page	Contents
2	<b>President's Column:</b>
3	<b>USBA Store Info</b>
4	<b>Letters To The Editor</b>
6	<b>Ask Chet:</b> Mystery guest expert bails Chet out on Phe-nolic, doubling and juggling questions
7	<b>Boom Fragments:</b> news from around the world!
10	<b>Photo Spread:</b> "Did You Catch That?" Cameras that caught the action and some throwers who did not.
12	<b>Builder's Square:</b> Rusty Harding: "How To Tune And Why," plus "Dimples or Grooves? You decide!" and other try-at-home ideas.
14	<b>Competition and Club News:</b> the 1995 Calendar plus news from France, New Bay Area Team Series, and new Head to Head Tournaments scheduled. What more could a comp boomer want?
16	<b>Fascinating Facts:</b> 19th century account of aboriginal boom-chuckers
11	<b>The USBA Buzz:</b> Get the scoop on 1995 changes to Rules and Nationals Format
17-18	<b>Listings:</b> Plywood Sources, U.S. clubs, Manufacturers
19	<b>USBA Info:</b> the really gritty details!

# The USBA Store

The USBA store no longer carries boomerangs for sale. For a listing of boomerang manufacturers, turn to the MANUFACTURER'S LISTINGS on page 18 of this issue of MHR.

As of 2/1/95, The Store is now your source for **USBA rulebooks!** JUST \$2 For a complete listing of the USBA competition rules

For a complete list of what is currently available in stock, send a SASE (USA) or \$1 (overseas) to:

**The USBA Store  
C/O Dean A. Kelly  
3350 Neef Ave. SE  
Salem, Or. 97302**

Questions? Call: (503)-581-8050

All prices are in \$USAS\$ and include Shipping and Handling to the USA or Canada. Overseas orders must include \$2 extra for surface or \$4 extra for Airmail per item. Back issue newsletters are \$1 additional for surface mail and \$2 extra for Airmail.

## USBA Store Stock Availability - Prices Each Item:

\$2.00	Official USBA competition Rulebook	
\$3.50	USBA Embroidered Patches	
\$1.50	USBA Mylar Decals	
\$6.00	"Boomerang": a book by Ben Ruhe	
\$8.00	"The Big Book About Boomerangs": a book by H. L. Mayhew*	
\$4.00	"The Boomerang": an early pamphlet by B. Ruhe/L. Hawes	
\$2.00	'Low-Reynold-Number Airfoils article <i>Scientific paper on airfoils</i>	
\$1.00	List of Boomerang Related Patents	
\$2.00	Newspaper Articles from 1984	
\$20.00	Huerer Swiss Digital Stopwatch**	
\$15.00	USBA T-shirts available in sizes: M, L, XL color: gray	
\$12.00	USBA '93 Open T-shirts available in size L only color: gray	
\$2.50	Back Issues of MHR:	
	1985... #21, 23 (Winter, Summer)	1992...#52 (Fall)
	1986...#26, 27, 28 (Sp, Sm, Fall)	1993...#53 (Winter)
	1987...#29, 31, 32 (W, Sm, Fall)	1994...#57, 58, 59, 60 (W, Sp, Sm, F)
	1988...#33(Winter)	

\* First edition and signed by the author.

Orders of \$15 or more are eligible for a free issue of MHR. Please indicate your first and second choices.

## FRED ANNOUNCES A NEW BOOK... AND MAYBE A VIDEO!

**Fred Malmburg** wrote recently asking for help on his upcoming book. Anyone who knows Fred, knows that he makes the most awesome curly-whatever boomerangs, he's a Doctor, a great guy and sometimes he just gives boomerangs away. So, we couldn't just leave him hanging, could we? Here it is:

"I would like to know if you could include a brief note in this next newsletter concerning the book I am writing on boomerang construction. It is complete and exhaustive, covering everything I can remember on the topic (like, you expect-ed anything less?) It is more inclusive than anything written to date, and I doubt any other volumes on the subject will be written in the next decade or so. This is an opportunity for **any** USBA member to submit an original (or, at least, essentially original) boom plan for inclusion in the book. As author of almost all of the rest of the book, I reserve the right to include or exclude any design. If anyone wants anything returned, please include return postage. Any sidebar notes on

unusual construction, or unusual aspects of the particular design, would be appreciated. All boom shapes, for any use, will be considered.

I am also considering producing a video on these same techniques. I would like to know if there is sufficient interest in this project to justify the expense. If I can determine a basic interest level, I can then determine a basic break-even price for such a video. I know of no other way to determine such an interest than to suggest my interest in the project, and then to wait to hear from others."

Submit to: **Fred Malmburg, 1545 E Market St., York, PA 17403.** Phone (717) 848-4601. And remember, He's a Doctor, so good luck phoning him!

### **BOOMERANG THROWERS' E-MAIL ADDRESSES**

VERSION 2.2 Jan 1, 1995. Compiled by PDS

**Dean Kelly.....INTERNET:Dean.A.Kelly@STATE.OR.US**

**Eric Promislow.....INTERNET:emp@xgml.com**

**Jim Sprague.....INTERNET:sprague@engin.umich.edu  
OR CompuServe 71601,2752**

**Mike Roedelbronn.....CompuServe 72722,3053**

**David Silver.....CompuServe 72133,3725**

**Paul D. Spargue.....CompuServe 72470,1567**

**Ralph Bonheim.....CompuServe 72020,1046**

**Gregg Snouffer.....CompuServe 75574,2346**

**Please submit your electronic address to Paul D. Sprague:  
Two Ems, Inc., 782 Boston Post Road., Madison CT 06443**

---

## LETTERS TO THE EDITOR

---

### World Wise

Dear MHR,

Some of your readers may wonder what the Japanese writing says in the photo of the 1994 US Team on page 12 of MHR, Issue No. 60. Written in katakana, the Japanese alphabet for words of foreign origin, and written from left to right, it simply says: A-Me-Ri-Ka. (America)

Sincerely,  
David A. Silver  
Morris, CT



Dear USBA,

Enclosed is payment for continuing my membership. I'm looking forward to the Winter issue of MHR and to another season of boomeranging.

Jim Miller  
Sandy, Utah

p.s. Please list our club "Wasatch Boomerang Club" in the Club Listings.

Dear Jim, Done! -Ed

### No Copies, Please!

Trying to successfully copy a proven boomerang design is the easiest way I know to show a newcomer that hidden problems exist, and that it's not as easy as it looks. The satisfaction of a successful copy, however, is well worth the effort to most.

Copying someone's design for profit, however, is a practice that should not exist. Designers spend a lot of time and money creating boomerangs for others to enjoy.

Those who copy are telling the world that they cannot survive on their own merits, and therefore, must steal from others in order to exist.

Boomerangers tend to be a self policing group. Let us tell those who copy for profit to cease that practice.

Rusty Harding  
Carthage, TN

### Send Info!

Dear Sir,

Please send me information on the USBA such as memberships, where to obtain books on boomerangs and any other info which you feel may be important to me.

I am new at this and would appreciate any help you can give me.

Ron Potempa  
Utica, NY

Dear Ron,

Your letter is representative of about 60% of the mail received by USBA headquarters. We've sent along the last issue of MHR because it is where you will find everything you asked for, with the exception of "any other info we feel may be important to you." Hopefully, the inclusion of this info in the newsletter will encourage folks to join up. Members can then communicate, via MHR and USBA competitions to keep track of what's new.

Oh, by the way, for your "any other info," Angela's phone number isn't available, but her address is on the back inside cover. Look under "Bob Leifeld." Yeah, its too bad she's married.

### Battle Of The Blurbs

Dear USBA,

Please find check enclosed for membership. I have been recently introduced to boomerangs and now am hooked. I've made cardboard models to test shape and design but they always break after a short time.

I got your Lower Burell address from Ruhe and Darnell's book "Boomerang" but I don't think you're there anymore. I got this address from Chet Snouffer's instructions for a rang I purchased from "Leading Edge."

Eric Muttee  
Sea Cliff, NY

Dear Eric,

When you're ready to start your boom shop, check out Norm Kern's advice in Builder's Square on page 16. He found a cheap, easy (that describes Norm!) way to get a sander going.

Thanks for the letter because it gives us a chance to do some free advertising for a loyal manufacturer who supports the USBA with a blurb in his instructions. (Currently leading the new year with the most manufacture-related inquiries is Channel Craft Boomerangs.) But if any other manufacturers out there want to prove that they're doing their part, send us a copy of those instruction sheets. Heck, let's make it a contest. Who's instructions include the

niciest USBA blurb?

### Hey! You Need A Hand With That?

Dear USBA,

I have exchanged several letters with Ted Bailey and he tells me that you guys could use all the help you can get. I would like to offer to write an article for MHR on boomerang design. I have learned alot on this subject during the last year mainly through trial and error. The article would take up about one page and maybe another page showing a drawing of one of my booms. You have to tell me when you want it. Also inform me of any guidelines you have for these articles.

Thomas Risher  
The Greyford Co.  
Whittier, CA

Dear Tom,

We would be HAPPY to see designers like yourself contributing articles and designs to MHR!

One of the very nice aspects of the foreign newsletters from Europe is the heavy concentration of boom designs and tips to help novice and expert builders alike.

They have lots of diagrams and blueprints so that just about anybody with a saw and sander can try it on their own.

The hot, young throwers overseas all know, for example, what makes Greg Bisseau's world record fast catch so fast. But beyond that, they are so fiercely independent and competitive, that rather than just copy and stop there, they go a step further and try to incorporate those characteristics that make it a better boom into their own unique design. The technology thus keeps passing on and improving.

This same phenomenon happened with Eric Darnell's jugglers a few years ago. He took a design by Axel Hechner for Fast Catch, no less, flipped it over and modified the airfoils to make a nice, hovering juggler. He built two, took them to the St Louis Tournament, and BOOM, everyone was looking them over and tracing them to go try on their own. Eric wouldn't sell them because the shape was from Axel.

Well, in the latest issue of the French l'ART Boomerang Club Newsletter, with Chet's permission, of course, there appears the Chet Snouffer Pteradactyl Jugglers that Chet used to set the World Record 502 catches with in Geneva. Guess what? Those jugglers were variations of that original Eric Darnell / Axel Hechner design! He basically has Eric's

airfoil on a slightly different shape than Axel's inverted fast catch, but you can see all of the original characteristics.

Why were Chet's Pteradactyls able to set a World Record? Well, in part, it was Chet throwing them!, But also, the combination of Eric's innovative technology with Chet's own design techniques made a very juggable juggler. So we need to keep this new technology coming out to the makers. And like Rusty Harding says, and Eric Darnell does, we must not have fear that some unscrupulous boomer will rape our technology for profit.

But there's more to the story. Even a design for a nice beginner boom is welcome and beneficial because we, the U.S.A. need kids out there to see those designs, pick up a saw and start making booms! They may not feel up to building the latest fast catch or MTA design, but a good beginner model, with lots of drawings, will definitely encourage these kids to get started!

Further, the current European fascination with design and building, combined with a concurrent decline in American innovation threatens the American domination of the World Cup. At present, it seems Europe is where this energetic competition and creativity and sharing is going on. At this rate, it won't be long before they are beyond us. We can't leave it all up to the Barrett Boys! They're gonna need help!

So, in answer to your question, Tom, yes, please send in those designs... beginner designs, competitive designs, new tips for better performance, anything you think is interesting and/or helpful for folks building booms in the U.S.A.

Send in articles on a Mac or IBM format 3 1/2 inch floppy, or just write it out. If you see articles or related material out there in print, send it or a copy. People especially like drawings and blueprints. If you need anything returned, just let us know. Thanks for the letter and the soapbox!

## Strange Days

In a truly paranormal event, at the same time the above response was being written, Mark Weary called to say that the national dearth of creative and technological innovation had him worried to the point of action.

Mark is certainly one of the country's most deliberate and scientific designers currently working. He just won the National Ratings race last year through techniques that most would consider scary.

What Mark likes to do is figure out why one boom is better at performing a function, say, more catchable for eagle catches, or faster in fast catch, or more accurate, for example, and then he'll try to improve it even more.

He is interested in coming out of his Phoenix seclusion and hooking up with others who may wish to share ideas on designs and collectively figure out ways to push the limits on comp boom technology.

For any of you interested in working with this think tank reach Mark at: 4026 E Cholla Canyon Rd, Phoenix, AZ 85044. Phone: 708-255-9662.

Look for these guys in the winner's circles next year. We'll try to force them to turn over any ideas to MHR for you non-cooperative types to ponder as well!

## Do You Guys Deliver?

I live in France and I'm an adherent with everything regarding to boomerangs. I regularly build and throw. So I'm very interested in your publication "Many Happy Returns" and I'd be very grateful if you could send me your last issue in order to have a look because I'm looking forward to taking out a subscription in the future. I hope you will reply with interest. Yours faithfully,

Cyril Beraud  
Chalon, France

Well, thanks for the letter, Cyril. It fits in nicely with what we've been talking about. By the way, here's a sample of the MHR and we hope you join up!

## Check Out The Newbies

Dear USBA,

I am including \$20 for two new memberships. Being Christmas Eve Day, I thought this would be a great way to start off 1995. A friend of mine, Stephen Agricola, and I have been cranking out some boomerangs as gifts for this holiday and I thought I'd better join us up. Happy New Year,

Anne Murray  
Annondale, VA

Dear Anne,

The USBA has recently turned its attention to people such as yourself, who are new to the art and sport of booming and are new members to the USBA. Please let us know how you like MHR and if it is of interest to you. Thanks for signing up!

## What's Going On?

Dear USBA,

Please disregard my two previous letters. They indicate that I was not receiving issues of MHR on a regular basis. I received my Fall issue just days after sending my last letter. Please accept my apologies. I need to acquaint myself with the yearly schedule for MHR, being that it is the only periodical that I receive quarterly. If there is a set schedule, please let me know. I expected the Fall issue in early November based on previous postmarks.

I didn't get a chance to fully review MHR #60 but did like the proposed changes in the President's Column. And being new to the sport, I really like the "Ask Chet" and "Builder's Square" sections.

Here's a couple of questions: How can I improve my timing and accuracy when juggling? Can you give me some tips on what makes a good pair of doubling 'rangs (i.e.- two & three wing combos or three & three wing combos)? Thanks for your time and the issues of MHR. Sincerely,  
Duane Dunn  
Palm Springs, FL

Dear Duane,

Thanks for the letter and the chance to explain. Our new editor, Gregg Snouffer, took over production of the newsletter in mid-November, more than a month after the Fall issue deadline! As a result, the Fall issue was quite delayed. Thanks for all of the patience out there.

The newsletter should now get back closer to on-schedule. In an ordinary world, the deadline for submissions would be the first of March, June, September and December. That way the issues would be ready to go out near the equinoxes and solstices! It will probably still take another issue to get back to that schedule. But you're right, it has been delayed. We hope you'll like the content, however. Please let us know what you think.

In addition, Gregg also keeps track of membership and this streamlines the operation, as members can get right to the source of their missing issue by inquiring of Gregg at the address below. We hope this will help smooth things out for the future.

Thanks for all of the letters and keep 'em coming! Send submissions to MHR editor, P.O. Box 182, Delaware, OH 43015.

# ASK CHET

The Q and A column for  
desperate folks

## Guest Expert Steps In For The Vacationing Chet And Takes On questions about Juggling, Doubling And Phenolic

Editor's Note: Due to a schedule conflict, Chet was unable to answer the questions written to "Ask Chet." Fortunately, the guy that Chet always asks for the answers wasn't busy and was able to provide the answers, as usual. But, we felt it only fair to finally reveal his true identity...

Dear GARY,

How can I improve my timing and accuracy when juggling? Also, can you give some tips on what makes a good pair of doubling rangs (i.e./ two & three wing combos or three & three wing combos)?

Sincerely,  
Duane D. Dunn (3D)  
Palm Springs, FL

Dear 3D,

Juggling is just what you say it is, timing and accuracy. The first thing I look for in a good pair of jugglers is hang time. I want both boomerangs to have seven to twelve seconds from time of release to time of catch; seven seconds for higher winds, and twelve seconds for calm conditions. Both of the boomerangs should have very similar flight patterns. To achieve this, I usually make 10 to 20 booms and match the pairs by throwing all of them the same way and in the same direction, sometimes more than once to compensate for Mother Nature's affects. I match booms that travel about 30 meters and land closest to one another. Once you've matched pair, try throwing them one at a time, looking at the subtle differences. Remember, you have to have time to react to the booms. [Don't tell Chet this but, I noticed the "hang time" on his world record set of jugglers is only 6.75 seconds. Unless you're in great shape like Chet, that is not going to give you the reaction time you need to stay in the groove.] Chet throws his a bit layed-over for a tear drop flight. This keeps the wind from having a major effect on his jugglers so he gets an accurate return. But again, those are Chet's jugglers. I prefer to throw very vertically so they climb high and hover down like an MTA. To

keep the rhythm, I release the second boom when the first one becomes level and starts to hover down. Be careful, throwers tend to throw the second boom too layed-out which causes instability! KEEP IT VERTICAL!

In Doubling, I use the motto, "You don't want separation - you want DIVORCE!!!" I feel it is important to use three-bladed boomerangs! I have set two world records in this event using Fridolin Frost Moebius shapes. I use 3/32", or 2.4 mm, linen phenolic which handles strong or weak winds. The inside doubler has large 1/4" holes in the tips to reduce lift and create drag. It also has a dime taped 2/3 of the way out on each wing from the center of mass on the top of the airfoil. The dimes are taped on top of the airfoil so they don't interfere when the boomerang is put on top of the outsider. I also have 1/2" drag flaps on each of the arms, half way out the wing. The range on the insider is 24 meters, and **most importantly**, the flight time is 5.75 to 6.0 seconds from time of release to time of catch.

The outsider has pennies on the underside tips to increase the range to 30 meters, and it has no flaps. You want to get a flight of ten plus seconds. Add dihedral if necessary to increase the height and get more time. I throw my doublers more into the wind and then move back for the catches. This keeps the rangs closer together so I can see them both in flight. Remember, FLIGHT TIME is most important -- ACHIEVE DIVORCE!!!

Dear Mr. BROADBENT,

What is the difference between paper and linen phenolic? Also, what is the difference between phenolic, Paxolin, and Doxolin? Inquiring minds want to know.....

Steve Collins  
Okemos, MI

Dear Steve,

There are many different grades of what is called phenolic. Phenolic is the generic trade name given to compressed epoxy resins. Brand names include Paxolin (produced in Europe in mm.), Bakelite, Spaulding, Spauldite, Phenolite, Micarta, and Scotch Ply (by 3M). (My resources never heard of Doxolin, but we can probably assume that it is another brand of phenolic.) This material has specific uses in electrical insulation. Westinghouse is the world's largest producer of phenolics. They produce over 70% of the phenolic in the world. It is a **\$35 million** a year business for Westinghouse!

Paper phenolic, the least expensive, comes in differing grades. It is made of layers of 5.5mm to 13 mm paper com-

pressed in a liquid epoxy resin. Some have particles of graphite which makes it black. Paper phenolic is more rigid, but that characteristic makes it more brittle and more easily broken. It also absorbs moisture, and it is not as dense as linen phenolic.

Linen phenolic is layers of tightly woven cotton cloth compressed with epoxy resin. It is the strongest phenolic, but it also has some flexibility. This means that the boomerang made of linen phenolic will not break as easily during foot catches! One drawback is that linen phenolic is two to three times more expensive than paper phenolic.

There is also a canvas phenolic, which uses a looser weave of cloth compressed with resin. Because of the grains in the canvas, sanding and drilling often produce more coarse finishes.

Aside from the weight and construction of each particular phenolic, there are no major differences in flights for boomerangs made from each.

New technology has moved us into a stronger grade of phenolic called glass epoxy resins. Westinghouse has grades of G1 to G12. So far, I have found that G10 works the best for boomerangs. It is much more dense and rigid (and way more expensive) than the above mentioned phenolics. Boomerangs made from this material will travel much further than a counterpart made from a lighter phenolic.

*If you have questions for "Ask Chet" send them to this magazine, C/O Gary Broadbent. He knows everything, so there's no wasted time like before when you wrote Chet and he had to call Gary!*



"MAYBE THE WORLD ISN'T READY FOR THE 'CROTCH CATCH', GARY."

---

---

# BOOM FRAGMENTS

Bits of news from the boom world

---

---

## HOW ABOUT THEM LIPS!

It looks like **Chicago Bob Leifeld** married **Angela** just in time. He must have realized that he couldn't keep her "power kissing lips" a secret forever!

At the Canton tournament in July, Angela, serving as scorekeeper for the Australian Round event realized newly-wed husband Bob was all but out of reach in first place with 71 points when she finally gave in and granted competitor **Gregg Snouffer** a "power kiss" for luck. He had just thrown his third disappointing toss and was looking as if he would finish the event out of the numbers. Besides, he would have to throw two perfect 50-meter bullseyes to catch Bob, and with the winds as they were, breezy and shifty, chances of that were pretty slim. Well, you guessed it. One power kiss and two bullseyes later, Gregg had bettered Bob's score by two points, with 73, a score that easily won the event. He later dedicating his Aussi Round trophy to Angela.

With the word out on the fields, Angie was being very protective of her kisses after that. So at Nationals in Michigan, when **Mark Weary** was throwing accuracy, and doing quite poorly, he knew Angie would be a hard egg to crack. Well, after four tosses with scores of 3, 0, 0, and 2, he was desperate and snuck up behind Angela, snarked a power kiss from her unsuspecting lips, then ran onto the field and threw his final toss, a bullseye, tying Angie's hubby Bob with 15 points! Angie has nothing good to say about the stolen kiss, but Bob, if you ever want to give her up, we know some takers.

## BEAVIS AND BUTT-BOOM

The week of January 8 found boomerangs featured once again on MTV, as the Arizona boomerang segment featuring **Michael Gel Girvin, Stevie Kavanaugh and Chet and Gregg Snouffer** was once again aired over the weekend. Then during the week, an episode of Beavis and Butthead featured a video by **MC 900 Foot Jesus**, entitled "If I Only Had a Brain" in which the singer, while being shipped through the US mail in a large box while in search of a brain was viewed doing various activities from discoing under a mirrored ball to throwing a foam Roomerang **in the box!** Look for the video on the boomer's fave station, MTV.

## NEW TEAM OHIO MEMBER

**Rob Parkins** has moved to Delaware, Ohio and has confirmed that he will now be eligible to compete on **Team Midwest** in the upcoming Team Championships that someone will (hopefully) put together this summer.

Apparently, Rob wanted to compete on Team Midwest badly enough that he was willing to move there! His new phone number is (614) 363-0681 and he's never home so good luck trying to coax him back to the East Coast!

## RARE AIR GETTING RARER

**Jonas Romblad** is reportedly coming to the USA to work on a jet airfoil in Florida. He is therefore hustling to finish his grad work in Sweden and will not be manufacturing any MTA booms for a while, and MAY not even be able to produce on several orders already waiting, due to the intensive labor required to lay up the world-famous floaters. He refuses to shop the work out because of the exacting nature of the layup and his own insistence of approving each and every boom himself. (And they say true craftsmanship is dead! Well it may be, now.) Wait to see how this situation develops, and if you've already got

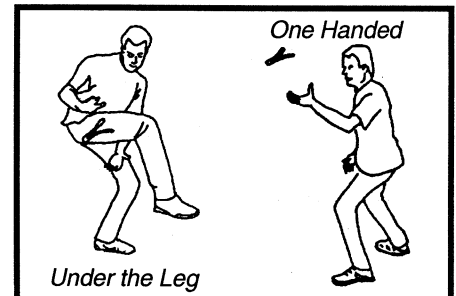
money in Jonas' hands, pray you get a boom and not a refund.

## THE ART OF BOOMERANG WARFARE

**Mark Weary** picked up a new book, **The Art Of Warfare**, before last summer's boom season and credits the twenty-five hundred year old book's philosophies with aligning his mental and physical abilities and giving him the edge needed to become the most competitive boomer he could be.

It apparently worked, as Mark swept the National Ratings race, leaving eight-time consecutive ratings champ Chet Snouffer more than twelve points in the dust! By the time of the season's final tournament (Mark's own Phoenix Fling) "Wildman Weary" had things well in hand. Not even a sixth place finish in that tournament could derail his national ratings championship bid.

**Rob Parkins**, looking to better his own sixth place finish in last season's ratings has picked up the



## **10th Anniversary of Gel Boomerangs**

*Seven different throwers have set  
Eleven World Records  
with Gel Boomerangs.  
New designs.*

*Beginner to Expert boomerangs.  
Beginner, Intermediate and  
Competititon sets.  
Beautiful Finishes...  
Superior Performance*

## **Send for Free Full Color Catalog**

GEL BOOMERANGS  
2124 KITTREDGE STREET #61  
BERKELEY, CALIFORNIA  
94704 USA  
(510) 658-2469

book and is now studying it to see what kind of insight it gave the Wildman.

The book, written by warlord Sun Tsu was obligatory reading in the Soviet Military and features chapter topics such as Laying Plans, Tactics, Attack By Fire and The Use Of Spies, with advice like, "If you know the enemy and you know yourself, you need not fear the result of a hundred battles."

Look for the book at your local bookstore or on boom fields around the country this Summer!

### Sound Frido-miliar?

At the World Team Championships this year in Japan, in case you missed it, German thrower **Fridolin Frost**, a previous European and defending World Champion and star of the strong International Team was taken out of competition on the first day of the three day tournament by team mate **Gary Broadbent** after a celebratory high-five that fractured the German star's collar bone!

A recent article in USA Today newspaper shows that Frido is not alone. In June, long distance runner **Tom Ansberry**, just seconds after winning his first national championship in the 10,000-meters, received a high-five that

**"Technical knowledge is not enough. One must transcend techniques so that the art becomes an artless art, growing out of the unconscious."**

-Mark Weary, on winning the National Ratings this past season

dislocated his shoulder. At least Ansberry had the good sense to win the championship first!

### High Altitude Reconnaissance Boomerang?

Boeing and Lockheed are at work on a very low observable (VLO) unmanned aerial vehicle (UAV) dubbed the Tier 3-minus. It resembles a miniature B-2 and is described by defense officials as a 'Frisbee with Wings,' or a semi-boomerang' and will be used for reconnaissance missions, as it is able to make economical long-endurance flights at 50,000+ ft carrying a payload of 800 pounds. God help Vera when Gary asks for the money to add **this** one to his collection!

### Booms In Advertising

Its always a thrill to see one of your favorite pastimes in the national media. Especially when its a pastime as obscure as boomerang-ing! **Norm Kern** checked out the on-line system at his local library and found the following description of an **Outback Steakhouse** 30 second TV spot while searching for references to boomerangs.

"Think of this as 'Mad Max meets ESPN2.' Leather-jacketed yahoos roar around on motorcycles with sidecars in pursuit of a football as an Aussie-accented voiceover explains: 'Here in the outback, we play our own brand of football - Outback Rules. No sidelines, no timeouts, no telling which way the boomerang will bounce.' Sure enough, three guys throw boomerangs at the player with the ball at the moment. Seems like an unsporting sport, but we take the point that these are rough-and-tumble lads whose appetites could be satisfied by only the heartiest steak dinner. At the close of the action, we see a woman (who turns out to be **Rachel Hunter**) wearing a referee outfit as she holds aloft a plate of food in each hand at the goal line. The

## **Greyford Co. Boomerangs**

*Now selling Outback and Gel Boomerangs.*

*Also the amazing X-ZYLO. And our first Greyford boomerang.*

*Offering fast dependable service. We ship same day. Competitive prices.*

*Write for free catalog.*

**Greyford Co.**

P.O. Box 4734, Whittier, Ca. 90607

winning players take the food off her hands and roar off into the sunset as she signals they've scored."

The spot was produced by **Sarah Fader** and **Cindie Wright** of Newmanfilm, Los Angeles, from a concept by West & Co. Advertising, Tampa, FL. Anyone know these guys? How about sponsoring the real U.S. team to New Zealand next February for the World Cup? Those guys would **love** to be in a commercial, and would work for airfare!

### Boomerang Neckties

Clothing manufacturer **Warnaco** has launched some new lines of neckties for Fall delivery in an effort to expand its neckwear offerings. The firm has introduced four lines of ties, designed to be conversational in nature: American Icons, Rinascente, Zuni Moon,

### **"Karma Is A Boomerang"**

-A sign behind the counter at trendy new Starbucks Gourmet Coffee on New York City's fashionable Upper West Side

### **"Management Reserves The Right To Inspect All Packages."**

-A sign at the Dunkin Donuts outlet a few blocks away



---

## BOOM FRAGMENTS (Cont'd)

---

and Boomerang. The ties feature themes from '50's Americana, like cars and pinups, to Native American designs, pottery motifs, and **Aboriginal art**. The Boomerang ties will sell for \$16. When Gary's buying habits are considered, this may be a good time to purchase Warnaco stock.

### Co-Ed Naked Indoor Booming!

The University of Cincinnati Frisbee Club is looking to start a boomerang/frisbee club in conjunction with the university's Ultimate Frisbee Team. There has been much interest expressed and they are currently looking at about forty five members (without much-

publicity, so far!) In addition, the club has permission to use the University's Shoemaker Center as an indoor venue! What's next?

If you have ANY booms or ideas for games or events, contact John Lewis ML 006, 821 Rieveschl Hall, U. of Cincinnati, Cincinnati OH 45221.

### Into the 21st Century

There we are... right under the review of **Eric Darnell's Turning Point Boomerangs** on page 366 of the **Millennium Whole Earth Catalog**: "Boomerangers keep up with things in **Many Happy Returns**, the newsletter that comes with membership in the US Boomerang Association." (There's also info on USBA membership.)

According to managing editor, Michael Stone, the catalog challenged its editors and reviewers "To identify and celebrate the most effective, practical, and appropriate tools and ideas for thinking and acting independently for the 21st century." So THAT explains why they reviewed MHR and the USBA!

The catalog reviews and tells where to

purchase all kinds of environmentally friendly tools, toys and publications. But Stone confides, "We only review stuff we think is great."

We think that's great. For your own copy, check bookstore shelves or write: The Millennium Whole Earth Catalog, PO Box 38, Sausalito CA 94966 or call toll free 800/938-6657. (\$30 first copy, \$24 each additional copy.)



---

## 1994 NATIONAL KYLIE CHAMPIONSHIPS HELD

by Norm Kern

**WILLOUGHBY, OH** --Eddie Carrigg invited the midwest boomerangers to a final fall toss the Sunday after Thanksgiving. Only six boomchuckers braved the freezing wind chill, and near freezing rain. After a very brief evaluation of the conditions (20- 25 MPH winds) we decided to toss kylie instead. We probably would have logged as many steps chasing boomerangs as we did chasing the kylie.

First we tossed for distance, but we didn't keep track of the winners. Then we found some loose trash suitable for a target. We added a stick with a mylar wind indicator to give the target some height. We were then clearly dangerous.

One more throw and we had official rules: All throwers throw in unison (to maintain the excitement for the crowds and the press). Throw from a distance of 33 meters (which just happened to be the distance from our bags to the pile of trash.) The official stick was 18 inches high and 3/16 inch diameter. (Actually it started out to be 36 inches, but Bud

Pell cut it in half in warm ups. We should have known what was coming. This whole thing was Bud's idea. We'd been hustled.)

We threw with the wind to our back. (One attempt at throwing into the wind resulted in 5 kylie going into fatal flutter and actually starting to return.) There are 10 total throws. If someone hits the stick, it is considered a 'Waki', which counts for 5 points. After all the kylie have come to rest, the kylie which is closest to the stick receives a 'Klak' (2 points). If a Waki kylie also rests closest to the stick (or what is left of the stick) it may receive the 5 points for the Waki plus 2 points for the Klak.

The competition was tough with 88% of the competitors scoring points. In the early rounds Gary Broadbent seemed to perfect the technique of spinning the kylie around the stick without actually Waki-ing it. The peak of the drama occurred in the ninth round. Gary and Bud were tied for the lead with 6 points when Gary launched a perfect throw towards the stick only to watch Bud's kylie clip the stick in mid-flight,

leaving Gary's kylie nothing but air. It was pretty cool, but Gary didn't like it.

Final Standings: 1. Just Plain Bud Pell : 11 points, 2. Gary: 6 points, 3. tie between Gary Jr. and Norm: 4 pts, 5. Steve Collins: 2 pts, 6. Eddie Carrigg: no Wakis nor Klaks.

Since kylie were passed around among competitors, we kept track of the points each stick accumulated. Although 4 out of 6 national Kylie Championship throwers used Left Turn Kylie, the top scoring stick was a Broadboom, with 1 Waki and 3 Klaks (nor including the one Waki Bud stole), followed by a Norm Kern Left Turn Kylie that got 3 Klaks.

The State Championship went to Michigan which had 17 points to Ohio's 10. The 6 hearty kylie tossers retired to Suzanne Carrigg's feast.



No date or location has yet been set for the 1995 National Championships.

If you would be interested in competitive Kylie events in 1995, please contact Norm Kern at 1640 Haynes, Birmingham MI 48009. Do you have any other Kylie events or games?

# Did You Catch That?

Is **YOUR** camera fast enough to catch a speeding boomerang on release?

**THESE** photographers were! But were these **BOOMERANGERS** fast enough to catch their Booms or return? **YOU** decide!




Clockwise from top middle: **Kunio Koizumi** of Japan; **Rob Parkins** flexes some muscle at Va Beach; **Michael Girvin** at Nationals; **Gregg Snouffer** shows off his butt in Phoenix; **Maureen** looks studly for the fans at Nationals




Left: **Aron "Chimpboy" McGuire** lets one go at Nationals

Right: **Doug DuFresne** "toes" one in







Above: **Chris Ozolins** has this drop down!  
Below: **Gel** skies over Phoenix



Above: **Rev Jim** leans into one.  
Top Right: **Kim Galleazi** with two feet on the ground. (Boom is by his upper elbow)



Right: **Mark Weary** goes endo for a hand plant eagle



## Left Turn Boomerangs



Recreational and competition models from \$8 to \$18. Made from 10 ply, 5 mm birch. Stained (not painted) to preserve natural wood grain. FREE CATALOG.

Norm Kern, 1640 Haynes  
Birmingham, MI 48009

# BUILDER'S SQUARE

**Editor's note:** The following article is the first of a series of three that are essentially chapters in Rusty Harding's still unpublished book, "The Boomerang Bible".

Rusty has seventeen years experience in throwing and designing boomerangs, and even more years as a successful aerospace engineer. (Word has it he was one of the guys the Martians contacted to discuss intergalactic space travel.)

The articles are geared toward the novice builder of boomerangs, so if any of you experts out there have any further advice or clarifications you think would supplement these articles, send them in.

The articles are the copyrighted property of Mr. Harding and may not be reprinted without his permission.



## HOW TO TUNE WOODEN BOOMERANGS, AND WHY!

by Rusty Harding

**For this article,** I've assumed that all boomerang tuning adjustments will be done by cutting and no adjustment will be made by bending or twisting in order to assure that the tuning becomes more or less permanent.

Before getting into tuning, let's review a bit. A properly thrown boomerang should leave the hand with just enough forward force to produce a complete return to the thrower. It should have sufficient spin for proper lift development (about 600 RPM or 10 revolutions per second). It should travel the entire route (360 degrees) while laying down 90 degrees, so that it is spinning horizontally upon return. While keeping this in mind, consider the following.

A boomerang thrown too hard will travel past the thrower. If it has not laid down horizontally before it reaches the thrower (low laydown rate), it will continue to spiral inward until forward motion is lost. If the boomerang has laid down before it reaches the thrower (high laydown rate), it will go past the thrower while forming an "S" or "figure 8" in flight, depending on its height.

Both of these conditions exist when the laydown rate is not right! A boomerang thrown too hard, but having a proper laydown rate tends to go past the thrower and climb, "backsliding" or trying to return to the thrower from behind, but spinning horizontally, like a helicopter blade.

A boomerang properly thrown and with the proper speed will dive into the ground approximately half way around if the laydown rate is too low, or will climb excessively (zoom) at about the same point if the laydown rate is too high.

To correct a boomerang with a low laydown rate, increase the lift of the throwing arm by undercutting the leading edge of that arm a little more. To correct a boomerang with a high laydown rate, increase the lift of the free (dingle) arm by undercutting the leading edge of that arm a little more. If you undercut a little and get no change, undercut a little more. If you still see no change, your boomerang is either convex where it should be concave (warped the wrong way), or you have non-neutral elbow problems. The problem of having a non-neutral elbow will be discussed in a future article on Airfoils.

If your boomerang does not respond to any of these corrections, there is another factor that should be examined. Does the boomerang seem not to want to start turning at a reasonable rate? (Turning to return to the thrower?) This situation is not as common as the one above, but it does exist sometimes. If this is a factor, simply undercut the leading edge of both arms equally, a little at a time. That will produce a shorter range boomerang by increasing the boomerang's turning forces.

I am often asked the question, "Why undercut?", "Why is there only one undercut?", or "Why are there two undercuts?" In fact, I asked the same questions before I learned "WHY?" No undercut is necessary if the boomerang performs well without any! If ONE undercut exists, it will probably be on the leading edge of the throwing arm, and placed there to correct a diving boomerang or correct laydown rate! If TWO undercuts are present, they are probably on the leading edges of both wings and were placed there to increase turning forces and/or decrease range. The SIZE of each undercut will act as a clue to the laydown force requirements.

Sadly, all of the above comments about undercuts assumed that the boomerang maker KNEW what he was doing! Unfortunately, many boomerang makers have one or more of the stated conditions simply because the maker did not understand what he was doing, nor why, and so simply put the undercut's there because others had them, or added them until the boomerang returned reasonably well.

Often, undercutting has been done "Because the undercutting makes it work!", a catch all expression for "I don't know!", or "That's the way all boomerangs are made!" Often, you'll find boomerangs that are over-corrected or under-corrected simply because the inexperienced maker did not understand

"Why?"

Such conditions create boomerangs that have virtually no margin for throwing error if they are to fly successfully at all. Saddest of all is that someone new to the sport of boomeranging has absolutely no way to tell the good ones from the tricky- to- throw boomerangs.

Most makers can successfully throw boomerangs they've made and make them perform reasonably well. The true test of a maker's skill comes in seeing how many relatively inexperienced throwers can successfully throw them without spending a lot of extra time mastering the boomerang's particular throwing needs.

A good beginners' boomerang should have a "large throwing window", that is, be forgiving of minor throwing errors, while still producing reasonably good flights and return to the thrower in spite of throwing it wrong, rather than having a "narrow throwing window", or being totally unforgiving of such errors.

Adjusting boomerangs to fly well is not complicated! But, the fact is, no two boomerangs are exactly alike, not even "exact copies." Each boomerang has its own personality, and its own requirements for tuning, therefore, testing and tuning are necessary for each one if it is to truly be a quality returning boomerang.

Perhaps this article will help you even get out those poorly flying boomerangs that you've collected and turn them into good fliers. If you're making your own, simply adjust them to suit your personal throwing style! Besides, you'll have more boomerangs to throw than you did



For the very best quality Finnish Birch Plywood with a 5% USBA discount:

**Anderson Int'l Trading**  
**1011 West Barkley Ave.**  
**Orange, CA 92668**

(800)-454-6270  
(714)-771-6270

## Dimpled Bats and Boomerangs

The January 1995 edition of **National Geographic** reports that **Jeffrey DiTullio**, an aeronautics instructor at the Massachusetts Institute of Technology has done some interesting research on the aerodynamics of a swinging baseball bat.

According to the article, "Dimples on jet aircraft and golf balls allow air to flow over them more efficiently by reducing surface drag."

DeTullio figured that, since a swinging bat is simply a cylinder trying to push its way through the air, a dimpled bat would move more efficiently and strike a ball with more energy.

After testing against standard bats at the MIT wind tunnel, DeTullio found that dimples decreased drag by 60 percent. The result was to increase the batter's swing speed by 3 percent.

When tested by Boston Red Sox players in Fenway park, the dimpled bats "made it easier to send the ball over the 40-foot-tall left-field wall, the infamous Green Monster"...that is, "if the hitter made contact."

Dimpled bats are now being produced and should have no trouble getting around the "no cork" rule.

Meanwhile, this application of the dimple theory to baseball bats may stimulate an old idea tossed around by experimental boomerang manufacturers. **Ted Bailey** applied the dimple theory to MTA boomerangs he produced in the early '80's. **Oscar Cuartas** of Columbia tried it before that, but only on his trailing edges. A variation of it showed up in the form of grooves carved across the MTAs of **Jacques Sabrie** and **Chuck Smith**, original members of the 1987 World champion "Team Midwest," in an effort to "control the forces of chaos that the wind brings to bear on the poor, spinning boomerang airfoil."

The process isn't all that hard to understand. By running over dimples, the wind is tripped into tiny, controlled vortices, instead of building and finally crashing over a highly polished smooth surface. With dimples, the wind stays close to the airfoil, allowing the airfoil to do what it's designed to do.

Ted recommends anyone who wants to apply the dimple theory simply get a meat tenderizer, the roller type, and roll it over the freshly painted top and bottom of their MTA or fast catch.

Ted's experience with hand-drilling

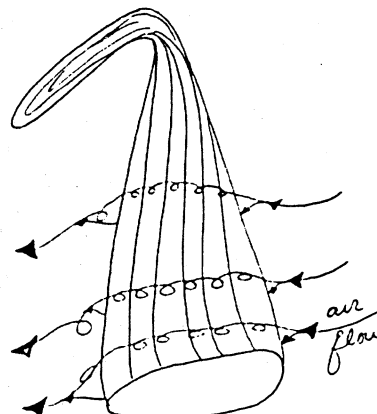
precise dimples wasn't so good because of the sheer number of dimples needed to cover a wing. His dimple tip to Rod Jones and Jonas Romblad went unheeded when they built their molds. But according to Ted, there's a perfectly dimpled beauty still flying somewhere out there on the wind. How'd he do it? His dog chewed it, her teeth perfectly dimpling the wings!

According to Rusty Harding and Gary



Broadbent, the same control of the wind over the airfoil can be achieved by grooving the boomerang with tiny parallel scratches stretching down the length of the wings, from elbow to tip. In fact, the whole wing need not be involved. Just an area from about halfway down the wing to the tip need be grooved to trip the wind into a tiny vortex over each groove, thus keeping it closer to the wing.

To try this at home, just take a nail and carve a series of parallel lines down the top of the wings of your favorite 'Jonas!' What the heck, its paid for... isn't it?



## BUILDER'S SQUARE

**Yes, More Builder's Square  
because... what else are you  
going to do? Its Winter!**

### More Pearls From Fred...

**Fred Malmburg** says in addition to the book, he's also working on some pearl inlay. They cut the pearl from the shell in tiny squares, or you can get "Paua" in tiny two to eight millimeter dots. Then you get out the drill bits and punch tiny holes in the surface of your boom and glue the dots into the holes, that is, if you want to waste the dimple effect you've just created.

He didn't want us to say this, but his source for the pearl inlay is **Stewart McDonald Manufacturers**, yes the famous guitar makers. Fred uses a frame saw to cut tiny shapes from the pearl squares mentioned earlier and then C-4's the corresponding shape out of his wing...

### Baby's First Sander

**Norm Kern** found a cool new three inch rubber sanding drum that **simply slips onto the shaft of a grinder or any other motor**, for that matter. This avoids the hassle and expense of a chuck and arbor. It allows the drum to be closer to the motor which minimizes vibration. Norm's got one and swears, "Its great."

If you're trying to figure out what to do with that old furnace motor and are still buying booms because you don't know the difference between a pillow block and a pulley, STOP and get one of these. (Who knows, maybe you can still get a refund on that chuck you got for Christmas!)

The drums are available for 1/2" and 5/8" motor shafts (part #44719 or 44727, respectively), or to fit a 3/8" or 1/2" drill chuck (part #44735 or 44743, respectively). The naked motor shaft models are \$19.95, while the drill chuck variety are \$17.95. If you're using a drill press to sand those airfoils, you can get a converter (part 44750) that converts part 44719 to a drill press chuck for \$2.95.

Call **The Woodworker's store** at 1-800-279-4441. Sorry nothing to convert that old Model-T engine yet.

## COMPETITION NEWS

### COMPETITION CALENDAR 1995

**APRIL 29, 30(raindate): Spring Fling: Swainsboro, GA.** USBA rated. Contact John Derden at (912) 237-7831 (Day) or (912) 237-4014 (Night)

**MAY 20: Toss Across America:** Host your own local media event. Contact Betsy Miale-Gix for details at (206) 485-1672. (See President's Column, pg2)

**JULY 1 (tentative): Canton Boom Bash: Canton, OH.** USBA rated. Contact Gary Broadbent (216) 492-RANG. (July 2: raindate)

**AUG 6: Free Throwers Fling: Delaware, OH.** USBA rated event. Contact Chet Snouffer (614) 363-8332

**AUG 7: First Ever National Head-to-Head Championships: Delaware, OH.** Non-rated head to head elimination format. Four events: Trick Catch / Doubling, Fast Catch, Aussie Round and MTA. Only 16 throwers can enter. \$20 fee: cool prizes. Contact Gregg Snouffer at (614) 363-4414. First paid, first played.

**Tournament Directors: Get your dates in NOW to avoid conflicts! Call Chet Snouffer at (614) 363-8332.**

### 1995 NATIONALS LOCATION SOUGHT

**The USBA still has no bids for hosting Nationals this summer. If you have an interest or inquiry, contact Chet Snouffer.**

### 1996 WORLD CHAMPIONSHIPS SET

CHRISTCHURCH, NEW ZEALAND -- Kia Ora. That's 'Greetings' in New Zealand. Earl Tutty sends word that the preliminary plans are already laid for next year's World Team and Individual Championships. Here's the scoop, to date:

**Team Cup:** 3 Days, 5 or 6 members per team + coach: All team members throw, top 4 scores count. One team from each country. International woman's team(s), International Men's Team, with priority to throwers from countries WITHOUT teams. Possible events: Team Relay, Team Supercatch, Fast Catch, Aussie Round, MTA100, Trick Catch/Doubling combined, Accuracy, Endurance, New Events??

**Individual Championships:** 3 Days. Possible Events: Aussie Round, Fast Catch, MTA100, Accuracy, Endurance, Trick Catch/Doubling, New Events?? Possibly new event where standardized Boomerang is used (to get in line with Olympic standards.)

**DATES:** Around the last week of March, 1996 and first week of April, with competition running for one week. Accommodations and field have been booked for this period. Exact dates coming soon.

**FIELD:** Christchurch's largest recreatin grounds, Hagley Park, covers 552 acres in the center of the city, adjacent to the Art Gallery, Museum, Botanical Gardens and Golf Course. It is a 2-minute walk from the accommodations, with enough space for eight 20-meter circles and two 50-meter circles, as well as continuously accessible practice areas.

**Accommodations:** The YMCA is a 2-minute walk one direction from the field, and the center of town, with shops, restaurants, bars, etc is a 5-minute walk. Contact: Earl Tutty, 17 Truscotts Rd., Heathcote Valley, Christchurch 2, New Zealand. (Phone or Fax: +64 3 3845405)

# NEWS FROM FRANCE

**Didier Bonin** writes from France to report that the French have made no changes to their 1995 rules. That's good news because it means the French and U.S. competition rules are **identical** with four MTA throws, the same trick and doubling catches and no juggling. These guys have evolved their sport very similarly to their U.S. counterparts, possibly due to the close communication between the two countries.

One big change they did make for this year is the absence of Middle Score from the ratings. They only used Best Score and Placing Averages, each counting fifty percent, for the overall ratings. The USBA is currently debating reducing best and middle score portions in relation to the placing averages, as a truer indication of actual skill. Didier explains the reason for eliminating this portion, saying, "Middle scores were wrong as many throwers made only two or three tournaments in a year."

**Yannick Charles** didn't let the debate distract him from scoring the second fastest round of Fast Catch ever in competition: 16.68 seconds. Yannick went on to blow away the competition in the overall ratings with 406.5 points, followed by Matthew Weber in second with 337.

1994 FRENCH OVER-ALL RATINGS		FRENCH/U.S. COMPARISON OF 1994 BEST SCORES		
1. Yannick Charles	406.5	<u>FRENCH</u>	<u>SCORES</u>	<u>U.S.A</u>
2. Matthew Weber	337			
3. Greg Bisiaux	304.5			
* Uwe Niederstraber	292			
4. Titof Dautriche	283.5			
5. Yves Caze	281.5			
6. Didier Bonin	264			
7. Julien Kerjean	261.5			
8. Stephane Gigon	245.5			
9. Michel DuFayard	235			
10. Jerome Royo	218			
11. Olivier Chelmas	216.5			
12. Didier Phillispart	215.7			
13. Stephane Hubert	210			
14. Phillipe Picgirard	198			
15. Remy Chauveau	195			
16. Eugene Cinal	189.87			
17. Bruno Bourgeois	162.7			
18. Samuel Arnon	152.5			
19. Xavier Larcher	140.75			
20. Samuel Dougados	128.75			
127 throwers competed, 64 in one tournament, 23 in two, and 40 in three or more				
			<b>Trick Catch</b>	
		Y. Charles	21 26	G. Broadbent
			<b>Doubling</b>	
		Y. Charles	21 21	Ch. Snouffer
			<b>Accuracy</b>	
		Y Charles	47 48	Gr. Snouffer
			<b>Aussie Round</b>	
		Y Caze	82 92	J Flynn
			<b>Maximum Time Aloft</b>	
		E Cinal	46.56 58.54	J Gorski
			<b>Fast Catch</b>	
		Y Charles	16.68 17.82	Ch Snouffer
			<b>Endurance</b>	
		G Biseaux	62 67	G Broadbent

## U.S. Head to Head Tournament Organization Formed

DELAWARE, OH -- The U.S. Head to Head Boomerang Tournament Organization, founded in January, has already scheduled its first tournament for August.

"The idea is to promote the exciting head to head elimination type tournament that media really go for," said co-founder Gregg Snouffer. "We want to standardize the rules and promote a series of tournaments that would be marketable to the na-

tional audience through television."

Snouffer and his partner, Aron McGuire, have designed a fast-paced 16-man elimination-style format, similar to the 1991 World Indoor Boomerang Championships held in Australia. In addition to the August tournament, they are working on adding a second tournament in Phoenix this October.

Contested events will include MTA,

## NEW BAY AREA BOOM CLUB TO HOST TEAM SERIES

SAN FRANCISCO, CA -- 30-year boomerang veteran Peter Gibson has joined up with Bay Area boom activist Michael "Gel" Girvin to create The Bay Area Boomerang Club.

The club runs weekly classes in cooperation with the Parks and Recreation Dept of Oakland, and plans to run team tournaments and workshops throughout the year.

The big plan for this summer is a month-long Bay Area team boomerang series with teams from cities around the Bay Area competing four weekends in a row to determine the Bay Area championship team. This is a new concept for the U.S.; there are enough throwers in one cosmopolitan area to hold a local team series.

Inquiries should be addressed to Michael Girvin at 2124 Kittredge St. #61, Berkeley CA 94704, or phone (510) 655-9690.

## Western MO Winter Comp Gets Cutthroat

LEE'S SUMMIT, MO -- The Western Missouri 'Rang Floggers Winter Competition was held December 16 at the double baseball fields of Aldersgate Methodist Church.

The grounds were decked out with a lard-like coating of iced grass and mud. Our main staging area was soon to become a slushy swamp as legs churned with violent exertion.

The total participants, sponsors, spectators and top finishers were as follows: Neil Nicholson, Marke Lane and Joe Arthur.

The "Inlaid-and-Laminated Double-blade" award went to Marke for a great looking maple/purpleheart design. Neil stood tall in the "Performance Booms" category with most returning throws and the only MTA to show up. The "Black Lagoon" medallion went to Joe for the most 'rangs left unfetched on the Tundra.

Marke's three-blade hummer (Silver cup winner for "This Ought To Be In A Magazine," due to airfoils cut in both the "A" and "B" sides of the plywood) is to appear in the Spring issue of Workbench Magazine, as well as his feature about our sport. Anyone who's ever kicked a squirrel out of his home to make room for a walnut gunrack knows that this mag is the *creme de la lignum* for woodworkers, so watch for "Lane's Triblander" (not "Tri-Bladder" as in rhinoceros anatomy) coming to the newstand soon. -Joe Arthur

Trick Catch/Doubling, Aussie Round and Fast Catch. The two plan to market the tournaments to television execs and sponsors hungry for new sports to fill the abundance of sport network's airwaves.

"Our ultimate goal is to be on ESPN2 next to the Lumberjack Nationals with Beer signs all over the place," joked Snouffer. "Then we'll know we've really made it."

## FASCINATING FACTS

"Because life isn't all competition!"

### Pot Use In The 1800's?

From a 19th Century book titled "The Home Book of Illustrated Miscellany," in a chapter titled "Australia and its gold," is the following passage. Our only question: What was this guy smoking?

*"Their weapons were the club, the spear -- they do not seem to have been acquainted with the bow-- and the boomerang. This last weapon is peculiar to the Aborigines of Australia, and its mode of action is a puzzle to mathematicians. It is simply a crooked piece of hardwood, three feet long and three inches broad, pointed at each end, the concave side a quarter of an inch thick, the convex side made sharp. The native takes it by one, and flings it sickle-wise with his hand, when it of course revolves as though upon an axis. If he wishes to strike an object at a distance, he flings it toward the ground, as a boy does a flat stone upon the water, to make it "skip." And just so the boomerang goes skipping toward its mark. If he wishes to throw it so that it shall fall at his own feet, he flings it at a particular angle up into the air; away goes the boomerang whizzing and whirling in ascending curves, until all at once it turns short round and flies back directly to its master. And so, by altering the angle at which it is thrown, the weapon strikes at any point behind him. In like manner, the boomerang may be thrown around an intervening object, actualizing, in a fashion, the old joke of the crooked gun to shoot around a corner. The weapon is useless in the hands of a European, being quite as likely to strike the thrower as the object aimed at; but in the hands of a native it is a formidable missile, striking from the most unsuspected direction, in spite of any defense. You sit un-concernedly behind a rock or tree, thinking yourself safe from attack in the rear; but the boomerang doubles the corner, and is upon you. That innocent looking native, walking off with his back to you may be at the instant taking aim at you with the inevitable back flying boomerang. It doubtless originated from the necessity, in hunting the kangaroo, that the shy animal should not see his assailant; but it is singular that so barbarous a people should have invented such a weapon."*

Thanks Tony Gembeck for sending this in. Reprinted from **Boomerang News**.

## USBA BUZZ

"Everything you need to know!"

### NEW FOR THE '95 SEASON

Two items that have been acted upon by the USBA board in addition to those things mentioned in Chet Snouffer's President's Column, both of them deal with competition issues.

### TRICK CATCH/DOUBLING SCORING CHANGES

The first is a change in the scoring of the Trick Catch and Doubling events. Where before, throwers were awarded 1-point for each catch they made, they will now be awarded different amounts of points for the various catches, based on the difficulty of the catch. The total possible score will now be 34 points for each event. The points break down as follows:

- all **two handed** catches : 1 point
- all **one handed** catches: 2 points
- eagles** and **2 hand Behind back** and **Under leg**: 3 points
- one hand Behind back** and **Under Leg**: 4 points
- foot catches: 5 points

This should help cut down on ties in these events, as well as differentiate between the thrower who makes 10 of the harder catches versus the one who makes 10 of the easier catches, whereas previously these two throwers tied.

As a competitor, you should realize that this places more weight on the more difficult catches, so get out there and practice those foot catches before the snow's all gone!

### NATIONALS QUALIFYING CHANGED

The other change for the upcoming season is in the makeup of the National Championship tournament. Before Nationals were held the day after the U.S. Open, and included only the top 12 throwers from the Open. This year, invitations will go out to the top 12 ranked throwers, as ranked by Competition Update Magazine the previous month to Nationals.

**Further**, any throwers who make the top 12 at the U.S. Open will **ALSO** qualify to throw in the Nationals. So it is possible that up to 24 throwers **could** compete in the U.S. National Championships. This is a more inclusive system that will allow a top-ranked thrower who cannot compete in the Open for some reason, or who does poorly in the Open to still make the Nationals, while leaving the door open for

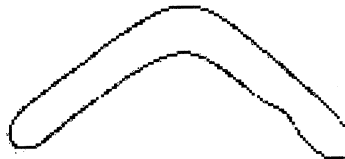
### \*\*\*Roundtrip T-Shirts \$10 Delivered!

Size XL only. At this price, it's the next best thing to being sponsored!

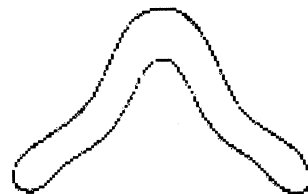
### TWO SUPER BOOMERANGS

#### FEATURES:

- \*EASY TO THROW
- \*SHORT RANGE (20-25 YDS)
- \*COMPLETE ILLUSTRATED THROWING INSTRUCTIONS
- \*SATISFACTION GUARANTEED!



THE ROUNDTRIP TICKET



THE MANTIS

### Deal of a lifetime! Get Both models for \$23

Send check or money order to Roundtrip Boomerangs, 340 Troy Rd, Delaware OH 43015  
Specify Right or Left hand. Ohio residents add 6% sales tax. Allow 2 wks for delivery.  
For a full price list send to "Catalog Request" or Fax (614) 363-4414

Classic styling in lightweight, yet sturdy birch plywood. Features The Notch grip for easy throw. Bright colors for easy spotting. Perfect beginner boomerang for kids and adults alike!

**\$15 postage paid**

A favorite shape and design for the teen crowd. Smaller wings make it better in a breeze and easier to catch. The colors scream for attention and the flight is out of this world. It'll be your favorite 'rang!

**\$15 postage paid**



any underdogs who do well the day of the Open, defeating one of the top 12 ranked throwers, to still qualify into the Nationals as well.

### USBA CHANGES TO APRIL FOOL'S SIGN UP

The new April First membership year for USBA members is an attempt to streamline organization at USBA headquarters. Renewals will all be due by April Fool's Day, so the Winter Issue of MHR will be the final issue of a 1-year membership. A renewal notice can then

be sent out with the Winter Issue to remind members to renew. This will help both members, who forget to renew, and the USBA office, with tracking renewals and new members, and should eliminate several headaches.

All members who renew NOW (prior to April 1, 1995) can beat the price increase and add ONE year (max) to their subscription at the \$10 rate. Then, when your subscription comes due, your mailing label will instruct you how much you owe to take your membership to the NEXT April First expiration date, thus

pro-rating your subscription. Any new members who join mid-year will receive the current year's already-published issues of MHR and then continue to receive the future issues up to the Winter Renewal Issue.

The new breakdown per quarter of USBA membership (i.e.- per MHR Newsletter) is \$3.75.

Hope you enjoyed this issue. Let us know what you think!

## The United States Boomerang Association Listings

For a complete listing of Boomerang construction materials, Clubs and Manufacturers, send SASE to "Listings," c/o Ted

Bailey, PO Box 6076, Ann Arbor MI 48106.

### Boomerang Construction Material Listing Plywood Manufacturer's Guide

A=Flounder Bay B=Alpha Aviation C=Anderson's Int'l D=Aircraft Spruce & Specialty Co. E=Harbor Sales F=Wicks Aircraft Supply

Thickness	Area	Grade	Wood Species	A	B	C	D	E	F
1/4"	4'X8'	Marine 5 ply	Mahogany	X					
1/4"	4'X8'	Aircraft 5 ply	African Mahogany & Poplar		X		X	X	X
1/4"	4'X8'	Aircraft 5 ply	Baltic Birch & Poplar		X		X	X	X
1/4"	5'X5'	Standard 5 ply	Baltic Birch			X			X
2mm	4'X4'	Aircraft 5 ply	Baltic Birch		X	X			X
2.5 mm	4'X4'	Aircraft 5 ply	Baltic Birch		X	X		X	X
3mm	4'X4'	Aircraft 5 ply	Baltic Birch		X	X	X	X	X
4mm	4'X4'	Aircraft 5 ply	Baltic Birch			X			X
5mm	4'X4'	Aircraft 5 ply	Baltic Birch		X	X	X		X
6mm	4'X4'	Aircraft 7 ply	Baltic Birch		X	X	X		X
4mm	5'X5'	Aircraft 8 lply	Baltic Birch			X			
5mm	5'X5'	Aircraft 10ply	Baltic Birch			X			
6mm	5'X5'	Aircraft 12 ply	Baltic Birch			X			
5mm	4'X8'	Standard 5 ply	Okoume					X	

### Plywood Sources

**Flounder Bay Boat Lumber** - Third and "O" Steets, Anacortes WA 98221, Ph (206) 293-2369

**Allied International** - PO Box 56, Charlestown MA 02129, Ph (800) 343-9074

**Alpha Aviation Supply** - P.O. Box 8641, Greenville TX 75401-8641, Ph (800) 752-0890, (903) 527-3817

**Anderson International Trading** - 1171 N Tustin Ave., Anaheim CA 92807, Ph (800) 454-6270, (714) 666-8183

**Aircraft Spruce & Specialty Co.** - P.O. Box 424, Fullerton CA 92632, Ph (800) 824-1930, (714) 870-7551

**B & F Aircraft Supply Co** - 9524 W Gulfstream Rd, Frankfort IL 60423, (815) 469-2473

**Boulter Plywood Corp.** - 24 Broadway W.S., Somerville MA 02145 Ph (617) 666-1340

**Fliteline Products** - Rt 9 Box 437, Lubbock TX 79403, Ph (806) 745-6483

**Harbor Sales Co.** - 1401 Russell St., Baltimore MD 21230, (800) 345-1712, (301) 727-0106

**Industrial Plywood, Inc** - PO Box 1412, Reading PA 19603-3343

**Wicks Aircraft Supply** - 410 Pine St, PO Box 129, Highland IL 62249

**Wag Aero** POBox 181, Lyons WI 53148, Ph (414) 763-9589

**SIG Manufacturing Co.** - 401-7 S Front St., Montezuma IA 50171, (515) 623-5154

**Plywood and Door** - 7701 W 79th St., Bridgeview IL 60455, Ph (708) 594-553

**Sport Vehicle Supply** - 11120 Rockridge Rd., Lakeland FL 33804

### Boomerang Plywood and Hardwood Info Available

Two organizations exist as information sources for manufacturers who need wood products. They maintain listings of wood supplies in the U.S.A.

#### Hardwood Plywood Manufacturer's Association

PO Box 2789  
1825 Michael Faraday Dr.  
Reston, VA 22090  
(703) 435-2900

#### Fine Hardwoods American Walnut Association

5603 W Raymond St., Suite O  
Indianapolis, IN 46241  
(317) 244-3311

## **BOOMERANG CLUBS AND ORGANIZATIONS IN THE U.S.A.**

- CA, Berkeley :** Bay Area Boomerang Club - Michael Girvin, 2124 Kittredge St. #61, Berkeley CA 94704, Ph (510)658-2469
- CT, Madison :** The Wandering Nutmeg Boomerang Society - Paul D. Sprague, 782 Boston Post Rd., Madison CT 06443, Ph (203) 245-8211
- CT, Shelton :** Team Gel East - Mole Man, 21 Huntington Ave., Shelton CT 06484, Ph (203) 736-6204
- FL, Merritt Island :** Flite Stix Boom Slingers - Rich Surace, 855 E Crisafulli Rd., Merritt Island FL, Ph (407) 452-3963
- GA, Atlanta :** Atlanta Boomerang Society - Frank Golder, #2 Capirol Sq. (Rm. 370), Atlanta GA 30334
- GA, Swainsboro :** South Georgia Boomerang Club - John Derden, 237 Thigpen Dr., Swainsboro GA 30401, (912) 237-7207
- IL, Urbana :** ILLINI Boomerang Club - Tony Brazelton, 1205 West Main #2A, Urbana IL 61801, Ph (216) 332-4264
- IL, Waterloo :** Competition Update Newsletter: (Bob Leifeld) P.O. Box 242, Waterloo, IL 62298, (618) 282-6854: Monthly update of competition results and USBA ratings statistics. Available throughout competition season for \$10.
- MA, Holliston :** Bay State Boomerang Society - Bob Quinn, 18 Northway St., Holliston MA 01746, Ph (508) 429-6871
- MI, Ann Arbor :** Boomerang News: Newsletter of national and world events. Ted Bailey, PO Box 6076, Ann Arbor MI, Ph (313) 971-2970
- MI, Birmingham :** Boomerangs Etc. - Norm Kern, 1640 Haynes, Birmingham MI 48009, Ph (313) 645-9308
- MO, Florissant :** St Louis Boomerang Club - Tom Fitzgerald, 1159 Holly River Dr., Florissant MO 63031, Ph (314) 839-1684
- OH, Delaware :** Free Throwers Boomerang Association - Chet Snouffer, 51 Troy Rd., Delaware OH 43015, Ph (614) 363-8332
- OH, Delaware :** U.S. Head to Head Boomerang Tournament Organization - Gregg Snouffer, 340 Troy Rd., Delaware OH 43015, Ph (614) 363-4414
- OH, Euclid :** Cleveland Boomerang School - Dave Boehm, PO Box 17385, Euclid OH 44117, Ph (216) 442-6024
- TX, Houston :** Boomerang Association of Texas - Ken Glover, 6231 Rolling Water, Houston TX 77060, Ph (713) 893-3935
- UT, Sandy :** Wasatch Boomerang Club - Jim Miller, 1393 E Galaxie Dr., Sandy UT 84093, (801) 562-2569

**CLUBS!** Send news of your activities to the USBA for inclusion in MHR. If you'd like to start a club, write to Club Listings, c/o USBA PO Box 182, Delaware OH 43015 or fax (614) 363-4414 for a listing in this column.

## **USBA-Member Boomerang Manufactures**

- Aboriginal Steve's Boomerangs** (Steve Conaway) 121 Oakdale Ln., Fillmore CA 93015 ph (805) 524-2913: FREE info, 14 models for comp and fun, omegas, tri-bladers, hooks...
- Boomerangs By Ted Bailey:** P.O. Box 6076, Ann Arbor MI 48106-8923 Ph: (513) 779-8923: Competition B's, MTA's, miniature B's, books, newsletters, collector of Aboriginal artifacts, publisher of Boomerang News.
- The Boomerang Man:** (Rich Harrison) 1806 N 3rd St., Monroe, LA 71201 Ph (318) 325-8157: FREE Catalog, beginner to comp B's
- Broadbent Boomerangs:** (Gary Broadbent) 3204 38th St NW, Canton, OH 44718 Ph (216) 492-RANG (7264): FREE pricelist, beginner to comp booms, demos, lesson plans and supplies.
- Cleveland Boomerang School** (Dave Boehm) P.O. Box 17385, Euclid OH 44117 ph (216)442-6024: variety of Bs, workshops.
- Cryderman, John:** 136 Thames St., Chatham Ontario, CANADA N7L 2Y8 Ph (519) 354-3984: FREE Catalog, Strip laminates of beautiful hardwoods. Also, will purchase B's, Tribal Spears, Clubs, Shields, and related items.
- Gel Boomerangs** (Michael Girvin) 2124 Kittredge St., #61, Berkeley CA 94704 ph (510) 658-2469: FREE color catalog, full spectrum of comp Bs, some phenolics, T Shirts, etc...
- Gemz** (Tony Gembeck) P.O. Box 5241, Portland OR 97208 ph (503) 230-8955: variety of wood Bs and comp clothing.
- Greyford Company Boomerangs** (Thomas Risher) Box 4734, Whittier CA 90607: FREE NEW Catalog! Manufacturer and wholesale purchaser and distributor of wide variety of Bs. Prompt and professional!
- Leading Edge Boomerangs:** (Chet Snouffer), 51 Troy Rd., Delaware OH 43015 Ph or Fax (614) 363-8332: FREE Price list, Comp. and beginner B's. Fast Catch, doublers, ...
- Left Turn Boomerangs:** (Norm Kern) 1640 Haynes, Birmingham MI 48009 Ph (313) 645-9308: 8 models from Beginner to comp Bs.
- Fred Malmberg** 1545 E Market St., York PA 17403 ph(717) 848-4601: seasoned wood worker, rare hardwoods, lap joints,...
- Outback Boomerangs:** (Doug DuFresne) P.O. Box 25577, Portland OR 97225: Beginner to comp Bs, Fast catch, strip Laminates, Dealer inquiries welcome
- Rangsmith** (TW Smith) P.O. Box 11332, Eugene OR 97440 Ph (503) 942-4372: full spectrum, + distance, FC and MTAs
- Roundtrip Boomerangs:** (Gregg Snouffer / Rick Tilford) 340 Troy Rd., Delaware OH 43015 Ph or Fax (614) 363-4414: FREE price list, indoor/backyard booms and beginner to comp. booms, MTAs, T shirts.
- Ruhf Boomerangs** (Peter Ruhf) 6550 Meeting House Rd., New Hope PA 18938 ph (215) 862-3479: comp and beginner Bs, and **Lefties**
- Dan Russell:** Box 84895, San Diego CA 92138 Ph (619) 296-4243 (4-8PM): wood booms and cylume stix. Write for prices.
- San Francisco Boomerang School** (Bill Tumath) 127 Knollview Way, S.F. CA 94131 ph (415) 550-6746: FREE price listing, large selection of Herb Smith Bs
- Stone Mountain Boomerangs** (Dan Jones) 222 N Main, Statesboro GA 30458 ph (912) 489-3640: Multi-ply Birch and natural elbows
- Turning Point Boomerangs:** (Eric Darnell): Star Route, South Stratford VT 05070: FREE catalog, wide variety: beginner to comp.
- Windsports :** (Jim Mayfield) 409 North Colorado, Gunnison CO 81230 Ph (303) 641-3539: FREE catalog, all kinds of performance Bs
- Attention Manufacturers:** Any USBA member who manufactures or distributes boomerangs or related items can be listed... even if you're a new or small time manufacturer! For your FREE listing, send a description to: **Manufacturer's Listings, c/o USBA, PO Box 182, Delaware OH 43015** or Phone or Fax to (614) 363-4414.

# USBA INFORMATION PAGE

## Many Happy Returns

Circulation: 400 Worldwide.

Published by the:

**U. S. Boomerang Association**  
**P.O. Box 182**  
**Delaware, OH 43015**

### Mechanical Measurements:

Image area: 9.5" deep by 7.5" wide; 3 columns to a page; width of a single column: 2.25"

### Advertising Rates:

Full Page	\$100
2 Columns	\$ 75
1/2 Page	\$ 75
1 Column	\$60
Per Column inch	\$10

10% discount for 4 consecutive issues. All advertisements must be pre-paid in USD by check or M. O. to USBA. Camera-ready copy preferred. The editor reserves the right to refuse any advertisement or cancel a contract without reason. The deadline for all advertisements is March 1, June 1, September 1 and December 1 for the Spring, Summer, Fall and Winter issues respectively. All advertisements should be mailed to:

USBA  
 P.O. Box 182  
 Delaware, OH 43015

Did you miss an issue of MHR?

If you have questions regarding membership status or delivery status of MHR, contact Gregg Snouffer at the address or phone number below. No Answer? Leave a message.

All newsletter submittals should be directed to the editor: Gregg Snouffer by writing to:

**Gregg Snouffer**  
**340 Troy Rd**  
**Delaware, OH 43015**

fax or phone (614) 363-4414  
 Submittals may be made on 3.5" floppy in any Mac text. All submitted material becomes the property of the USBA

## USBA INFORMATION

The USBA is a non-profit organization whose goal is to promote the art, craft, sport and poetry of boomeranging through events, competitions, and information distributed through the quarterly newsletter, Many Happy Returns. Your input is welcome and you can contact the USBA by writing to:

**USBA**  
**P.O. Box 182**  
**Delaware, OH 43015**

Please write if you have comments on newsletter content, articles, photos or cartoons or designs for inclusion. Editorial content is also encouraged, but the editor reserves the right to edit and inclusion is not guaranteed.

## USBA BOARD OF DIRECTORS

### President

Chet Snouffer (614) 363-8332

### Vice-President

Mark Weary (602)759-3973

### Treasurer

Gerry Gix (503) 672-8117

### Secretary

Gregg Snouffer: (614)-363-4414

### Directors

Vera Broadbent (216) 492-7264  
 Bob Leifeld (618) 282-6854  
 Mike Dickson (216) 499-9849  
 Sean Marquardt (219) 486-0503  
 Betsy Miale-Gix (206) 485-1672

If you would like to host an event or tournament in 1995, contact:

**Chet Snouffer**  
**51 Troy Rd.**  
**Delaware, OH 43015**  
 phone: (614)-363-8332



## USBA MEMBERSHIP INFORMATION

All membership dues should be paid by check or money order in \$USD\$. Make checks payable to: USBA. Domestic and Canadian annual membership dues are \$10 per year. A domestic lifetime membership is \$150. Annual overseas dues are \$20. A lifetime overseas membership is \$250. Check your newsletter label for expiration issue. Mail all checks or money orders to the address below:

**U. S. Boomerang Association**  
**P.O. Box 182**  
**Delaware, OH 43015**

Membership status questions should be directed to **Gregg Snouffer** by calling (614)-363-4414 or by writing to the above USBA address.

## New Member Application

Instructions: USBA member should copy this page and fill in his/her name as sponsor. Carry extra copies of this sheet in your boomerang bag and hand them out to potential new members.

name

address

address

city/state/zip or country

phone number (optional)

USBA member sponsor's name

New members and renewals: Send the completed coupon (or copy) and \$10 check or M. O. to:

**USBA membership**  
**P. O. Box 182**  
**Delaware, OH 43015**



**PRINTED MATTER**

**UNITED STATES BOOMERANG ASSOCIATION  
P.O. Box 182  
Delaware, Ohio 43015  
U.S.A.**