

Many Happy Returns


Issue No. 63

An International Publication of the United States Boomerang Association

Summer 1995

Summer Sizzles!

Dave Barrett launches MTA in Canton



Outstanding Performances Greet The '95 Season
Full run-down on Georgia, Canton, UMass and Elyria

Also Inside:

USBA Mail In Ballot
Toss Across Review
3-D Boom Photos

Nationals Registration Info
Tons Of Letters... and a Whole Lot More!



USBA BUZZ

"Everything you need to know!"

USBA Candidates Speak

The annual election for USBA Board positions will be held at the annual business meeting coinciding with the U.S. Nationals in August in Minneapolis. If you plan to attend, you may vote at the meeting. Members wishing to vote by absentee ballot may do so by filling in the ballot provided on page 3. Mail In ballots are due by Aug 16 at USBA headquarters.

Here is what the candidates who are running have to say.

President

Chet Snouffer, Delaware, OH : As a founding member of USBA in 1981, I have been actively involved in the sport since the Smithsonian days in the '70's. I have been on the board since 1983, as Vice-president 1983-85 and 1988-1994 and served as President this last year.

My vision is three-fold: Education, local development and international development. We have started but must continue developing more and better educational tools for the public. Pamphlets, videos, and on-line dialogue are all instrumental in our providing services to members as well as the general public.

I want to see us develop the grass roots movement, getting more local clubs involved and developing more support for local clubs and throwers. Changing the content of MHR was a first step in that process which we implemented this past year. Continuing next year, I want to actively assist the development of local throwing interest as one means of growth.

Third, I want to see us continue to market the sport on a national and international level, gaining more respect for boomerang throwing as a legitimate sporting pursuit. Involving sponsors for US teams and individuals and continuing to develop our tournament circuits so that our US Teams can maintain their international place of prominence as world champions. Marketing and promotion of the sport are two-proposed. We must develop it from the ground up as well as from the top down.

Secretary

Gregg Snouffer, Delaware, Ohio: Having served as secretary for six years, I'm the one who has lost your membership records, erased all of your phone messages, and, in the last 4 issues, brought the MHR to its current state of disrepair. I don't understand why people keep re-electing me! (grin)

I feel like the key to our organization is having a good newsletter that folks enjoy reading, and that boomers **need** in order to find resources. I also enjoy working to increase our contacts by giving the USBA a presence on the internet. I've become a computer geek, an outcast and a heroine addict, all in the name of boomerangs! (grin, again)

If you re-elect me, I'll work to put the secretary/editor on salary, end world peace and seek logging rights in old growth forests.

Board Nominees (five chosen)

Mike Dickson, Canton, OH: Board member '94-'95 running for re-election. Actively involved in the interplay of ideas before the board. Prompt and responsive in addressing the issues. Priorities: Efficiently promoting the sport to a wider audience and remaining communicative and responsive to the present membership.

Betsy Miale-Gix, Brier, WA: Past USBA President and board member, Betsy founded and still organizes "Toss Across America." She also obtained and maintains the low-cost insurance policy for USBA events. She would like to see continued growth of both USBA appeal and membership by encouraging local local clubs, workshops, and events, expanding team and individual events, and continuing to expand "Toss Across."

"Chicago Bob" Leifeld, Red Bud, IL:

Even though my status as board member last year didn't help me score any women at tournaments (well, that and being married) I still would like to serve the general boomerang public for another year. My biggest responsibility last year was harassing Chet about little things that otherwise might slip by. And of course, lots of work researching the new ratings changes.

Some of my goals for the rest of this term and the next are elaborating on the new divisions and having them represented at as many tournaments as possible with minimal hassles for the tournament directors. I also would really would like to see the U.S. team selection process defined in detail and printed in the MHR for all the boomerangs to read and ponder. I gave it a shot this past winter, but failed to convince my board peers how important this is. I am also pondering a "No Comeback" rule, which would prohibit throwers from returning to competition after they have made a heartwarming public retirement announcement. (This way maybe I could win a tourney every few years!) All right, maybe I'll leave this last item off of my platform.

Anyway, its cool to be on the board when you accomplish a lot.. And this past year, we actually did get a lot accomplished. Oh yeah, vote for me and I'll push to reduce endurance to two minutes!

Sean Marquardt, Ft Wayne, IN: Last year when I ran for a term on the USBA Board, my goal was to try to make our sport more appealing and accessible to the average thrower, as well as those who compete on a regular basis. With the introduction of competition classes and a revised newsletter format, I feel that we have made strides in the right direction. I'd like to continue to see our sport grow and be one we can all be proud of.

Gary Broadbent, Canton, OH: Gary helped out this past year with details like mailing out tournament packets, soliciting contributions to the auction, and helping board member-wife Vera with her duties. Vera is unable to run for re-election this year, but Gary wants to step in. "We need to keep promoting the sport and to educate the public."

These are board nominees who turned in platforms for this newsletter. You may vote for someone who is not nominated by simply filling in their name on the line provided on the ballot on page 3. Open nominations will be accepted at the meeting.

What's In This Issue!

Page	Contents
2	USBA Buzz: Board Elections! Mail-in Ballot on Pg 3
3	Mail In Ballot: For those who wish to vote but can't attend annual meeting.
4	1995 U.S. Open and Nationals pre-registration info
6	Letters
8	Ask Chet: Chet has advice on wind, tuning fast catch,...
9	Boom Reviews: Tom Langlang looks at Chet Snouffer's "Aussie Secret"
10	Boom Plans: Chet Snouffer's "Aussie Secret" for accuracy, fast catch and endurance
12	Fascinating Facts: 3-D Boom photos, and the olympic update!
13	Calendar 1995
14	Competition and Club News: 15-year-old Adam Ruhf wins UMass! World record tied in Cleveland! Plus St Louis and Georgia wind-fests, and 1.07 MTA in Canton!
16	Toss Across America 1995 reviews from the fields.
17	Newsletter Exchange
18	Listings: Clubs and Manufacturers
19	Alamo Coupons: Rental car discounts for Nationals!

1995/96 USBA Board Mail In Ballot

Mail in this ballot, or a xerox copy, if you want to vote and cannot attend the Annual USBA Business Meeting on August 20, at the U.S. Open in Minneapolis. Signed ballots must be received prior to August 16 at the USBA; P.O. Box 182; Delaware, OH 43015, or faxed to (614) 363-4414 in order to be counted.

President:

Chet Snouffer _____ (check)

Write-In: _____

Vice President:

Mark Weary _____

Write-In _____

Treasurer:

Gerry Gix _____

Write In: _____

Secretary:

Gregg Snouffer _____

Write-In: _____

Board Members: (vote for no more than 5)

Mike Dickson _____

Bob Leifeld _____

Betsy Miale-Gix _____

Sean Marquardt _____

Gary Broadbent _____

Write-In #1: _____

Write-In #2: _____

Write-In #3: _____

Legible Current USBA Member signature required below to validate ballot:

X _____
USBA Member signature

USBA INFORMATION

The USBA is a non-profit organization whose goal is to promote the art, craft, sport and poetry of boomerang through events, competitions, and information distributed through the quarterly newsletter, Many Happy Returns. Your input is welcome and you can contact the USBA by writing to:

**U.S. Boomerang Association
P.O. Box 182
Delaware, OH 43015**

Fax: (614) 363-4414

**E-mail:
75574.2346@compuserve.com**

Comments on newsletter content, and submissions for inclusion, including articles, photos, cartoons and designs are accepted. Editorial content is also encouraged, but the editor reserves the right to edit and inclusion is not guaranteed.

Missing Issues of MHR should be directed to Gregg Snouffer at the above address.

USBA BOARD OF DIRECTORS

President
Chet Snouffer (614) 363-8332

Vice-President
Mark Weary (602)759-3973

Treasurer
Gerry Gix (503) 672-8117

Secretary
Gregg Snouffer: (614)-363-4414

Directors
Bob Leifeld (618) 282-6854
Mike Dickson (216) 499-9848
Sean Marquardt (219) 486-0503
Betsy Miale-Gix (206) 485-1672

USBA MEMBERSHIP INFORMATION

All membership dues should be paid by check or money order in \$USD\$. Make checks payable to: USBA.

Domestic and Canadian annual membership dues are \$15 per year. A domestic lifetime membership is \$225. Annual overseas dues are \$20. A lifetime overseas membership is \$250.

Check your newsletter label for expiration issue. Membership status questions should be directed to **Gregg Snouffer**

Many Happy Returns

Circulation: 400 Worldwide.

Published by the:

**U. S. Boomerang Association
P.O. Box 182
Delaware, OH 43015**

Mechanical Measurements:

Image area: 9.5" deep by 7.5" wide; 3 columns to a page;
width of a single column: 2.25"

Advertising Rates:

Full Page	\$100
2 Columns	\$ 75
1/2 Page	\$ 60
1 Column	\$ 50
Per Column inch	\$ 5

10% discount for 4 consecutive issues. All advertisements must be pre-paid in USD by check or M. O. to USBA. Camera-ready copy preferred. The editor reserves the right to refuse any advertisement or cancel a contract without reason. The deadline for all advertisements is March 1, June 1, September 1 and December 1 for the Spring, Summer, Fall and Winter issues respectively. All advertisements should be mailed to USBA.

New Member Application

Copy this page and carry extra copies of this sheet in your boomerang bag to hand out to potential new members.

name

address

address

city/state/zip or country

phone number (optional)

USBA member sponsor's name

New members and renewals: Send the completed coupon (or copy) and \$15* check or M. O. (\$20* outside North America) to:

**USBA Membership
P. O. Box 182
Delaware, OH 43015**

*Note: First payment should be pro-rated to:
Spring - \$15/\$20; Summer - \$12/\$15;
Fall - \$8/\$10; Winter - \$4/\$5

Accommodations

Motel 6 (Airport)
phone: 612-861-4491

Rates: \$ 38.95 / 2 people
\$ 50.95 / 4 people
(only one mile west from polo fields!)

Super 8

Phone 1-800-800-8000
call by Aug. 5!

Rates: \$ 62.98 / 2 people
\$ 72.98 / 4 people
(2 miles (5minutes) west of fields)

Budgetel

(612) 881-7311
call by Aug. 5!

Special Rates: \$ 59.95 up to 4

More hotels and motels and camping are available. Call Stuart for details (612) 228-1393

Transportation:
Alamo Rent A Car
1-800-732-3232

See coupons on pg 19
Request Plan "BY" 209311
U. S. Boomerang Association

Annual USBA Auction

Boomerangs Needed!

Donate a boomerang or two to this annual fund raiser for the USBA. Proceeds go toward promoting the sport, and its a great way to get national exposure for your new designs and concepts, as this is the largest gathering of boomerang enthusiasts in the country looking to buy sticks.

Booms that have been featured over the years include Gerhard's strip lam's, Darnell, Flynn, Malmburg and Croll natural elbows, art booms from Alan Scott Craig and Gel, competition booms from Koehler, Frost, Snouffer, Gel, Harding, Ruhf, and DuFresne, aboriginal throw sticks....

USBA Open / Nationals

A Boom Blast! Aug 19-21 in Minneapolis/St Paul

The Twin Cities of Minneapolis and St Paul, along with the Parks and Rec Board, Chamber of Commerce, Air Traffic Kites and Games, and Stuart Jones and Karen want to invite all boomerang throwers to come to the 1995 U.S. Open and National Boomerang Championships at the Historic Ft Snelling Polo Fields.

Tourney Info

Registration fees

- * \$35 prior to Aug 5
- * \$45 after Aug 5 or on field
- * \$15 for Nationals qualifiers, payable Aug 21
- * A commemorative T-shirt will be available on the field for \$12 (Order ahead to ensure proper size)
- * A Lunch barbeque will be available on the field (\$) throughout the tournament, catered by Lee Dee's.

Schedule Of Events

Saturday, August 19

- 9:00 am: registration
- 9:30 am: 4-USBA events (in order: Fast Catch, Trick Catch, Doubling, Accuracy) + 2 team events
- 7:00 pm: Design and Art Competition, USBA Meeting and Auction.

Sunday, August 20

- 9:30 am: 3- USBA events (in order: Endurance, Aussie Round, MTA)
- 4:00 pm: Novice and Open Awards on field, followed by amateur toss.

Monday, August 21

- 9:00 am: Nationals: 7 events in same order as Open, followed by awards on field.

*Competition Levels

Novice: Kids or adults with little or no experience. Results not rated.

Open: Kids or adults with some experience. Results rated, but separated for tourney.

Sport: Competition class.

About The Area

The historic Ft Snelling Polo Fields are host to this year's tournament. The site is located on 40 acres of well-kept turf overlooking the Mississippi River valley, which separates Minneapolis from St Paul.

The fields and accommodations are located just across the airport from each other. Just a few minutes drive separates booms, beds and a slew of other activities.

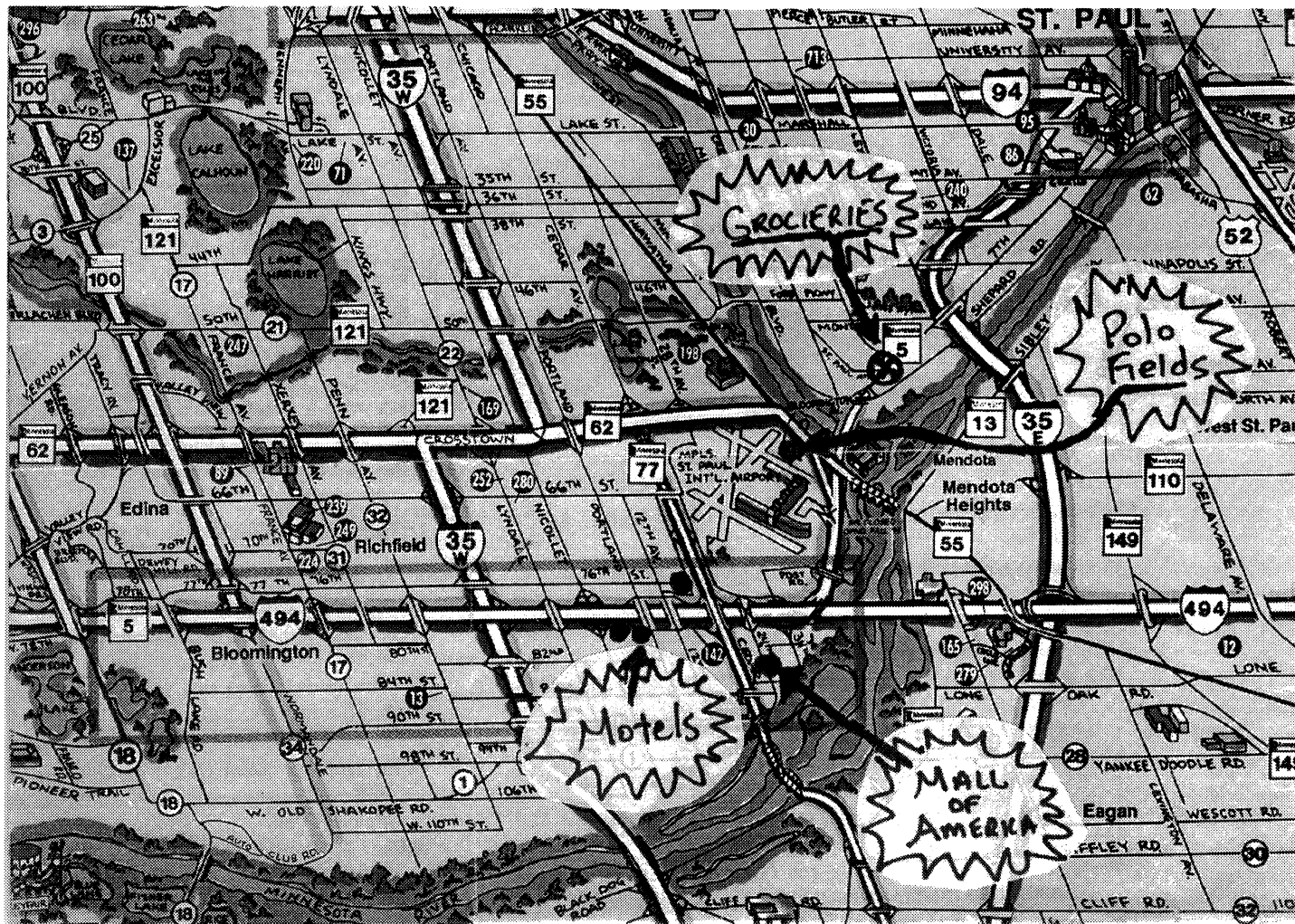
The famous Mall Of America is just 5 minutes' drive from the polo fields, with Camp Snoopy in the middle for the kids to enjoy. The area also has bike trails and casinos. If you'll be around after the tournament, the Minnesota State Fair begins one week after the tournament. With 10,000 lakes, Minnesota is also a camper's and fisherman's paradise.

No matter who or where you are, if you throw booms, this is your party! Come to the Twin Cities and boom in the heartland! Write or call Stuart Jones to answer any questions at (612) 228-1393.

National Design Contest

Anyone may enter as many boomerangs as they wish to the Design Contest. There is no entry fee. There will be four categories: **Craftsmanship, Design, Art and Decoration** - featuring outstanding and/or unique wood working, craftsmanship, artwork, decoration, technology, etc.

This is a great way to get your work seen by an appreciative national audience. All crafters are encouraged to enter. If you cannot attend, send your entry to Stuart. It will be returned, unless you specify to donate your entry to the USBA auction.



Getting There: The Historic Ft Snelling Polo grounds are JUST EAST of the Minneapolis/St Paul airport. From Highway 55 or 5, follow signs to "Historic Fort Snelling." (DO NOT GO TO Ft Snelling State Park!!) Then follow the signs to the boom field!
Clip or xerox the form below

USBA Open Pre-Registration Form

Name: _____

Address: _____

Phone: _____ *Comp. Level: Novice Open Sport

T-shirt reservation:
Shirt Size (circle) Adult: small Med Large X-L

Quantity: _____

I plan to enter boomerang(s) in the: Design contest (no entry fee)
no entry fee. Enter as many as you wish.
USBA Auction

If you would like to enter a boomerang in the design contest or auction, but cannot attend, mail to Stuart.
To enter, clip or xerox form and mail to Stuart Jones; 195 East 5th, Apt #605; St Paul, MN 55101

Registration Amount

\$35 before 8/5
\$45 after 8/5..... \$

T-Shirts
_____ at \$12 @.. \$

Total: \$ _____
(make check payable to Stuart Jones)

LETTERS

"The true essence of communication!"

On Assignment

Dear USBA,

My name is Alex Bodle. I'm 11 years old and in the sixth grade. I go to Flowing Wells Junior High. The reason I wrote this paper is because it is a language arts assignment and to request a boomerang and the directions how to use it. I would really appreciate that. Thank you for your time. Sincerely,

Alex Bodle
Tucson, AZ

Dear Alex,

Hey, didn't your friend just write in last issue? This is what we get for sending a boomerang to every Tom, Dick and Harry who asks for one! Oh, by the way, enjoy the boom. -Ed

Down and Out in Berkeley

Dear editor,

Well its finally here. My back is in bad shape. I have to have back surgery. Its scheduled for May 30! Recovery will take 6 weeks to 6 months. I'm not sure when I'll be able to compete again. I hope soon! Stay rad and keep MHR rad and I hope to see you on the field soon.

Gel
Berkeley, CA

Dear Gelly,

Don't be too bummed. It could be worse. You could be like Rev Jim! At least you have an excuse for not being able to throw! (Love you Jimmy!) -Ed

Another "Boom Idiot"

Dear USBA,

I have become a fanatical 'rang thrower in just under a year. I would like to be a member. Enclosed you will find a check for \$15. Please send me information regarding competing in the nationals in August here in the Twin Cities. Thanks,

Tim Suby
New Brighton, MN

Dear Tim,

It looks as if you're in luck. Sign up info and everything you need to know about Nationals is in this issue! p.s. Who have you been hanging around? It had to be either Gary or Stuart! -Ed

3-Blade Design in "Workbench" Magazine

Sign me up for another season. Watch for the next issue of **WORKBENCH** for the layout of Mark (Fellow Brother of the Dihedral) Lane's 3-bladed rang design. They stalled him on the rang article but he built a dandy yard shed in the May issue. Mark said he'd like to design a 5 or 7 blade rang but the suits were too tight-a__ed to consider it.

Joe Arthur
Lee's Summit, MO
email: Joe.Arthur@Twisternet.com

Dear Joe,

Thanks for the note and the cool paper airplane design on the back of the note. I've got to get back to work. -Ed

More MHR Feedback

Hi Gregg, house hit going? I've not read everything in my current MHR yet, but I asked Doug who edited this edition and he said he thought you did. (Like I said, I've not looked at everything yet. :-)) I'd like to say, GREAT JOB! This is the best MHR I've seen yet. Lots of letters, lots of articles, lots of plans. Keep up the good work!

Byron Seward
Portland, OR

You like me! You really like me!... sniff -ed

Posts From The Internet

Bank of Boston boom commercial!!

Last night I twice saw a commercial for Bank of Boston which featured our beloved sport. It compared "returns" on investments to throwing out a boomerang and finding it mutated to several times its original size upon its return. Clever, eh? The person threw the boom properly, but the commercial then immediately cut to the boom flying into the ether perfectly flat, a-la-frisbee. Still, though the execution may have been a tad misguided, the exposure was good... By the way, is this the result of the "Throw Booms for Bucks" article that was posted here a few weeks ago?

Terry

Yes, the same. Moleman ended up doing the tosses.

Help with my Tri-Fly

I've got a Tri-Fly (from GCI) that sometimes goes about one third the way around and then climbs vertically and comes straight down. This is not fun What's the problem?

Dan Sharpes

Dan,

It sounds like too much layover. When throwing the boom consider 3 things -(this is what I have been taught)

1) direction to the wind - Determine the direction of the wind as it is coming toward you. Generally, start out with a throw that is approximately 45 degrees to the right of the incoming wind so that the boom fights the wind 1/2 way and then is supported by the wind on the way back. Adjust right or left as you see the booms landing (throw more right if it lands to your left etc...)

2) A boom which is thrown at 12 o'clock (perfectly vertical - not in the upward direction - but 12 o'clock and straight forward) will need a strong wind to make a circle. Generally my booms like between 12 and 1 o'clock when there is a good wind (10-15mph). BUT - and this sounds like your situation - a boom that is let go with a 3 o'clock orientation will fly straight up and dive down. Somewhere in between is ideal. Experiment. (this is referred to as layover)

3) You can let the boom go low, medium, or high. This is not to say pitching the boom down, even, or upward but rather it is more like chest high, ear level, or slightly above the head. Again, experiment with this in different conditions and watch for differences with your boom.

Hope that helps

Judeman@aol.com

ed note: It could also be that your wings are bent up.(positive dihedral). While a little dihedral is acceptable, even good, too much of a good thing can cause that boom to sky!

Tournament Questions

Hi Gregg,

I'm a member of USBA and am considering attending my first tournament. Possibly Amherst, if not definitely Emmaus where I live. I have a question on Trick Catch format. There are 12 throws and catches..

- 1) is it one drop and you are out or do you throw 12 times?
 - 2) Do I have to do the catches in a particular order or do I have to announce it ahead of time? (<grin> my throws aren't that reliable)
 - 3) Can I repeat catches? (I can't do them all!)
 - 4) Also, do these same rules apply to doubling????
- thanks,

Steven Bolen
sb@aluxs.att.com

Steve,

In both trick catch and doubling, if you are throwing open class, the throws are done in order from first to twelfth catch. You must do the catch you're supposed to be on or it doesn't count. But, if you drop, you continue; you're not out. Its rare for someone to catch all of them. Amhurst is a great tournament. Go enjoy it! -ed

Dog+Boomerang=Kindling

I was out tossing last night and decided to tune one of my Norm Kern hooks that never has flown just right. After a couple of experimental tosses and tunings, I gave it a good toss to give it a final check out. Whoops, it went wider than I thought it would and ended up in the neighbors yard, home of Fritz (the <<ugh>> schnauzer) and Turbo, the Bassett Hound. Turbo ignored it for a few moments, but Fritz went ballistic and wouldn't let me recover.

After a long 15 minutes with the sound of Turbo grinding wood, the neighbors returned home and the son tossed my...uh... 'rang over the fence. Hmmm...

Anybody in the market for a Kern Hook with...uh...interesting adornment?

Jonathan Reynolds
Via the Internet

Barnacle Bruce

I have made a number of pinwheel boomerangs from the Dover reprint book over the years with good results, however I haven't really done much with any other boomerang types because the only place around here to throw is the beach in front of my house, which is a giant collection of barnacles and dead clamshells. Are there any fiberglass or plastic models out there that would be able to take the abuse of a beach landing without being badly scarred?

Also, what do the rest of you use to do the rough carving of the boomerang's wings? I used to use a Shurform hand rasp, but have been advised that a spokeshave would work better. Any comments? Thank you!

Bruce E. Durocher II
bedii@wln.com

Reply From Tim

Hi Bruce,

Whenever I go to the windy Oregon Coast I like to take various versions of the Darnell plastic Tri-bladders. However, I invariably look like a fool because even my slotted and weighted booms can't handle the wind. However, they seem to stand up to the abuse real well.

In terms of making booms I use a tool called a Saw Rasp. The simplest way to describe it is to picture a series of criss-crossed hacksaw blades in the overall shape of a rasp. It has a coarse and fine side and will create a nice airfoil in a couple of strokes. In terms of a spokeshave it would only work better if you were making booms of a solid hardwoods as opposed to 10-12 ply plywood. If you used it with plywood the top and bottom plies will be badly torn out. Hopes this helps!

Tim Schallberger
Software Engineer and Boomerang Target,
Intel Personal Conferencing Division,
Views expressed are my own...

Wind Blues

Dear Gregg,

I really enjoyed your article " St. Louis Tournament A Real Blowout" (see page of this issue MHR) Since I have done well the past 2 years in Accuracy (2nd and 1st) many of my friends didn't understand how I did so poorly this year. I tried to explain that my equipment, which performed well in 10 mph + in '93 & '94, was not suited for 20mph+. Your article explained it very well.

Much of my equipment, including my Accuracy boom is Chet's fixed up as I used it in the last 2 years. It did not work in those gail winds as I was fortunate to beat Mark Weary in the Accuracy event with 5 points. I was especially disappointed in MTA as I had practiced the prior week with Ted Bailey and my MTA's worked extremely well. However due to the winds most of my throws dropped well beyond the 100 meters (ave 160) and only superman could keep up. He didn't teach me how to throw short in those winds.

HELP! I've been in Ft. Wayne and St. Louis in extreme winds and need help with booms that can handle them and give me a fair chance to get some points. The only boom that worked fairly well was Chicago Bob's weighted Arcadia. Please let me know who I should go to to get some "High Wind" Booms that I can throw for the primary short events including accuracy, fast catch, endurance, trick catch and doubling. Thank You,

Andy Bourey
St Louis, MO

More Wind Blues

Who knows of the absolute best boom for throwing in high winds? I am a beginner and would appreciate any info you have.

Is there a way to adapt those booms I have to handle high winds?

S. Dean Curtis
email: sdcurtis@umd5.umd.edu
Sudbrook Magnet Middle School

Some Windy Advice

Try the Condor Comp. by Colorado Boomerangs for windy conditions. It has scalloped undercuts in the bottom of the wings, and lead weights in the tips. Most references to throwing technique for this 'rang suggest a very hard throw, but a medium powered throw with lots of spin/snap gives the best flight. A fairly heavy 'rang; use glove on your catching hand in wind--it can come in fast and hard.

I hear the Gel Wind Dancer (Gel Boomerangs in Oakland, CA) works well in wind; I plan to order one soon, as it's been way too windy here for way too long this spring. This one has holes drilled in the wings to increase drag, thereby increasing stability.

The Eagle by Colo. Booms also is highly recommended. (No commercial endorsement here, just personal experience and the grapevine).

Steve Sanders
Albuquerque, NM

Further Wind Advice... From The Guy Who Asked The Question!

Dear Gregg,

At the end of the SL Tournament I bought a Phenolic 'Minniba' from Chicago Bob for Aussie round and tried it out today. It worked great on a very windy day as I did a demonstration for a Wine Group. It was great to have a Boom that I could handle in the wind. I'd like to have short range booms that also work in the wind.

Andy Bourey

Andy, are you sure it wasn't the wine that made it seem like Bob's boom was working great? Addresses for these boomcrafters can be found in the back of this issue. Also, this issue's "Ask Chet" column has the answer to modifying your low wind booms for higher winds. Check it out. -ed

Boomerangs in summer camp?

Hi, there!

I have not much of a clue about boomerangs, I have one, but lacking a proper place to throw it, didn't use it lately. Now I have found a place and -swoosh - here comes my idea: I'll be at a summer camp as a counselor this summer. Wide open spaces to throw boomerangs. Has anyone ever tried to make boomerangs with kids? If so, was it a success? What models are 'fool-proof' to be built? If you have answers on any of these questions, I'd appreciate a mail.

Torsten Otto
Hamburg, Germany

You don't have far to look. The last issue of MHR (#62) featured a whole section on promoting the sport, with easy explanations for why they return. Also, the USBA has several plans for boomerangs that you can use with kids. -ed

Herb Smith Best Technological Innovation Award?

To all fellow throwers: if you are like myself, you were deeply saddened at the passing of Herb Smith of Sussex, England this past January. Those of us fortunate enough to have owned and thrown his incredible boomerangs know full well the significance of his loss. He was a most unique individual as he was a direct influence on so many of the boomerang shapes we take for granted and so many of the great throwers/makers in America today. It is because of his great innovations and contributions to the sport of boomerangs that I propose that the Advance in Technology Award offered by the USBA be named in honor of this man who contributed so very much to our sport.

Best wishes,
Greg Corum (sbt@aol.com)

Proper Weight-Gain Techniques

Dear Chet or Gary,

In the last year I have taken up Muay Thai and boxing which have incredibly increased my arm strength. Problem is, most of my booms are not weighted and don't want to adjust to my new strength level. I was wondering if you could explain the fundamentals of adding weights to my rangs. I have a vague understanding of adding coins, but I don't know where to put them. Thank you,

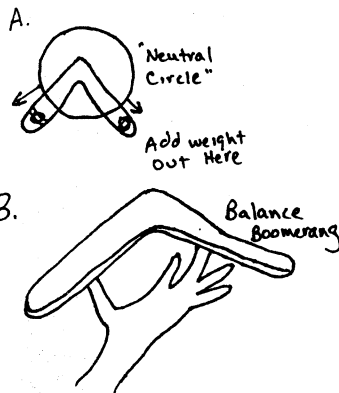
Andy Strum
Los Angeles, CA

Dear Andy,

Congratulations on your new conditioning programs. Like any athletic endeavor, your boomerang throwing should benefit from increased strength and flexibility. Part of athletic success is knowing when to go hard and when to hold back. Boomerang throwing, with the exception of distance throwing and some MTA work, is a sport of finesse. Just because you have power doesn't mean you necessarily want to use it, at least not all the time. Some 'rangs simply prefer less power and so to be successful, you need to use control, not strength.

However, in wind, and with some 'rangs you definitely want to be able to throw hard and have the 'rang do the work through drag, weights, and airfoils. Adding weights will increase the range, require more power in the throw, and add drag to a 'rang (if they're taped on). I prefer taping because in addition to the added range you need for wind, you also want drag or they'll just go way out and then blow way past!

Here are the basic principles I employ. The first key is to grasp the concept of the "neutral circle." (Fig A) Balance any 2-bladed 'rang on your fingertips. (Fig B) The two points of balance define where the neutral circle runs on that 'rang. Adding weights on or inside this circle does not affect range. Adding weights outside (towards the tips) does. The farther outside the neutral circle, the greater the ef-



fect. It is possible to add too much weight and/or add it too far out. If the 'rang starts plummeting instead of flying, decrease weight

or move it up towards the elbow (or both). I use pennies (3 grams) or nickels (5 grams) and secure them with 1" wide strips of duct tape. Seldom do you need anything larger (as you know, 25¢ just doesn't go as far as it used to). Weighting the lift arm, 1.5" in from the wingtip, on the bottom, will give a 'rang farther distance and a lower flight path. Balancing that weight with another on the trailing arm will add a *little* further distance (but not twice) and perhaps give a more pleasing flight path. Weighting only the trailing arm will increase the range while creating a noticeably more elliptical flight path that often swoops up at the apex, gliding back in. If it S's out on return, weight the lift arm.

Fast Catch Fly-Bys

Dear Chet,

How can I tune a Fastcatch to fly nearly parallel to the ground. I've built two equal models, but one raises as normal boomerangs do in the middle of the flight. I've tried to give weight to the wings but I didn't get it down. I would like to obtain a nearly perfect circle, parallel to the ground. Bye,

Tweety
From the internet

Dear Tweety,

This has to do with tuning. Fast catches need to be flat or slightly tuned down. Start with one wing at a time. Throw the 'rang vertically in nearly ideal conditions. If it rises on the turn and sails over your head, bend one wing down gently and try again. Bend a second wing, and even the third as necessary, testing several throws between bending. You should notice a definite drop in the 'rang as you make these minor adjustments. A second tuning principle is to add drag flaps. A small flap, 1/16" high and just 1/2" wide attached at the tip of one wing has a dramatic effect on range and flight path. I learned this from Doug DuFresne of Outback boomerangs. Try it. Another flap is the classic "drag flap" centered midwing on the top. This should definitely bring it down. The tradeoff is decreased speed through increased resistance. If you are tuning a fast rang for low wind, use the bending method. If you're tuning a wind 'rang or do not care about pure speed, then add flaps in addition to bending.

How To Handle Wind

Who knows of the absolute best boom for throwing in high winds? I am a beginner and would appreciate any info you have.

Is there a way to adapt those booms I have to handle high winds?

S. Dean Curtis
email: sdcurtis@umd5.umd.edu
Sudbrook Magnet Middle School


Dear Mr. Curtis,

ASK CHET

The Q and A column for
desperate folks

There is no definitive "best 'rang" for wind, because it depends on how much wind, what event you're trying, and what your throwing style is like. What I do know is this. When I perform exhibitions in wind and my only concern is throwing a 'rang that will come back, I use a tri-blade with lots of holes, weights, flaps, and negative dihedral in the wings! In calm, this 'rang doesn't come close, but in wind it's a winner. You can modify your existing 'rangs as follows. Pick a V shaped two blader or a slow, kind of clunky three blader to begin with. Drill 1 or 2 3/16" diameter holes in the outer third of the wing as depicted. Tape a drag flap to the top of one wing. Use the humpback throw in wind and see what happens. The humpback throw is a higher, more vertical toss. You may need to back off the power a little as well. The idea is to get the 'rang to start high and be dropping on the turn, where the wind hits it full force, instead of rising on the turn like normal. If the 'rang still skates away, blowing over your head, add another flap to the top of a second

If you have questions for "Ask Chet" send them to this magazine.



10th Anniversary of Gel Boomerangs

Seven different throwers have set
Eleven World Records
with Gel Boomerangs.
New designs.
Beginner to Expert boomerangs.
Beginner, Intermediate and
Competititon sets.
Beautiful Finishes...
Superior Performance

Send for Free Full Color Catalog

GEL BOOMERANGS
2124 KITREDGE STREET #61
BERKELEY, CALIFORNIA
94704 USA
(510) 658-2469

wing. If the 'rang starts crashing 1/2 way back, move one of the flaps to the *bottom* of the wing. If the 'rang is still skating past, add a weight as mentioned above in Andy's letter.

I have my booms divided into thresholds of wind. For instance, I have 5 wind fast catches. One is tuned for 5-7 mph, another for 7-10, another for 10-12, one for 15 and another with a brick attached for over 20. It's helpful to tune your booms in the field for the conditions and then mark them and leave them alone, pulling them out when the conditions are right for that 'rang.

How To Handle No Wind?

Dear Gregg,

Thanx again for them rangs, I read the instructions and tried a few throws yesterday. They did not return to my hand. I think it was the wind. Yesterday it was an absolute still day ('zero' wind). The rangs turned and landed about 10 metres to the left of me (I am right handed). Is it possible to get a perfect return in absolute zero wind conditions? Looking forward to your advice!!

Chris Chetty
South Africa

Dear Chris,

When throwing in no wind, it usually takes a different throw to get a perfect return. With some booms (especially distance booms or heavily dragged booms that work well in the wind) you may never get them to come all of the way back when its calm. But if you can, the way to do it may be to try laying it out a bit more or throwing a little bit lower. The idea is to get the boom to climb up about 1/2 way around and then, just like a roller coaster, drop down on the way back toward you and run all of the way back. Its a more elliptical flight than usual. If you tried the same toss in wind, it would just sail over your head when the wind hit it as it was climbing.

Gregg Snouffer

MTA Catching Techniques

Okay, I'm getting ready for my first tournament in Amherst. Does anyone have any suggestions on catching the MTA's without getting wacked by the long arm or catching a lot of air in the middle. I'm flying a Gel Icarus MTA boom and getting times of 17-25 seconds but having to due rather "survival" catches which aren't good on the boom and can disrupt its tuning. Thanks for any hints.

Steven Bolen

Dear Steve,

MTA boomerangs are the most difficult to read and to catch of all the types of sticks around. So, your troubles are exactly the same as many others have.

Here are the 3 most important tips I can give you:

1) get out in front of the boomerang (downwind of it) as soon as you can and look back at it to adjust where you're heading.

2) stay in front of the boomerang while it is drifting downwind towards you

3) while catching the boomerang, make sure it is directly in front of you with your shoulders square to the stick.

One way to tell if you are in the right place, is this - if you were to not try and catch it at all, it would just bounce off your stomach.

Use your basic sandwich catch, with one hand below and one above the spinning boom. Try to catch the middle of the spinning boom, being ready to try a regrab on the bounce if you miss it.

You'll get better at reading the flight with practice and then you can go for catching lower (milking it), for maximum times.

You have already conquered one of the most difficult tasks of MTA, and that is simply to get it into the air properly. Now the rest will come with time...

Tom Langland

Boomerang Reviews

by Tom Langland

OK, someone puts a gun to your head and says throw and catch one of your boomerangs or they will blow your head off. Which one do you pick? Or even worse, a friend, neighbor or co-worker finds out that you throw boomerangs and wants you to show off your stuff. Of course your tri-bladers don't count since most of your uneducated public views these as just toys and laughs when you pull them out. Now what are you going to do?

My choice is Chet Snouffer's Accuracy boom called the "Aussie Secret." The shape is a "V" with the wing flaring out just over 6" from the elbow. Its made out of 6mm 12-ply and has deep cuts under each wing extending from 2" down from the elbow out to the tip of each wing. It can be thrown from either wing.

This boomerang generates a great deal of lift, thus the need for the severe under-cutting of both wings to add drag. But, you don't need a big arm, or a heavy throw to get the boom to return. Start with just a gentle toss, vertical, with lots of spin. After watching a few of my flights with this stick, Mark Weary described the flight as a "crawler". It looks

like the wings are grabbing the air as it goes around, and "pulling" the boom through the turn. Because of the drag from the undercuts, it really needs a lot of spin in order to complete a full turn. Because of its slow speed, you get a lot of time to read and react to its flight.

Don't throw too high on release, unless you really crank it over vertical, so it comes down and around to you (hump back throw). It has enough lift by itself to get around with a regular throw. Also, when it hovers in on return, it keeps some forward motion. So, if you are catching it for your backyard demonstration, rather than letting it land for accuracy points, wait back and let it float in to you. You'll have time to move up if it drops, and its easier than backing up, once its past you.

And, speaking of catching, believe it or not, you can use this boomerang for fast catch and endurance. While it may not be the speediest, it is accurate (i.e. you won't be running around a lot trying to catch it), and it is consistent (i.e. you will be making every catch). With the proper throw, you can give this boomerang a flight just like that of a standard tri-blade fast catch boomerang. You can even throw this boom by the elbow. You just crank it out, with a big, quick toss, and it will spin out of your hand very naturally.

My first few flights with this boomerang in wind were not too successful. I would throw more to the right of the wind, to avoid it blowing out, but it still got blown away. I kept trying, though and found it likes to be thrown way to the right of the wind, almost to where the wind is blowing at your back!

You can also flap it for wind. I found it best to start with a flap on each wing just about 3/4 to 1 inch measured down the inside

of the wing from the elbow.

For extreme winds, I have one set up with 1/4 inch holes drilled through the wings 2-1/2 inches from each tip, and I added another small flap to the dingle arm, just before the wing begins to flare out. I also have a penny taped to the top of the lift arm, centered just about 3/4 of an inch from the tip. Since with wind, booms will fly past you on return, and this stick likes to do that anyway, the additional weight on the lift arm will make the boom go out further and thus won't be as likely to fly over your head on the way back.

This is an excellent choice for any level of thrower. Beginners will love the consistency, while experts will love the accuracy. Plus, you'll have a boomerang made and autographed by the current U.S. and World champion. So talk to Chet, and start aiming for those perfect 10's.

Leading Edge Boomerangs
Chet Snouffer
51 Troy Road
Delaware, OH 43015
(614) 363-8332

Next issue I will review the Condor Comp. from Jim Mayfield, so if you would like me to include your comments on this boomerang, let me hear from you:

Tom Langland
103A Compton Circle
San Ramon, CA 94583

Plans for building this boom are on pg 10!

The USBA Store

For a complete list of what is currently available in stock, send a SASE (USA) or \$1 (overseas) to:

**The USBA Store
C/O Dean A. Kelly
3350 Neef Ave. SE
Salem, Or. 97302**

Questions? Call: (503)-581-8050

All prices are in \$USA\$ and include Shipping and Handling to the USA or Canada. Overseas orders must include \$2 extra for surface or \$4 extra for Airmail per item. Back issue newsletters are \$1 additional for surface mail and \$2 extra for Airmail.

USBA Store Stock Availability - Prices Each Item:


- \$2.00 Official USBA competition Rulebook
- \$1.50 USBA Mylar Decals
- \$6.00 "Boomerang": a book by Ben Ruhe
- \$8.00 "The Big Book About Boomerangs": a book by H. L. Mayhew*
- \$4.00 "The Boomerang": an early pamphlet by B. Ruhe/L. Hawes
- \$2.00 'Low-Reynold-Number Airfoils article
Scientific paper on airfoils
- \$1.00 List of Boomerang Related Patents
- \$2.00 Newspaper Articles from 1984
- \$15.00 USBA T-shirts available in sixes: M, L (no more XL!) color: gray
- SALE! \$ 9.50 USBA '93 Open T-shirts all sizes available: color: gray**
- \$2.50 Back Issues of MHR:
 - 1985... #21, 23 (Winter, Summer) 1992...#52 (Fall)
 - 1986...#26, 27, 28 (Sp, Sm, Fall) 1993...#53 (Winter)
 - 1987...#29, 31, 32 (W, Sm, Fall) 1994...#57, 58, 59, 60 (W, Sp, Sm, F)
 - 1988...#33(Winter) 1995...# 61, 62

* First edition and signed by the author.


BOOMERANG THROWERS' E-MAIL ADDRESSES

- Ralph Bonheim.....72020.1046@compuserve.com
- Andy Bourey.....73204.2172@Compuserve.com
- Boomerang Man.....BMANRICH@AOL.COM
- Ken Farr.....76514.1342@compuserve.com
- Masaaki Fujimoto...yok1mx@yok10.med.navy.mil
- John Gibney.....gibney@werple.mira.net.au
- Joe Arthur.....Joe.Arthur@twisternet.com
- Eric Promislow.....emp@xgml.com
- Mike Roedelbronn...72722.3053@compuserve.com
- Tom Langland.....tlangland@ltnl.gov
- Tim Schallberger: Tim_Schallberger@ccm.jf.intel.com
- David Silver.....72133.3725@compuserve.com
- Michael Siems.....100350.1111@compuserve.com
- Jim Sprague.....sprague@engin.umich.edu or
71601.2752@compuserve.com
- Paul D. Sprague.....72470.1567@compuserve.com
- USBA: Gregg Snouffer...75574.2346@compuserve.com**
- Andrew Watson.....andyw@insignia.co.uk

Also, please visit alt.boomerang while cybersurfing on the internet. For details, see page 8



French Comic Strip: Box 1: "Go on, get rid of that boomerang." Box 2: "Finally!" submitted by Michel Dufayard



FASCINATING FACTS

"Because life isn't all competition!"


Boomerang Lore: Cain and Abel go out for a little hunt near the Garden. Spotting a large Joey too far away to reach out and whack, Cain gets an idea and throws his club to increase it's lethal range. His slightly bent, smooth-worn stick amazingly seems to defy gravity, spinning much further than he intends, and strikes Abel in the back of the head. In his delight with his newfound ballistic weapon, Cain doesn't realize his brother is mortally wounded and sprints home to tell mom and dad. His failure to notice his brother's demise is mistaken for callousness, and so is born the original boomerang and "The Original Sin"... on July 28, 6065 BC. Copyright 1994, RTB



Virtual Boomeranging!

John Flynn picked up an antique 3-dimensional camera at a garage sale and promptly set about emptying every roll of film he could find on 3-D photos! (And you thought holographic 3-D images were new!) Here's one of John, along with Eric Darnell and Michael Siems tossing some 'rangs.

In order to see the three-dimensional image, put your nose up close to the page between the two images, then slowly back up until the two photos appear to overlap, forming a single picture. Then, if you can get your eyes to independently focus on the new composite picture, you will see what all of the rage is about. Dig your Ibuprophen out of your boom bag to help with the headache and drop by Flynn's sometime to see the entire collection!



Above: Competitors from the Canton and Cleveland Tournaments practicing for the next Olympic sport, in hopes of making the medal round.

The Olympic Update

According to the July issue of OUTSIDE magazine, the International Olympic Committee has granted "provisional recognition" to ballroom dancing, its first step toward inclusion in the Games. "If all goes well," the magazine says, "nimble-toed hoofers could be vying for medals in 2000."

If you're wondering how this fits in with the boomerang sport's attempt to gain recognition, you needn't worry. According to IOC policies, its up to the host country's Olympic Committee to recommend the sport to be introduced. That means when the 2000 Olympics roll around to Australia, boomerangs should be right up there with wooly jumping and steer chip tossing for recognition! With Western Australia's Roger Perry, known for his spectacular night demos, pushing the boomerang band wagon, boomerangers should have little to worry about... its just that the competition will probably be held at night, with fireworks, blaring music and LED illuminated boomerangs!

COMPETITION CALENDAR 1995

July

July 15: Kimball Union, VT: USBA rated event. Contact John Flynn for details at (802) 296-2158.

July 16: Salem, OR: Eighth Western Oregon Boomerang Roundup: USBA rated. Contact Dean Kelly at (503) 581-8050.

July 22: Champaign, IL: USBA rated event. Contact Tony Brazelton at (217) 367-8103

July 29: Seattle, WA: Betsy's Boom Blast: USBA rated event. Denny's Middle School, 8402 30th SW in West Seattle: Contact Betsy Miale Gix at 206-485-1672.

July 24-28: Oakland, CA: Oakland Parks and Rec Boomerang Day Camp: contact Michael Girvin at (510) 658-2469.

July 29: Seattle, WA: Betsy's Boom Blast (and Wil's): USBA rated, contact Betsy or Wil Gix at (206) 485-1672.

****July 29: Delaware, OH: Free Throwers Fling:** USBA rated event. Contact Chet Snouffer (614) 363-8332

****July 30: Delaware, OH: World Boomerang Head-2-Head Tournament:** WB Head-2-Head rated event. \$20 fee: prize \$ and trophies. Contact Gregg Snouffer at (614) 363-4414.

August

Aug 6: Cuyahoga Falls, OH: CVNRA Tourney: USBA rated event. Contact Dave Boehm at 216-289-6324.

Aug 12: Loudonville, OH: Mohican Wilderness Free Throw: exhibition and boom bash. Contact Chet Snouffer for details at (614) 363-8332.

Aug 19, 20, 21: Minneapolis, MN: U.S. Open and Nationals (21st): Contact Stewart Jones at 612-228-1393.

September

(T)Sept 9: Central Connecticut: Keith Mullinar's First Boom Bash: USBA rated event. Contact Keith at 203-986-3392 (W) or 203-568-1182 (H)

****Sept 17: Portland, OR: Summer's Final Fling.** USBA -rated, contact Doug DuFresne at (503) 292-4316.

(T) Sept 16: Va. Beach, Va: 2nd Beach Boom Blowout: Alternate date: Sept 23) USBA rated. Contact John Koehler at 804-437-1085.

Sept 17: Livonia, MI: 7th Annual Michigan Novice Team Tournament: Non-rated, All abilities teamed up using Super Novice rules. Contact Norm Kern at (810) 645-9308 for details.

October

Oct 7: Phoenix, AZ: Third Phoenix Open: USBA rated event. Contact Mark Weary (602) 759-3973.

Oct 8: Phoenix, AZ: World Boomerang Head-2-Head Tournament: WB H-2-H rated event. (see Aug 7, above) \$20 entry fee. Contact Gregg Snouffer (614) 363-4414.

Overseas Competitions

July 8,9: Bielefelder Comp., Germany: Ulli Wegner at Meller Straße 59; 33613 Bielefeld; Germany (ph. 0521/123134)

July 8,9: 6th Italian Int'l Tournament: Mario Crescembini; F.I.B.; C.P. 86; 37100 Verona; Italy. (ph. (39) 45 80 090 80)

July 16: Waverly Championships: Australia: Br. Brian Thomas; 131 Birrell St.; Waverly, NSW 2024; Australia. (phone: (02) 369-0675.

July 22, 23: German Championships: Dietmar Reinig; Hohlweg 7; 64686 Lautertal; Germany. ph. 06254/1593.

Aug 12, 13: German Team Cup: Michael Groth; Robert-Sommer-Str. 18; 35392 Giessen; Germany. Ph. 0641/22420.

Sept 3: Boom Ren Club Tournoi: Rennes France: Stephane Cautain; 38 Rue LeGuen de Kerangal; 35200 Rennes; France. Ph 9941 9483

Sept 16/17, 23/24: Berlin City Championships: Gerhard Bertling; Potsdamer Straße 150; 10783 Berlin; Germany. Ph 030/2153008.

Sept 30/Oct 1: Fun - Fall Get Together: Winfried Kelber; Bahnhofstraße 16; 71149 Bondorf; Germany. Ph07457/4144

Nov 12: Blue Mtn Championships: Br. Brian Thomas; 131 Birrell St.; Waverly, NSW 2024; Australia. Ph (02) 369-0675

Mar 24-31, 1996: World Cup Championships: Earl Tutty; 17 Truscotts Rd.; Heathcote Valley; Christchurch 2; New Zealand. Ph (03) 3845 405

(T) indicates tentative date at press time
** indicates a changed date from last publication

Report errors and changes to Chet Snouffer at (614) 363-8332

COMPETITION AND CLUB NEWS

St Louis Tournament A Real Blowout!

ST LOUIS, MO - It was a sunny, warm spring day in St Louis over the Memorial Day weekend, as throwers from across the country and around the globe took the field at the Science Center for the eighth annual boomerang tournament.

At first glance out the window, as the throwers awoke Sunday morning and prepared for the day, it appeared ideal. Cloudless skies and warm spring temperatures in the 80's had replaced the week's storms and relentless rain that had left much of the area under water in the second worst flooding in history. The field, which had been inundated the day before, was quickly drying out. While puddles were left in places, it would not be much of a negative factor.

No, it wouldn't be rain, puddles, cold, or clouds that would pose the greatest danger to the throwers this day. Just one more moment's glance out the window would determine the true threat... the one thing more feared by boomers than lightning on the boom field.... It was readily apparent, already ruling the day at 8:00 in the morning. It was relentless, ruthless, unbroken, hard-driven, straightline, tree-flattening winds.

These were no ordinary heavy winds. These were winds that could keep the Scylla in her cave, stop the Charybdis from spinning, and just smack a boat right into the Sicilian cliffs before the sailors even knew there were any other dangers. These were winds that, had they been in rotational, rather than straightline form, would have tripped the warning sirens and launched Dorothy's house toward the other side of the rainbow.

As one of the two resident stunt kites lifted off for parts unknown and the other snapped his 200 pound test line, the 'rang smiths gathered. From St Louis, Phoenix, Cleveland, and even Perth, Australia, they came. The contingency from Seattle decided to take a tour of the Science Center rather than brave the incorrigible winds. But 13 throwers stayed and boomed... or tried to boom.

One of them, a transplanted east coaster

from Delaware, Ohio took home the overall trophy for the day by catching more than the others over the course of seven events and eight hours. He was the only one to haul in five catches within the one minute period in fast catch, making his fifth catch and tagging the bullseye in just under 60 seconds. His name, Rob Parkins, is incidental, because there were thirteen winners that day, or at least thirteen throwers deserving of winning. Its ironic that just the opposite may have happened, due to the U.S. ratings system which rates their scores, which were low, due to conditions, along with everyone else's scores in the country for the year (as if anyone else would ever see these kinds of conditions in a decade!)

Perhaps a ruling that discounts the scores of a tournament for ratings if the winds are above 20 mph (or some figure) at the start of the first event would rectify this injustice. Let them fight for placing points... who beats who, and all.... but leave median score out, for Pete's sake. (And Mark's, Chicago Bob's, Chimp-Boy McGuire's, Stuart's, Rob's, Andy's and John's...)

St Louis Scores

Trick Catch: 1) 15 - Rob Parkins, 2) 11 - Mark Weary, 3) tie: 10 - Stuart Jones & Aron McGuire, 5) 8 - Aaron Kaminsky. **Accuracy:** 1) 20 - Pat Fitzgerald, 2) tie 18 - Chimp-Boy McGuire & Rob Parkins, 4) 10 - Aaron Kaminsky & Rich Kennison. **Fast Catch:** 1) 54.31 - Rob Parkins, 2) 4 catches - Mark Weary, 3) tie - 3 catches - Stuart Jones & Aron McGuire 5) tie - 2 catches - John Gorsky & Chicago Bob. **Australian Round:** 1) 33 - Mark Weary, 2) 28 - Chi-Town, 3) tie - 16 John Gorsky & Stuart Jones 5) 14 - Rob Parkins. **MTA 100:** 1) 17.28 - Joe Fitzgerald, 2) 16.87 - Mark Weary, 3) 15.41 - Chicago Bob, 4) 15.33 - Chimpy, 5) 11.48 - Stuart Jones. **Doubling:** 1) 18 - Chicago Bob, 2) 16 - Rob Parkins, 3) 11 - Aron McGuire, 4) 8 - Mark Weary, 5) 4 - John Gorsky. **Endurance:** 1) 21 - John Gorsky, 2) 14 - Chi-Bob, 3) 13 - Rob Parkins, 4) 12 - Mark Weary, 5) 7 - Dan Frazier. **Overall:** 1) 46.99 - Rob Parkins, 2) 44.46 - Mark Weary, 3) 36.75 - Chicago Bob, 4) 30.31 - Aron McGuire, 5) 23.57 - John Gorsky

Chi-Town Wins First Head To Head Matchup

ST LOUIS, MO - The day after the windiest day ever known dawned clear and relatively calm, as Chicago Bob Leifeld led a group of 12 throwers in winning the dress rehearsal of the new U.S. head to head tournament format in Forest Park on Memorial Day.

The tournament turned out a success, setting the stage for a head to head shoot out in Delaware, Ohio later this summer, which promises to feature prize money and possibly even media coverage.

The tournament featured four events, in which the participants are ceded and compete in single elimination head to head brackets until one competitor has won the entire bracket.

In the Fast Catch event, Bob faced "Zippy, the Chimp-boy" Aron McGuire in the finals, winning with a round of 24.46 seconds. Aron's slow and steady strategy had served him well in the preliminary rounds, as he posted come from behind victories over "Spike" Frazier, who was fast, but failed to make the third catch of the round, allowing Zippy to squeak by and into the finals. Bob, meanwhile appeared unstoppable after an impressive round over Australia's Roger Perry in the quarter finals, and then a heart stopping battle in the semi finals against John Gorsky.

In Maximum Time Aloft, competitors must throw and catch within the 100m circle and win two out of three throws against their opponent to advance to the next round. John Gorsky won the event, bettering Gregg Snouffer in the preliminary round, then top ceded Chicago Bob in the quarters, "Spike" in the semis, and finally Roger in the finals. One throw left Gregg's Romblad MTA in the west bound lane of I40, as cars whizzed by on both sides. The drama ended when a truck passing within inches swept the boom one lane closer to the side, where the crowd had gathered, followed by a mad dash by the boom's owner to retrieve the unscathed piece of carbon fiber.

In trick catch/doubling, it was Phoenix's Mark Weary who out-caught Bob to win the event, while Australian Round, which features throwers simultaneously launching 40-meter rangs for the best score over three throws, found Gregg Snouffer outscoring Bob in the finals.

Overall, Chi-Town's first place finish in Fast Catch, and second place finishes in Trick Catch and Aussie Round boosted him to first overall, followed by John Gorsky, who finished just one point behind.

Those wishing to get in on the excitement can still enter the Delaware, Ohio shoot out by sending \$20 to tournament organizer: Round-trip Boomerangs, at 340 Troy Rd.; Delaware Ohio 43015.

The Delaware shoot out will feature prize money for the overall finishers, as well as prizes for each event winner. The number of contestants is limited to 32, so enter early.



Photo: Rev. Jim hauls in one of the few points scored in accuracy during St Louis' "Windfest 1995."

By the time the dust had settled, Rob Parkins had outscored '94's top ranked Mark Weary by 2.5 points, Jim, here, finished 12th. When asked about his performance, his reply: "I don't like wind."

15-Year Old Adam Ruhf Wins Amhurst

AMHURST, PA - With a stunning sweep of the last two events, 15-year-old Adam Ruhf became the youngest thrower ever to win a USBA tournament, posting a come-from-behind victory over visiting west coaster Stevie Kavanaugh and previously undefeated Rob Parkins at the UMass tournament on June 24.

Coming into the last two events, Adam found himself trailing Parkins, but held tough to post a win in both Fast Catch and MTA to pull ahead and claim the title. The fast catch event found first and fifth place separated by just over two seconds, while the top five in MTA were separated by less than three seconds.

In other news, Rob Parkins missed the perfect mark in accuracy by just three points, scoring a 47.

Extraordinary Weekend In Northern Ohio

Trick Catch World Record Eclipsed and MTA's go crazy over the corn belt

ELYRIA, OH - An exceptional weekend greeted the score of throwers that made it to Northern Ohio for the Canton and Cleveland tournaments over the June 24, 25 weekend.

As warm, humid midwest summer days prevailed and scattered thunderstorms lurked nearby, the winds remained light and variable, and the sun that shared the summer skies gave new meaning to the word "thermal" energy.

On the first day, at Canton, Gary Broadbent took a commanding lead after posting a first place 59 catches in endurance and a blistering sub-19 second fast catch round... **in his first round!**

But in accuracy, the top three scores were posted in the first round. It was dubbed "The Bud Effect," as Bud Pell, who found the bullseye three times and posted a 44, led Dave Barrett and Gregg Snouffer who tied with 38 points for second.

In MTA, Dave Barrett, continued his winning ways, with a throw of 48 seconds, while Gary bowed out of first place for good with five straight goose eggs. Even his 25 trick catches, scoring 87 points could salvage higher than a 4th place overall for the tournament

Georgia Scores

Swainsboro, GA, 4/29/95, 13 competitors

Trick Catch: 1) 32 - Dennis Joyce, 2) tie 31 - Chicago Bob & Mike Dickson, 4) 29 - Rob Parkins, 5) 22 - Jim Jordan. **Accuracy:** 1) 38 - M. Dickson, 2) 26 - D Joyce, 3) tie 23 - J Jordan & C Bob, 5) 19 - Jesse Robertson. **Fast Catch:** 1) 19.69 - R Parkins, 2) 20.62 - M Dickson, 3) 25.06 - D Joyce, 4) 28.28 - Rev Jim, 5) 28.5 - J Robertson. **Aussie Round:** 1) 56 - C Bob, 2) 53 - Tim Maultsby, 3) tie 50 - R Parkins & John Derden, 5) 47 - Scott Barrett. **MTA:** 1) 37.13 - R Parkins, 2) 36.81 - D Joyce, 3) 32.31 - Rev Jim, 4) 30.75 - C Bob, 5) 26.03 - J Jordan. **Doubling:** 1) 26 - R Parkins, 2) 24 - M Dickson, 3) 21 - C Bob, 4) 20 - J Jordan, 5) 12 - S Barrett. **Endurance:** 1) 49 - S Barrett, 2) 43 - R Parkins, 3) 39 - M Dickson, 4) 34 - D Joyce, 5) 32 - C Bob. **Overall:** 1) 51.385 - R Parkins, 2) 43.91 - M Dickson, 3) 38.74 - D Joyce, 4) 38.305 - C Bob, 5) 18.62 - S Barrett

Canton Scores

Canton, OH, 6/24/95, 20 competitors

Trick Catch: 1) 87 - Gary Broadbent, 2) 36 - Scott Barrett, 3) 33 - M Dickson, 4) tie 31 - Gregg Snouffer & John Gorski. **Accuracy:** 1) 44 - Bud Pell, 2) tie 38 - Dave Barrett & G Snouffer & Eddie Carrigg, 5) 37 tie 37 - M Dickson & Spooter Spohn. **Fast Catch:** 1) 18.83 - G Broadbent, 2) 19.25 - J Gorski, 3) 22.08 - E Carrigg, 4) 22.1 - C Bob, 5) 22.55 - M Dickson. **Aussie Round:** 1) 79 - J Gorski, 2) 73 - E Carrigg, 3) tie 60 - C Bob & Aron McGuire, 5) 54 - G Snouffer. **MTA:** 1) 48.33 - D Barrett, 2) 41.22 - Steve Collins, 3) 39.44 - G Snouffer, 4) 38.28 - S Barrett, 5) 31.66 - C Bob. **Doubling:** 1) tie 28 - M Dickson & S Barrett, 3) tie 27 - G Snouffer & C Bob, 5) 23 - G Broadbent. **Endurance:** 1) 59 - G Broadbent, 2) 53 - M Dickson, 3) 50 - G Snouffer, 4) 49 - C Bob, 5) 41 - Bud Pell. **Overall:** 1) 49 - G Snouffer, 2) 44 - M Dickson, 3) 42.5 C Bob, 4) 39.5 - G Broadbent, 5) 31 - S Barrett

UMass Scores

Amhurst, MA, 6/24/95


Trick Catch: 1) 33 - Moleman, 2) 32 - R Parkins, 3) 29 - Barnaby Ruhe, 4) 27 - Kris Kinney, 5) tie 26 - Adam Ruhf & Larry Ruhf. **Accuracy:** 1) 47 - R Parkins, 2) 38 - B Ruhe, 3) 36 - Stephane Marguerite, 4) tie 35 - A Ruhf & Allen Grindle. **Fast Catch:** 1) 21.57 - A Ruhf, 2) 21.79 - Keith Robson, 3) 22.4 - Moleman, 4) 22.49 - L Ruhf, 5) 23.42 - Steve Kavanaugh. **Aussie Round:** 1) 78 - John Flynn, 2) 74 - Eric Darnell, 3) 67 - K Robson, 4) 65 - Peter Ruhf, 5) 63 - A Ruhf. **MTA:** 1) 34.03 - A Ruhf, 2) 31.67 - Moleman, 3) 31.63 - J Flynn, 4) 31.59 - S Kavanaugh, 5) 31.23 - B Ruhe. **Doubling:** 1) 25 - S Marguerite, 2) 24 - A Ruhf, 3) tie 20 - S Kavanaugh & K Robson, 5) tie 19 - Moleman & R Parkins. **Endurance:** 1) 57 - J Flynn, 2) 51 - R Parkins, 3) 46 - S Kavanaugh, 4) tie 44 - L Ruhf & Gary Friedman & B Ruhe. **Overall:** 1) 53.38 - A Ruhf, 2) 47.16 - S Kavanaugh, 3) 45.63 - R Parkins, 4) 44.62 - B Ruhe, 5) 42.55 - J Flynn

host. Gregg Snouffer, who stayed consistently in the top five places, without winning any events won the tourney.

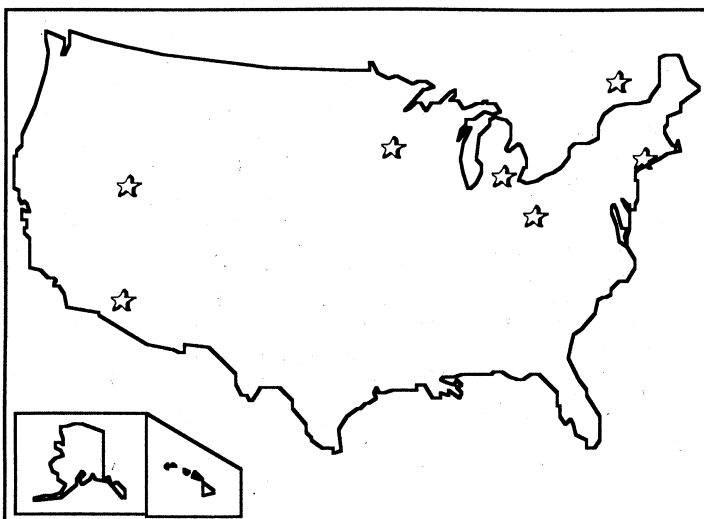
On Sunday, the light winds held, while a thunderstorm dropped some rain, but skirted the field to the north. Mike Dickson capitalized on the conditions, tying the world record trick catch score of 31 catches, set by Michael Gel, scoring a whopping 111 points.

By the time the MTA event had come, the storm had moved off and sunshine was heating a tennis court just to the southeast of the field. The very light winds, which normally would be blowing from the west, were coming from directly over the court, due to a low pressure system over the northeast part of the country. Mini thermals were bubbling up off of the courts and dissipating over the grass, making for absolutely ideal conditions. Gregg took the early lead in the first round, with a 31 second flight, and increased the lead to 36 seconds in the second. But then the wind took a slight change, bringing the tennis court-spawned thermals directly over the 100 meter circle. As the magic hit, Aron McGuire popped a 38 second flight, followed by several 40 second flights, then a seemingly unbeatable 55 second flight by Gregg, a 54 second flight by Dave Barrett, and finally, in the fourth round, a 1 minute, 7 second flight by Chicago Bob. Few of the extended flights traveled more than thirty meters! Conditions declined after that, leaving just thirty second flights for the fifth round.

In the end, Chicago Bob pulled out the overall victory, followed by Mike Dickson and John Gorski.



Above: Chicago Bob, about a minute after launch. He ended up with 1:07. Thermal breeding tennis courts are upwind, fenced in on the left side of photo. courtesy Gregg Snouffer



Toss Across America

On May 20 and 21, boomerangers gathered across the country to celebrate their prehistoric miracles of human engineering. Some demonstrated for audiences of hundreds, some taught kids how to throw, and others just enjoyed the day throwing with a couple of friends. Weather conditions across the country varied from clear and calm to cloudy with gusts to 30 mph. What follows are reports from the fields where they went to "Toss Across America."

Wasatch Boomerang Club Salt Lake City, Utah

Hosted by Alta View Hospital, (no, there were no casualties, but you can't be too careful) Smith's Groceries, and The Air Apparent Kite Store, about fifty people, ranging in age from three to seventy +, enjoyed a warm, sunny afternoon of raring for fun and competition. While the three-year-old had some difficulty with the wind outside, we understand he throws a wicked indoor boom!

It was Salt Lake City's second successful Toss Across America. This year we even attracted a couple of vacationing Australians, one of whom admitted that he learned the sport by reading Eric Darnell's book. One of them won the boom raffle and is taking her prize back down under for her grandson!

Club president Jim Miller devoted most of his time instructing newcomers, while Jim's children participated by casually tossing around booms and big words like "dihedral," further demonstrating that boomeranging is a family sport! Two club members, Todd Barczsc and Ryan Grygla wowed spectators with the flying abilities of some of their newest boom creations. (Todd is teaching a boom-building workshop and field tuning class in June, sponsored by a local woodshop.)

The local NBC affiliate provided generous coverage of throwing and catching, as well as interviews with clubbies, proving once and for all that David Letterman left the best network!

Casa Grande, Arizona

Mark Weary and Don Monroe's Toss was held at Casa Grande Junior High

School with 12 participants (The Suns game #7 was on TV at the same time).

Among the group were half a dozen kids who had a blast and witnessed competition demos including one extended flight by Don. Also participating were Dwaine Morris, Jeff Crandel and Bill Admson.

Northville, Michigan

Boomerangs, Etc., made up of Bud Pell, Jim Sprague, Steve Collins, Callie Laurent and Michael Gray, hosted the annual fling at Maybury State Park with around thirty participants. The winds gusted to 25 mph by noon, forcing an early end to the festivities. Bud notes that next year's toss will be held from 6 - 9 in the evening, in a search for more favorable winds!

St Paul, Minnesota

Stuart Jones, Matt Hedling and Jim hosted a toss at Cosmo Park for thirty throwers. It was truly a Toss Across America day, as with 22 to 30 mph winds, several throws were caught a couple of states over by participants in Ohio's toss! Thank God Stuart used up all of the winds for the toss, so there will be none left for Nationals in August!

West Hartford, Connecticut The Zephyrs Got Us!

By Keith Mullinar

As usual, to accommodate sponsors, we were out of step with the rest of the country, holding our event on Sunday, May 21st - one day late.

Saturday's weather was perfection personified! Sunday dawned bright and clear but then, with a cheeky sidesweep at us, the skies clouded up and the winds arose a scant hour before we were to begin.

"No problem," said Larry Ruhf, the consummate veteran, to anyone who cared to listen. "We often do competitions in winds far worse than this."

Not only did we have to compete with nature this day, but also, a plethora of family oriented events, which diminished our usual crowd of nearly 150 to around thirty. Nevertheless, all seemed to have a good time. Demonstrators and instructors included Dan Derezinski, Maureen Fay, Bob Foresi, Paul Gustafson, Chris and Keith Mullinar, Larry, Mike Roedelbron, and Chris and David Silver.

We missed the company and expertise of Paul Sprague, due to the untimely death of his cousin. As usual Paul had invested much time and effort in preparing for the Toss. The entire USBA offers their condolences to Paul and Jim.

Eugene, Oregon 'Teedubya's' Party!

Amazon Park was the setting for T.W. Smith's KEZ-televised "Art" and "Weird" boom demo" with nearly 100 participants, who "stuck around for hours, rather than minutes," after learning it was a lot more fun than they had expected! Ira Clark and Lewis Schroeder assisted. Advanced publicity in the form of an excellent *Eugene Register Guard* newspaper article guaranteed an excellent turnout. And, with as many as 15-20 booms in the air at a time, and T.W.'s "Outdoor Boomerang Museum," we're sure the T.V. crew got some good footage! Notable qualities of the toss: "Interest, Inquisitiveness and Joy!"



Toss Across Canada '95 review

MONTREAL- If you're into wind, good wind, the kind that blows hats down side-walks, come to Canada. Interested in studying weather, like being able to watch a visible cold front come in? Hey, the border's open.

May 21's Toss Across Canada, the Ottawa version, continued the tradition. Two years ago in Montreal, Stéphane Marguerite hosted a wind-fest. Last year I held one here in Ottawa, sponsored by the National Aviation Museum. It was just good and breezy that day, but at least we could pull out the tape, flap the booms down, and get the public into it.

Those of you who made it to Montreal last year for the Jarry Park "Rusty-Staub-slept-here" tournament were given excuses about "freak weather", "unusual cold fronts from the north", and other such explanations. Well, the wind wasn't quite that bad this year, but it was enough that all the little tikes that dropped by with their families spent way more time chasing booms 40 meters down field than actually throwing.

The booms of choice: weighted Tri-Flys; an old Wizard, bent down about half an inch; and a couple of custom windeaters Ken Farr and Stephane supplied. My favorite for the kiddies was a Darnell Air Dancer with a looney (Canadian dollar coin) sloppily taped on the bottom of the center. It worked with a nice finesse throw, but of course all those 7 year olds like to wind up and let her rip, and those things would travel a good 30 meters if you let the wind get a hold of them.


Next year I'm bringing my stunt kite.

By Eric Promislow
aj064@freenet.carleton.ca

Overheard On The Field

" There was this really famous boomerang guy there - and I just could not get his booms to come back. He said 'Here, throw it really hard and aim for my market stall, I took a deep breath and threw with all my might - and neatly bounced it off the bonnet of a very surprised looking kiting guy :)"

Dave Duffy- British boomer, on his experience at last year's British Boomerang competition.



THE BOOMERANG MAN

"Giving fast, personal service since 1975!"
RICH HARRISON'S ANNUAL CATALOG

1995 CATALOG FREE!!!

1806 North 3rd St., RM → Monroe, LA 71201; (318) 325-8157

ROUNDTrip BOOMERANGS

* **Roundtrip Ticket** (traditional) and the **Mantis** (freestyle)
Excellent beginners models, made of 5-ply aircraft birch
Send \$15 ppd for either one or get both for \$20 ppd!

* **Backyard and Indoor Palstic Tantrum™** Boomerangs!
\$5 and \$2 each OR 3-for-\$10 and 3-for-\$5!

Roundtrip T-shirts (size XL only) just \$10 ppd!

for orders or price list send to **Roundtrip Boomerangs**, 340 Troy Rd., Delaware OH 43015
Phone or fax (614) 363-4414

Newsletter Exchange

Bits of news from the boom world

Australia

The **Boomerang Bulletin**, of the Boomerang Association of Australia reports that **Bruce Carter** won the 1995 Australian National Championships in Brisbane. Bruce topped five time champ **Rob Croll** by just 1.5 points to claim the overall title.

Ex-Englishman **David Schummy** pulled off a third place finish... USING WIDE ARMED TWO-BLADERS IN ALL EVENTS! For MTA he used a large wooden model he built in 1992 and won the event at 59.7 seconds!

Bruce's youngest son Craig picked up where his older brother left off last year, winning the special Bunny Read Award during Accuracy by having the closest to the pin during the event. To prove it wasn't a fluke, he scored 22 additional points to get a 32; good enough for third place in the event!

Reluctant Rod Jones was dragged to the tournament, where, without much practice, he pulled off fourth place overall, winning Aussie Round with a score of 62 (16 points over the next closest competitor!) Word has it Rod has taken to fishing in all of his spare time.

Here at MHR, we wonder if Rod has made any spherically laminated lures yet!

Limbaugh Says Clinton Hurls A Hunting Stick

Rush Limbaugh's July issue of *The Limbaugh Letter* features an article about the impending tariff on Japan. Rush is against the tariff, believing it will hurt American consumers rather than force open Japanese markets.

The article, illustrated by Mike Shelton, features President Clinton flinging out a boomerang which misses the Japanese trade minister, coming back, instead, to smack an unsuspecting Uncle Sam in the back of the head!



For the very best quality Finnish Birch Plywood with a 5% USBA discount:

mention this ad

Anderson Int'l Trading
1171 N Tustin Ave.
Anaheim, CA 92807
(800)-454-6370
(714)-666-8183

BOOMERANG CLUBS AND ORGANIZATIONS IN THE U.S.A.

- CA, Berkeley :** Bay Area Boomerang Club - Michael Girvin, 2124 Kittredge St. #61, Berkeley CA 94704, Ph (510)658-2469
- CT, Madison :** The Wandering Nutmeg Boomerang Society - Paul D. Sprague, 782 Boston Post Rd., Madison CT 06443, Ph (203) 245-8211
- CT, Shelton :** Team Gel East - Mole Man, 21 Huntington Ave., Shelton CT 06484, Ph (203) 736-6304
- FL, Merritt Island :** Flite Stix Boom Slingers - Rich Surace, 855 E Crisafulli Rd., Merritt Island FL, Ph (407) 452-3963
- GA, Atlanta :** Atlanta Boomerang Society - Frank Golder, #2 Capirol Sq. (Rm. 370), Atlanta GA 30334
- GA, Swainsboro :** South Georgia Boomerang Club - John Derden, 237 Thigpen Dr., Swainsboro GA 30401, (912) 237-7207
- IL, Urbana :** ILLINI Boomerang Club - Tony Brazelton, 303 N. Goodwin Ave. #308, Urbana IL 61801, Ph (217) 367-8103
- IL, Waterloo :** Competition Update Newsletter: (Bob Leifeld) P.O. Box 242, Waterloo, IL 63298, (618) 282-6854: Monthly update of competition results and USBA ratings statistics. Available throughout competition season for \$10.
- MA, Holliston :** Bay State Boomerang Society - Bob Quinn, 18 Northway St., Holliston MA 01746, Ph (508) 429-6871
- MI, Ann Arbor :** Boomerang News: Newsletter of national and world events. Ted Bailey, PO Box 6076, Ann Arbor MI, Ph (313) 971-2970
- MI, Birmingham :** Boomerangs Etc. - Norm Kern, 1640 Haynes, Birmingham MI 48009, Ph (313) 645-9308
- MI, Lansing :** Mid Michigan Boomslang Club- Steve Collins, 4820 Hillcrest, Okemos MI 48864. Ph (517) 349-5234
- MO, Florissant :** St Louis Boomerang Club - Tom Fitzgerald, 1159 Holly River Dr., Florissant MO 63031, Ph (314) 839-1684
- OH, Delaware :** Free Throwers Boomerang Association - Chet Snouffer, 51 Troy Rd., Delaware OH 43015, Ph (614) 363-8332
- OH, Delaware :** U.S. Head to Head Boomerang Tournament Organization - Gregg Snouffer, 340 Troy Rd., Delaware OH 43015, Ph (614) 363-4414
- OH, Euclid :** Cleveland Boomerang School - Dave Boehm, PO Box 17385, Euclid OH 44117, Ph (216) 442-6024
- TX, Houston :** Boomerang Association of Texas - Ken Glover, 6331 Rolling Water, Houston TX 77060, Ph (713) 893-3935
- UT, Sandy :** Wasatch Boomerang Club - Jim Miller, 1393 E Galaxie Dr., Sandy UT 84093, (801) 563-2569
- CLUBS!** If you're starting a club, or hosting a fling, send news of your activities to the USBA for inclusion in MHR!

USBA-Member Boomerang Manufactures

- Aboriginal Steve's Boomerangs** (Steve Conaway) 121 Oakdale Ln., Fillmore CA 93015 ph (805) 524-2913: FREE info, 14 models for comp and fun, omegas, tri-bladers, hooks...
- Air Traffic Kites and Games** (Matt Hedberg & Lamont Sandifer) 518 Rosedale Cen.; Roseville, MN 55113; Ph (612) 631-3150: Retailers of Colorado, Flight Stix, Gel, Outback Booms..., In the Mall of America, ph (612) 858-9599
- Boomerangs By Ted Bailey:** P.O. Box 6076, Ann Arbor MI 48106-8923 Ph (313) 971-2970: Competition B's, MTA's, miniature B's, books, newsletters, collector of Aboriginal artifacts, publisher of Boomerang News.
- The Boomerang Man:** (Rich Harrison) 1806 N 3rd St., Monroe, LA 71201 Ph (318) 325-8157: FREE "one stop, something for everyone" catalog, Fax/mail orders. VISA/MASTERCARD/DISCOVERY accepted. Been doing this 20+ years, would you believe!
- Broadbent Boomerangs:** (Gary Broadbent) 3204 38th St NW, Canton, OH 44718 Ph (216) 492-RANG (7264): FREE pricelist, beginner to comp booms, demos, lesson plans and supplies.
- BVD Rangs** (David Hendricks) 1086 E Gordon St., Allentown PA 18103, A wide variety of 'rangs. FREE Price sheet.
- Circle Stix:** (Stuart Jones) 195 E 5th St., #605, St Paul MN 55101: Special wooden rangs of all types. Call or fax 612-228-1393 for info, demo's and workshops
- Cleveland Boomerang School** (Dave Boehm) P.O. Box 17385, Euclid OH 44117 ph (216)442-6024: variety of Bs, workshops.
- Cryderman, John:** 136 Thames St., Chatham Ontario, CANADA N7L 2Y8 Ph (519) 354-3984: FREE Catalog, Strip laminates of beautiful hardwoods. Also, will purchase B's, Tribal Spears, Clubs, Shields, and related items.
- Gel Boomerangs** (Michael Girvin) 2124 Kittredge St., #61, Berkeley CA 94704 ph (510) 658-2469: FREE catalog, full spectrum of comp and sport Bs, T Shirts, etc...
- Gemz** (Tony Gembeck) P.O. Box 5241, Portland OR 97208 ph (503) 230-8955: variety of wood Bs and comp clothing.
- Greyford Company Boomerangs** (Thomas Risher) Box 4734, Whittier CA 90607: FREE NEW Catalog! Manufacturer and wholesale purchaser and distributor of wide variety of Bs. Prompt and professional!
- Leading Edge Boomerangs:** (Chet Snouffer), 51 Troy Rd., Delaware OH 43015 Ph or Fax (614) 363-8332: FREE Price list, Comp. and beginner B's. Fast Catch, doublers, ...
- Left Turn Boomerangs:** (Norm Kern) 1640 Haynes, Birmingham MI 48009 Ph (313) 645-9308: 8 models from Beginner to comp Bs.
- Fred Malmberg** 1545 E Market St., York PA 17403 ph(717) 848-4601: seasoned wood worker, rare hardwoods, lap joints,...
- Outback Boomerangs:** (Doug DuFresne) P.O. Box 25577, Portland OR 97225: Beginner to comp Bs, Fast catch, strip Laminates, Dealer inquiries welcome
- Rangwrights:** (John Derden) 451 Colegrove Dr., Swainsboro, GA 30401. Ph (912) 237-7831 (D) or 237-4014 (N): multi-ply birch, lap joints, poly and PVC booms for bgrinners and competitors.
- Rangsmith** (TW Smith) P.O. Box 11332, Eugene OR 97440 Ph (503) 465-9461: FREE Catalog! full spectrum, + distance, FC and MTAs and art
- Roundtrip Boomerangs:** (Gregg Snouffer / Rick Tilford) 340 Troy Rd., Delaware OH 43015 Ph or Fax (614) 363-4414: FREE price list, indoor/backyard booms and beginner to comp. booms, MTAs, T shirts.
- Ruhf Boomerangs** (Peter Ruhf) 6550 Meeting House Rd., New Hope PA 18938 ph (215) 863-3479: comp and beginner Bs, and **Lefties**
- Dan Russell:** Box 84895, San Diego CA 92138 Ph (619) 296-4243 (4-8PM): wood booms and cylume stix. Write for prices.
- San Francisco Boomerang School** (Bill Tumath) 127 Knollview Way, S.F. CA 94131 ph (415) 550-6746: FREE price listing, large selection of Herb Smith Bs
- Stone Mountain Boomerangs** (Dan Jones) 222 N Main, Statesboro GA 30458 ph (912) 489-3640: Multi-ply Birch and natural elbows
- Turning Point Boomerangs:** (Eric Darnell): 46 Douglas Ln., Norwich VT 05055: FREE catalog, wide variety: beginner to comp. Tri-Flies!
- Windsports :** (Jim Mayfield) 409 North Colorado, Gunnison CO 81230 Ph (303) 641-3539: FREE catalog, all kinds of performance Bs

Attention Manufacturers: Any USBA member who manufactures or distributes boomerangs or related items can be listed... even if you're new or small time! For your FREE listing, send a description to: **Manufacturer's Listings, c/o USBA, PO Box 182, Delaware OH 43015** or Phone or Fax to (614) 363-4414.



Start your travel adventure with savings from Alamo.


There are times when you want to get away, times when the weather turns and the open road calls. And now Alamo Rent A Car has more than 120 locations in the United States and Canada, 75 on-airport, and more than 70 throughout Europe to help you with all your special travel needs.

As a member, you will enjoy discounted daily, weekly, and weekend rates and special coupon offers. In addition, you'll receive the full privileges of Alamo's excellent frequent flyer program that includes

Alaska, American, Delta, Hawaiian, Midwest Express, Northwest, TWA, United and USAir. Also, there is no charge for additional drivers.

So when the sights and sounds call, think of Alamo and treat yourself with \$15 to \$20 off your next weekly rental or one free upgrade with a complimentary check-in through the Alamo Express® service counter (please see terms and conditions below). With Alamo, extra savings and convenience come with the territory.

For reservations, call your Professional Travel Agent or call Alamo Rent A Car at **1-800-354-2322**. Be sure to request I.D. Number **BY 209311** and Rate Code **BY**.



Alamo features fine General Motors cars like this Chevy Cavalier.

© 1995, Alamo Rent-A-Car, Inc.

40627AS-L1695

\$15 OFF OR \$20 OFF

Certificate is valid for \$15 OFF a rental on a compact through a fullsize car nationwide. OR

\$20 OFF a rental on a fullsize car in Florida.

- Valid on rentals of 5 to 14 days in the U.S.A. only.
- Only one certificate per rental, not to be used in conjunction with any other certificates/offers or an Alamo Express PlusSM rental.
- A 24-hour advance reservation is required. Reservations are subject to availability at time of booking. Must request coupon code DB95 for nationwide rentals or DB96 for Florida rentals.
- Offer valid through May 31, 1996 (blackout dates apply).
- Proof of airline arrival and coupon must be presented at the Alamo rental counter.
- Certificate valid in the U.S.A. only. Once redeemed, this certificate is void.
- Certificate subject to Alamo's conditions at the time of rental.
- The maximum value of this certificate which may be applied toward the basic rate of one rental is \$15 off on a compact through a fullsize car rental nationwide or \$20 off a fullsize car rental in Florida. The basic rate does not include taxes and other optional items. No refund will be given on any unused portion of the certificate. Certificate is not redeemable for cash.
- This certificate is null and void if altered or duplicated in any way. In the event of loss or expiration, certificate will not be replaced.
- Offer not valid: 05/25/95-05/27/95, 06/29/95-07/8/95, 07/21/95-08/19/95, 08/31/95-09/02/95, 10/05/95-10/07/95, 11/22/95-11/25/95, 12/14/95-12/30/95, 02/15/96-02/17/96, 04/04/96-04/06/96 and 05/23/96-05/25/96.

For reservations, call your Professional Travel Agent or call Alamo Rent a Car at **1-800-354-2322**. Be sure to request I.D. Number **BY 209311** and Rate Code **BY**.

DB95 NATIONWIDE **DB95** FLORIDA



40627AS-L1695

ONE FREE UPGRADE

- Certificate is valid for ONE FREE UPGRADE to next car category. Upgrade subject to availability at time of rental, as certain car types may not be available.
- Valid from a compact to a midsize car on rentals of 2 to 14 days.
- Only one certificate per rental, not to be used in conjunction with any other certificates/offers or an Alamo Express PlusSM rental.
- A 24-hour advance reservation is required. Reservations are subject to availability at time of booking. Must request coupon code UB28 at time of reservation.
- Offer valid from April 1, 1995 through May 31, 1996 (blackout dates apply).
- Certificate and airline ticket or confirmation must be presented at the Alamo Express® service counter on arrival.
- Certificate valid in the U.S.A. only. Once redeemed, this certificate is void.
- Certificate subject to Alamo's conditions at the time of rental.
- Certificate does not include any taxes or other optional items.
- This certificate is null and void if altered or duplicated in any way. In the event of loss or expiration, certificate will not be replaced.
- Offer not valid: 05/25/95-05/27/95, 06/29/95-07/08/95, 07/21/95-08/19/95, 08/31/95-09/02/95, 10/05/95-10/07/95, 11/22/95-11/25/95, 12/14/95-12/30/95, 02/15/96-02/17/96, 04/04/96-04/06/96 and 05/23/96-05/25/96.

For reservations, call your Professional Travel Agent or call Alamo Rent a Car at **1-800-354-2322**. Be sure to request I.D. Number **BY 209311** and Rate Code **BY**.



40627AS-L1695



PRINTED MATTER

**UNITED STATES BOOMERANG ASSOCIATION
P.O. Box 182
Delaware, Ohio 43015
U.S.A.**