

Many Happy Returns

Issue No. 65

An International Publication of the United States Boomerang Association

Winter 1996

MHR'S BOOMERANGER OF THE YEAR 1995

15-year old Adam Ruhf has emerged from his famous father and uncles' shadows to find his own place in the sun and on the U.S. Boom Team. See story on page 2!

Also Inside:

ITS RENEWAL TIME

See Page 2 for details!

1996 U.S. Open in Va Beach June 27-30!

-details on page 3

- Complete 1996 Competition Calendar on page 14

How To Make Throw Sticks Behave!

-An article by the well-groomed Norm Kern

Two Great Beginner Booms by Fred Malmberg In Builder's Square

-see page 15





USBA BUZZ

"Everything you need to know!"

EDITOR'S COLUMN
by Gregg Snouffer

Boomperson Of 1995

While watching the ball drop on New Year's Eve I was thinking back on the big stories of '95.

Chet Snouffer came back from retirement to sweep the ratings, but after winning the Open in Minneapolis, he forfeited the National Championships and John Flynn, who finished 17th the day before, ended up sweeping the Nationals. I heard a few questions raised about whether folks thought Chet would have won it, but the best I can say is 'It didn't happen.' No use discussing what didn't happen.

We had some outrageous times in MTA this season with Moleman leading the way (1:15). But El Molé didn't stop there. He set a new world record in Aussie Round with a new Ola Wahlberg boomerang that Barnaby Ruhe told him how to throw! He had the second best fast catch score of the year (18.06 secs), and top 20 scores in most of the events.

Betsy Miale-Gix quit her glamorous career as high-power corporate lawyer to dedicate herself to 'rang slinging. Her move paid off, as she held onto the top time in Fast Catch for over half of the season, before getting bumped to 4th overall (18.27 secs).

Over in Belchertown, Massachusetts, 15 year old Adam Ruhf came into his own, after 14 years of throwing under his father, Larry and Uncle Barnaby. For a time, he was top of the heap in the U.S. ratings before settling in to 4th place overall at the end of the year.

Meanwhile, Chicago Bob rose to new heights this year, winning his first USBA tournament and qualifying for the U.S. Team to New Zealand in March. John Gorski won his own first tournament, got married, and finished up as first alternate to the U.S. Team. Norm Kern won the Open class of the U.S. Open, endured scathing remarks from the editor of MHR and Steve Kostrab (kidding... they weren't really scathing...) and continued in his march toward boom Nirvana, chucking several noteworthy scores.

With all of these incredible stories circulating, it was understandably difficult to come up with MHR's 1995 "Boomperson Of The Year." The only logical thing to do was to contact a psychic.

So, in an effort to look more prophetic, I went to my local medium to find which of these prominent personalities would have an outstanding 1996. After a mere glance into the crystal ball, my all-knowing soothsayer predicted big things to come for a certain young man.

After several years of tutelage and grooming by the East Coast Ivy League boom faction, this young star had developed the instinct (much like Luke Skywalker's "force") to track a boom in flight. He had learned the subtleties of the humpback throw; knew the intricacies of weighting for drag and wind; and perhaps most difficult of all, had developed that most illusive of all competitive traits: fan appeal. As screaming boom groupies lined fields from Massachusetts to Minnesota in order to catch a glimpse of the charismatic chucker, the affable youngster rarely hesitated to deliver.

And so, with his sails set and his sights on New Zealand, 15-year-old Adam Ruhf enters a brave new age of Boomerang History as MHR's 1995 Boomstud Of The Year.

Its Time To Renew!

In an effort to make things easier, we logically decided to first make things more **con-fusing**. For a variety of reasons, the USBA has been trying to get members to renew en masse, ala National Geographic! The target date of April Fool's day, for obvious reasons, has been chosen for this mass reallocation of boomerangers' funds to the mother organization.

The problem, as we enter this new, efficient state of 'rang Nirvana, is that we must first go through the pain of pro-rating those who do **not** expire with the Winter issue. Here's all you have to do to check your own personal status, and thus, avoid a potentially embarrassing situation.

1) Look at the number printed above your name in the mailing address on the back cover of this issue.

2) If you expire with issue #65 (this issue), then its time to renew. Send \$15 in today, before you forget.

3) If you expire with a later issue, you **WILL** receive those issues due you, but you **MAY** renew now for the amount listed:

Issue #66- \$11.25
Issue #67- \$ 7.50
Issue #68- \$ 3.75

4) By doing this now, you'll join the burgeoning population of enlightened April Fool's Boomers who will be reminded each Winter of the impending renewal! Don't be

What's In This Issue!

Page	Contents
2	USBA Buzz: Tons of news!
3	Photo Special: Up and coming boomers
4	Letters
6	Ask The Experts: Dr Fred Malmberg answers a nagging elbow question and gives good advice on proper form
7	Opinion Corner: Gorski's superflight- fact or fiction?
8	A Tale Of Two Tournies: Two new throwers relate their first tournament experiences. Are booms the sport of the future, or the sport of the damned?
10	Making Throw Sticks Behave: Norm Kern with advice for bringing home dinner!
12	Boom Fragments: Georgi's new MTA, The French-American War, and the exclusive on Mr. Galleazzi's new baby...
13	Competition and Club News: Oakland's New Year Fling, 1995 Kylie Chumps
14	1996 Season Calendar
15	Builder's Square: Fred's beginner booms: The Radified Mantis and Easy Throw I
18	Fascinating Facts: The evolution of a bad word
19	USBA Store: What to buy!

left out of this exciting subgroup!

USBA T-shirt Design Contest Winner

Two fantastic entries were sent in for the USBA T-shirt design contest by Stephane Marguerite and Tom Luczycki.

Due to the quality of these designs, We have decided to use BOTH for USBA t-shirts and to award BOTH entrants with the prize. The winning entrants will share the Spring cover of MHR, as well as a one year subscription and membership in USBA, and a free T-shirt featuring the artist's work. Thanks for your entries Stephane and Tom.

When The Wind Doesn't Cooperate

When these words are uttered, the boomeranger's mind automatically conjures up pictures of gusting, blowing winds. But for the kiteflier, a boomerang's paradise is hell on earth. No wind for a kite means no fun.

The American Kitefliers Association and the United States Boomerang Association have agreed to share information and advertising space, since we both al-

ready share an intense interest in things that fly and wide open grassy spaces.

The idea is to let the members of each group know some of the alternatives available when Mother Wind isn't blowing quite the way we want her to. The exchange will also give us the opportunity to look into a parallel interest and, perhaps, to share some technology and ideas.

Nationals 1996 Virginia Beach

John Koehler will be hosting the 1996 U.S. Open this year in Virginia Beach, Virginia from June 27 through 30.

Koehler's Va Beach tournament has become famous for its hospitality and fun times and John assures us that this year's Open will be NO LESS! If you've never been to a tournament before, plan to be at this one. Its the BOOM BASH that everyone will be talking about for years to come!

The proposed format for the 1996 Nationals will be:

Thursday, June 27- People arrive in Va. Beach. Open throwing, with no planned activities.

Friday, June 28- US Open, Day One. USBA Meeting and Auction (8:00 pm)
Saturday, June 29- US Open, Day Two. Party and awards at Koehler's in the evening.

Sunday, June 30-

AM: Demos, press coverage, hands-on seminars, open throwing.

Afternoon/evening: **All Star Invitational Head-To-Head Night Tournament.**

The biggest head to head showdown in the history of the sport! Prize Money, Fame and Fortune will greet the winner of this first National Head To Head shoot out!

PS- don't forget that the following week is a short work week with July 4th falling on that Thursday. Some folks might want to make a vacation out of it.

Contact John Koehler at 804-437-1085 for further details.

Spring Issue To Be Back On Track

Deadline Date for the Spring Issue is March 1. As it is already nearly full, please RUSH any information for MHR before that date!!

PHOTO SPECIAL: Up And Coming Boomerang Throwers... Heading Toward The 21st Century



Photos: Above- **Gary Broadbent, Jr** and **Chris Barrett** hang out at the Delaware, OH tournament, waiting for their day to shine with the big boys.

Right- **Derrek DeVries**, of Michigan, along with friend **Steve Collins** (not pictured) are turning heads in the midwest.

Far Right- **Jonathan Ohms**, **Angela's** little brother, has picked up some pointers from Bro-in-law **Chicago Bob** and here prepares for Doubling in the St Louis windfest.



Continued on pg 16

LETTERS

"The true essence of communication!"

Kudos To Tony Brazelton

Tony Brazelton has been doing some fantastic work promoting the USBA and boomerangs on the World Wide Web on the internet. If you haven't visited yet, here's what some people are saying:

Dear Sir,

Please find enclosed check for \$15 for my annual membership dues. I have been enthusiastically making boomerangs for about a month. The other day I thought I would try a search on the internet using the word "boomerang." To my surprise, I found a lot of useful information including the USBA home page. Keep up the good work.

Tom Ritchey
Chester Springs, PA

The USBA homepage is at url: <http://soma.npa.uluc.edu/labs>

Not So Lonely In NM

ed note: Steve Sanders, the USBA's sole member in New Mexico, wrote into MHR last issue seeking boom companionship! He not only found it, he went to the Pheonix tourney and has gotten seriously caught up in the sport! He wrote an article on his virgin boom tourney experience (see page 8)

Dear Gregg,

I've finally connected with a couple of people locally who are into booms, actually a "couple", Laurence Montgomery and Linda English, who make really beautiful art booms with abo-derived designs. Have you run across them or their booms? I bought one of their "Refrain" models this weekend, a small modified hook made of 6 mm Birch; incredibly beautiful finish, but seemed a bit on the heavy side. Wasn't sure how well it would fly, but turns out it's a real sweet 'rang, a true joy to throw.

I'm going to encourage them to advertise in MHR, maybe get with Rich Harris to carry their booms. They make some really large models, up to 1 meter across, with stunning artwork, sell at around \$300 to \$350 apiece; Laurence says they fly well. Hope to find out tomorrow, as we're scheduled to get together for our first throwing session tomorrow. They've apparently invited some of their local customers as well as the owner of the gallery who carries their booms.

We are planning our first official event, "The Sandia Boomerang Fling," on Thanksgiving weekend. Not a tournament really, just an informal demonstration and throwing session to introduce the public and media to boomerangs.

A couple of questions: We're looking at reserving a field at the University, and they want us to have insurance, in addition to paying a

fee for use of the field. I'd like to know if this is a common situation (re: insurance) for yourself and others who organize boom events. Do you commonly buy insurance for each event you stage? Is it common practice to reserve a field, or do you just pick a park and show up?

We've also talked with city parks & rec. about reserving a park, and the woman in charge went off on a tangent about boomerangs being "dangerous instruments" and not allowed in city parks, etc, etc.! Said they are just as dangerous as driving golf balls, and therefore not allowed. Have you run into this problem? How did you resolve it? Also, the guy at the Univ. asked if we were a chartered club under a national organization, suggested such an org. might provide some sort of insurance umbrella for chartered clubs. I posed this question to you before, but didn't hear back from you. Can we be chartered as an official USBA club? Any insurance protection there?

If you can get back to me soon, I'd appreciate it, as we need to get this "Boomerang Fling" on track. Thanx!

Steve Sanders
Sandia Boomerang Club
Albuquerque, NM

Steve,

The USBA dose indeed provide insurance, as well as a tournament director's package with info on holding events and proper safety and signs for posting around the throwing area. The TD packet is available to anyone interested in hosting a toss and the insurance is available through Betsy Miale-Gix for \$80 per event. If you have a weekend-long event, its still just \$80.

-Ed

Builder's Squares Don't Line Up

I received my issue yesterday December 6th. Is there a date line you have to cross to get to Florida. Here in Minnesota, November 14th was a Tuesday. I really don't care how long it takes, just so I keep getting it.

The only problem I have found with the magazine is in the Builders Square section. All the plans say to increase to 1 inch squares, but the squares are not of uniform size, so when I enlarge the plans, not all the squares were 1 inch.

In this issue, the Ola Wahlberg V was real close, but on the TRi-fly, some of the squares were 1" while others were 7/8". Is there some way to fix this problem?

Thanks
Gary Salsman

Big Gel Fans

Please renew my membership in USBA. I also want everyone to know how much help Michael Gel Girvin and his helpers have helped myself and my Grandsons (3) and several friends I have taken to Oakland classes. They are always ready to help and give pointers. I hope Gel's back is in good shape by now.

Thanks,

Jerry Sibley
Sacramento, CA

Boom plans

I made the Challenger 1 (Volker Berens) from the plan on the www site <http://boomplans.montesquieu.u-bordeaux.fr:81/>

It has a really interesting flight pattern. If thrown with some layover, it climbs then dips and then climbs again with a good hover at the end. Thrown with no layover it returns without any climb, very strange. I'd recommend it.

Peter Giblin
peter@paddy.demon.co.uk
pg5@student.open.ac.uk

What's In A Name?

ed note: A new group of German throwers announced recently that they have formed an, as yet, unnamed club in Muenster, Germany. They informed us that they are an informal group just trying to have fun. You can contact this new club on the internet at:

harmsr@uni-muenster.de
Joey Arthur has some advice for anyone forming a new club:

The first thing you need to do is come up with a name for your club. A well-chosen name gives you credibility and status in the international community. Your club name should look good on tee-shirts and stand tall when displayed in competition. Others should look at your club and think "Man, whatta great name!" (If the United Nations starts handing out grant money you want something that looks official on a letterhead, too.)

Good luck and keep those booms flying

Joey Arthur
Chairman and Grand Woolly Yak
Alt. Alien 'Rang Floggers
Western Missouri (USA) Chapter

USBA rules change

I like a lot of John Koehler's idea's for the rules changes. Here is one other that Gary Broadbent and I were discussing. We propose to totally drop the current ratings system and replace it with a way to tally how many wins and losses you have over the entire season. This eliminates the question of weather factor in the ratings. The thrower that has the best overall percentage at the end of the year is rated number one in that event. This is extremely simple to program into a computer to do the ratings automatically. Any comments???

Steven J. Cook
Internet

Another Boom plan

Has anyone seen the Jan 1996 issue of Popular Woodworking? There is a plan for an 8 point Christmas Star boomerang in it. It's made from 5 ply 1/4" and some good throwing instructions were included. Wouldn't it be great to make these and all of us get out on Christmas Day and give them a toss to celebrate? We could all report in and wish all a Merry Christmas over the net. Sounds like fun to me.

Dave Hendricks@BVD'Rangs.....My boomerang will return and so will Jesus!!!!

Purists

I Myself personally believe that there is nothing worse than a boomerang made from plywood, being Aboriginal I believe that nothing is better than the real thing.

Tom
Internet

Dear Tom,

I think you're probably correct about aesthetics. Most boom chuckers I know are competitors. And most of them have at least one hardwood hunting stick or returning boomerang. But for the types of games made up for competition, crafters discovered, first plywood, and later plastics and phenolics, and other materials were more functional. Anyway, I think most would agree that hardwood rangs are the mothers of the whole thing, and would probably agree that they are far more aesthetically pleasing... That is, until you've seen one of Gel's hand paint jobs! Now on into the future

-ed

Spinback On Track

One of the questions in the last MHR asked about throwing the Spinback 44 (and the cousin model, the something-or-other 55). Mine come back quite easily, although perfect, repeated flights are a little tricky. Mine requires a fairly open (45 degrees) wrist, a medium throw, tilted maybe 20 degrees above the horizon (slightly upwards). I find it tends to hover or turn almost too well, thus requiring the more open wrist throw. This takes a lot of "turn" out of the throw, and it flutters around a lot less at the end of the throw. I prefer the accuracy of my Aussie round distance wood models to these, but they are not that bad.

Fred Malmberg

Toss Along With Us!

Hey, Gregg:

Thought I'd let you know that our club is planning to join in the fun of the annual Toss Across America in May (?) I gather the USBA likes to know in advance who will be participating.

I don't recall seeing a date for this in MHR, but figure we'll have our event on the same day as everyone else. I don't think we'll be doing any sort of tourney event on this one, just a fun throw / public demo; maybe a couple of comp. events thrown in for fun, and to show folks what comp. is all about.

Let me know what the actual date is, and I'll get back to you to confirm the date of our Toss.

Sandia Boomerang Club
Steve Sanders
1411 Rio Grande, NW
Albuquerque, NM 87104
505-768-0537
email: ccc27@nmia.com

Dear Steve,

The Toss date is May 18. Contact Betsy Mi-

ale Gix for all details at 206-485-1672.

-ed

Hey Gregg,

My son Keith wanted to talk with one of the "famous" boomerang players, so it's a good excuse to send you a note.

I've heard discussion about a possible tourney in Phoenix in March, and Keith is interested in maybe going out with me if it happens. Any new developments there?

Supposedly, the Phoenix event is supposed to be some sort of send-off for the US Team before you leave for New Zealand.

Since we've started our club here in Albuquerque, Keith has finally gotten into booms; before, he never wanted to go throw with me, said booms were boring. Now he wants to go throw all the time, especially since he got a couple of new booms for his B-day and Xmas. (Watch out, Adam Ruhf!) Also because he can see that it's not just his nutty dad who's addicted to booms. There's more boom nuts than we thought! Ok well here's Keith:

Hi. My name is Keith, another boom fanatic. I'm 13 years old since last December. I watched some video on some news reports, tournaments, and etc. that the boomerang man put together. I saw video of you and your brother throwing and catching. You guy's sure are good. Hope to see you in March if there's a tournament.

And here's Steve again. Keith ordered a couple of booms from Chet, the Island Omega and the Mantis. He's just itching so bad to get his hands on those booms. I've had my eye on that Mantis for a while, myself.

That's it for now.

Steve and Keith Sanders

Hey Steve and Keith,

Its good to hear we've got some new blood coming into the sport! I assume since you're looking for a "famous" boomeranger to talk to, you'd prefer one of the high profile guys like my brother Chet, or Gary Broadbent or Chicago Bob. Since those guys always seem too busy for interviews, I guess I'll have to do! (just kidding) Well, here's the word on the Phoenix tourney: It was set up, as you heard, to send off the teams to NZ and get their competitive juices pumping. As it turns out, no sponsorship has come through and everyone is pocketing the trip themselves, so a Phoenix layover is now a more and more distant prospect. and the tourney has been called off. Mark always hosts a Fall tournament in the desert, and as soon as he announces his date, we'll get the word out. So, I'm sorry we'll miss you in March, but I hope we'll see you this summer sometime!

-ed

Disappointed

I was really disappointed in your reporting of the Open Division for Nationals. (Issue 62, Pg 13.)

You reference the rated portion. I assume you mean that Steve had more points in the

Sport scoring than I did. OK, fine. That is how the Open division was scored at the first Tournament of the midwest, ie Gary's tournament. I called Chet and asked that the board decide once and for all if this is the way Open is to be scored or will the Open division have a separate score sheet including how everyone scored in every event whether or not they got Sport points. From then on, all the tournaments had a separate score sheet for Open.

The trophies were awarded. The results were announced. There was a separate score sheet. Either that was as per the USBA decision or it wasn't. If it was wrong then the secretary should have gone to the board and reported the error and the poor guy who thought he had won should have been notified, and it should have been straightened out. If the announced results were according to the USBA decision, the secretary should have checked on the USBA's policy and kept his editorial opinion to himself. If you disagree with a seater score sheet, then get the board to change the policy.

Your cavalier treatment is another indication that the USBA can not get it's act together and actually go forward and improve the sport. You may think that I am just saying this because I am personally involved. It certainly got my attention because I am involved, but I would say it if I wasn't. Your treatment also clearly shows that you do not take the Open division seriously. What a shame.

Before Open division, I went to a tournament knowing I had no chance in Trick Catch, Doubling, or MTA. I had a mediocre chance to get any (Sport) points in only three events; Aussie, Accuracy, Endurance, and in an incredibly lucky situation fast catch. I could totally blow away my 3 poor events. I could sit them out or do them blindfolded. I had no reason to practice, no reason to try. With Open division, even these three events matter. Making those catches in trick catch could mean a trophy. Open division made the sport for me something like it may be for you. Sorry you don't take that seriously. It could help the sport if it is taken seriously.

Norm Kern
Birmingham, MI

Dear Norm,

Your point is well taken. When a friend of the fellow who took second to you pointed out to me that his friend had actually beaten you in the "Sport" category, yet somehow finished second in the "Open" division, I found it interesting news and pointed out the irony of the situation. I did not check the policy which had rightly awarded you the trophy. Had I checked, however, I STILL would have mentioned the situation because of its strange and interesting twist.

I think you mistook my sarcasm toward the USBA's speed of policy clarification as sarcasm toward Open Class competitors in general. Your own eloquent explanation of the need for the Open Division stands alone as justification for that Class in my opinion. Thanks for the letter and for keeping me straight!

-ed

Ask The Experts

Hey, Doc

I have a couple questions about throwing style and proper "technique." I have only been into boomerangs for a month or two, so I am still in the "boy does my shoulder hurt" phase (it does end, right?) Anyway, the questions are all sort of related:

When you throw, does most of the forward energy come from your shoulder, or from your triceps? I notice that when I throw right handed, I have a tendency to keep my elbow out and to bring my hand almost directly behind my head, so that the boomerang is perpendicular to its eventual flight path. The soreness in my arm seems to be isolated to some forearm muscles (either pinching or wrist flicking) and upper arm muscles that seem to do the work of lifting my shoulder/arm. No tricep(?) soreness though. When I throw with my left hand, I keep my elbow closer to my body, so that is almost in line with the release path of the boomerang. When I throw, I lift my left elbow up, rather than swinging it out and around like I do right handed, and more of the forward throw force seems to come from my tricep.

I have also been noticing that a muscle near the inside of my elbow is getting sore and it seems to be the one that stops my forearm swing. What does proper follow through look like? Do I snap my wrist and halt the swing of my arm, or should I let my arm keep swinging down?

Thanks!

Doug Philips
Doug_Philips@transarc.com

Dear Doug,

Gee, you touched on a lot of bases for someone only throwing a few months!

The shoulder pain is most likely an overuse syndrome, as you surmised. The question you raise concerning where the energy arises is a little trickier than you might guess. All throwing motion sports rely on something called a kinetic chain. Think of a whip; it can not function if all parts do not relay their power, in turn, to the next part of the whip. The power in a throw comes from either a short run-up, or, at the very least, in a short stepping motion. Immediately upon completion of the final step, the hips turn quickly in a counter-clockwise direction (RH thrower, viewed from above). When they reach their limit of motion, the shoulders are now forcefully started in a likewise rotation (having been stretched fully by the hip turn). At the end of the shoulder turn, the elbow is pointing forward, still mostly cocked (and pre-stretched by the shoulder turn). It then releases forward, and at the end of the elbow motion, the hand release occurs. Pretty amazing, huh?

The point is, that if you do not utilize the power in, say, the hip turn, or the step, or the

Dr. Fred Malmberg On Proper Release

shoulder rotation, nothing that follows can be of maximum power. There may never be a wheelchair athlete who holds the Overall World Record in the Fast Catch event; they can generate little or no power before the shoulder turn. As an aside, "Gel" has perhaps the most fluid full kinetic chain I have observed; his MTA throws are quite interesting to watch. He gets full power out of his fairly slender frame, and may be someone to




Michael "Gel" Girvin, the "Master"

pattern your own throws after.

In my opinion, the elbow should be back further, almost behind the head in a full throw. The boom elbow should be pointing toward the back of your left shoulder (RH thrower) in the cocked position, if you hold the lift arm.

The forearm pain is likely from attempting to either halt suddenly the progression of the boom arm you are holding, or even to whip your forearm backwards suddenly at the end




Gregg Snouffer, at the moment of release, leans left to keep the boom vertical without having to throw high overarm.

of the throw. Which way does the arm of your boom go immediately after it leaves your hand? Well, since the front of the boom (at the moment of release) is spinning downward, the back (where your hand is) must be going upward. The natural tendency is to try to lift it, or to at least give the boom a pivot point, or fulcrum, off of which to rotate.

Have someone watch your throwing motion, either a good thrower, or someone with good eyes. One can usually see an attempt to halt the throwing motion, or definitely see a whip-like action. The funny thing is, I have tried throwing like a baseball; no fulcrum action at all, with a forward follow through. It amazed me to see that there is no difference in the flight of the boom. This fulcrum action gives a better feel to the throw and may be tearing up your elbow. You probably found out that extra spin stabilizes a boom in flight, and you are throwing in a manner that you think gives the boom more spin. But forward follow



Left: David Barrett and Right, Norm Kern. "Elbows"



John Gorski follows through after release

Opinion Corner

Of Guinness and Gorski's Incredible MTA Flight:

World Record, Or 'The Big One That Got Away?'

Recently, a discussion took place over the Internet on the status of John Gorski's 1993 MTA toss of over 17 minutes (see MHR #56, Fall 1993) Why was the time not listed in The Guinness Book Of World Records?

According to International protocol, in order to count for a world record, a score must be obtained in competition, to ensure proper timing procedures. In John's case, the throw was performed the day after the Delaware tournament for fun, and a clock was not started until after nearly a minute of flight had passed... Though witnessed by several on the field, it was clearly not a world record, yet couldn't the feat be registered in The Book and exploited for the sport's benefit? (Imagine the interest generated when someone hear's

"One of those things was up for over 17 minutes!") Following is some of the feedback this discussion generated.

John Koehler 1993 World Champion

I think that the man threw a boomerang for over 17 MINUTES and caught it close to where he threw it. It will probably not be repeated anytime soon. The concept of only allowing world records during a tournament is basically sound, the idea being that this will assure proper timing and rule out possible cheating.

But Gorski had a huge crowd and he was timed. I would submit it to Guinness as the longest non-competitive sustained boomerang throw with catch.

I think this is the righteous thing to do. I think it could only help us vis a vis PR and inclusion in world press. 17 dag gone minutes will make people stop. We should make use of this thing, not sit back and sound like a bunch of sissy legalists with their heads up their butts.

PS- we must think beyond what is allowed,

past the common ground, ahead of the rest, outdistance the pack and do what is not supposed to be done.

Jim Jordan Former USBA President

In regard to John Kohler's opinion on whether or not John's Gorski's 17 minute MTA throw should be printed in the GUINNESS Book of Records, I submit the following questions:

1. What are the GUINNESS criteria? If all they need is "proper" witnessing and measurement, then they may accept John Gorski's 17 minute throw and catch as fit to print.

2. GUINNESS certainly includes records of all sorts of achievements which are not an organized sport. However, if the sport is organized, do they also include records outside of the official sport events?

3. Was the exact time of John's throw recorded or did someone just turn on a watch after the throw?

If GUINNESS is satisfied, then I know of no reason why John Gorski's throw and catch should not be recorded.

USBA INFORMATION

The USBA is a non-profit organization whose goal is to promote the art, craft, sport and poetry of boomerangs through events, competitions, and information distributed through the quarterly newsletter, Many Happy Returns. Your input is welcome and you can contact the USBA by writing to:

U.S. Boomerang Association
P.O. Box 182
Delaware, OH 43015

Phone or Fax: (614) 363-4414

E-mail:

75574.2346@compuserve.com

Internet:

<http://ux1.cso.uiuc.edu/~brazelto/USBAinfo.html>

Comments on newsletter content, and submissions for inclusion, including articles, photos, cartoons and designs are accepted. Editorial content is also encouraged, but the editor reserves the right to edit and inclusion is not guaranteed.

Missing Issues of MHR should be

USBA BOARD OF DIRECTORS

President

Chet Snouffer (614) 363-8332

Vice-President

Mark Weary (602)759-3973

Treasurer

Gerry Gix (503) 672-8117

Secretary

Gregg Snouffer: (614)-363-4414

Directors

Bob Leifeld (618) 282-6854

Mike Dickson (216) 499-9848

Jim Schramm (314) 607-0051

Betsy Miale-Gix (206) 485-1672

USBA MEMBERSHIP INFORMATION

All membership dues should be paid by check or money order in \$USD\$. Make checks payable to: USBA.

Domestic and Canadian annual membership dues are \$15 per year. A domestic lifetime membership is \$225. Annual overseas dues are \$20. A lifetime overseas membership is \$350.

Check your newsletter label for expiration issue. Membership status questions should be directed to **Gregg Snouffer**

Many Happy Returns

Circulation: 400 Worldwide.

Published by the:

U. S. Boomerang Association
P.O. Box 182
Delaware, OH 43015

Mechanical Measurements:

Image area: 9.5" deep by 7.5" wide; 3 columns to a page;
width of a single column: 2.25"

Advertising Rates:

Full Page	\$100
2 Columns	\$ 75
1/2 Page	\$ 60
1 Column	\$ 50
Per Column inch	\$ 5

10% discount for 4 consecutive issues. All advertisements must be pre-paid in USD by check or M. O. to USBA. Camera-ready copy preferred. The editor reserves the right to refuse any advertisement or cancel a contract without reason. The deadline for all advertisements is March 1, June 1, September 1 and December 1 for the Spring, Summer, Fall and Winter issues respectively. All advertisements should be mailed to USBA.

Membership Application

Copy this page and carry extra copies of this sheet in your boomerang bag to hand out.

Check: New Renewal

name

address

address

city/state/zip or country

phone number (optional)

New Member or Renewal?

USBA member sponsor's name

New members and renewals: Send the completed coupon (or copy) and \$15 (\$20 overseas) check or M. O. to:

USBA membership
P. O. Box 182
Delaware, OH 43015

A Tale Of Two Tournies

Two first time boomerang competitors hit the road to discover the joy of boomeranging. Two different newcomers, two different tournaments, and two entirely different stories emerge. Are boomerangs the new age answer for a pure sports fix, or the sport of the damned?

Hot Time In Phoenix!

I recently attended my very first tournament in Phoenix, Oct. 6-7, after 3 1/2 years of throwing in total isolation (VERY few throwers in Albuquerque). So, I thought it might be interesting to get a perspective on a tourney from a first-timer. What I can tell you is that it's very well worth the time and effort to attend a tournament. Not only incredibly nice just to get together with a bunch of other throwers who are as fanatic about booms (or more so - just check out Gel or Steve Kavanaugh) as I am; also an incredibly enlightening experience to see how far the sport has been developed, the incredible level of competitive skill on the tournament circuit, learning SO much more about throwing & tuning techniques, all the different events, new types of booms to try out (I'd never thrown an MTA before; what a total blast!! I even took a third place in MTA), and overall just a

"Its very well worth the time and effort to attend a tournament.... I'd encourage anyone who has been debating... to go, even if you don't think you'll do well in competition."

-Steve Sanders

much larger picture of what the sport is all about, and what boomerangs and boomerangers are capable of. I'd encourage anyone who has been debating about attending a tournament to go... even if you don't think you'll do well in competition.

For my part, I'm definitely more into the idea of competing. Before the tourney, I'd bought one of Jim Mayfield's Fast Catch booms and tried it out over half a dozen sessions; WAY challenging, and a bit scary. I picked up some good tips at the tourney, borrowed one of Don Monroe's lighter-weight Darnell Tri-Fly FC booms for the event (thanks, Don!) and gained some confidence in throwing and catching FC's. Since getting back, I've been practicing a lot with my Mayfield FC, which is a little more intimidating to catch than the Tri-Fly (not as easy on the hands), but I seem to be really getting into a groove with it. Even threw and caught 16 in a row without dropping yesterday. My son timed one FC session at 28.69 seconds, which I consider pretty good for my level of experience. Fast Catch is still challenging, but I really like the challenge of it, and it's starting to be tons of fun!

Trick catch and doubling were real eye-openers to me also, and I've been working a bit on this event. Behind the back is coming along, but under the leg still eludes me; seems way difficult. By the way, I'd appreciate any tips on the throw for Trick Catch booms. That very high release angle, combined with the vertical throw, seems very hard on the arm, shoulder, and particularly the elbow. This throw does NOT feel natural, and I feel like I'm damaging my arm when I throw; it hurts!! Any suggestions? (I think maybe I need a lighter weight TC boom; I'm throwing one of Darnell's unmodified Tri-Fly's, nylon, and it's a bit on the heavy side, I think).

So... the long and the short of it is, for those boom tournament virgins out there, my advice is, just go! You'll learn a lot, and you'll come back even more excited about boomerangs than before. I'm now hooking up with a few local throwers and I'm

On The Outside Looking In

I attended my first boomerang tournament on Oct 14th in Emmaus, P.A with the intention of meeting and chatting with other boomers. I wanted to ask questions and learn more about what booms are used, how they are thrown and how experienced boomers handled winds. (Only 3 out of 13 boom manufacturers listed in MHR responded to letters that I sent them so i've never felt especially welcome.<shrug>)

The tournament was a VERY NEGATIVE EXPERIENCE. The weather was a disaster, alternating between light and heavy rain and gusting wind the entire time.

I had just introduced myself to a couple of throwers and actually was permitted to throw one's boom when I was "drafted" by the tournament director to paint all the circles upon the field...yes ALL of them, using a rolling wheeled machine that is rolled backward while pulling hard against a rope and squeezing a trigger. This proved to be quite physically demanding and took nearly two hours. Imagine, three 20 meter circles, a 30, a 40, a 50, and all the short ones.(and told to walk backwards

"The tournament was a very negative experience. I had just introduced myself to a couple of throwers... when I was 'drafted' ... to paint all of the circles upon the field."

-Mike Chelluchi

no less!) When I finally finished my legs and back felt like jelly so I sat on a bench in the rain and tried to rest up while the MTA event began.

Although the tournament director was doing everything possible under the circumstances there should have been prearranged local help and assistants and some evidence of...gasp...PLANNING!?! It seems that tournament Preparations should be taken care of by the local throwers and friends, NOT folks who travel to the tournament to ENJOY it. The HOST should then be able to make the experience fun and interesting for ALL. (I would have liked to have had a conversation with Barnaby Ruhe since I know him to be an expert but we never had an actual exchange of more than one sentence at a time.<sigh>.)

Oh, back to the story.... It was now too late to chat with throwers, ask questions or examine their booms since the official throwing had begun. (I introduced myself to a few more throwers inbetween their throws and all seemed to be nice individuals but they were now busy and it would be rude for me to interrupt them for more than a moment.)

The MTA event lasted for about an hour and a half but it was not in any way interesting to me, a spectator, since this event is quite frankly weird and involves NON-returning boomerangs.(STICKS!) Watching people HURL their boom into the sky and see how long it stays UP does not teach me a darn thing and it wasted all of the remaining daylight and mildest weather. There is no logical reason to run this long, time consuming, non-boomerang event at the BEGINNING of a tournament.

Finally after several delays while long discussions were held about whether the tournament should be postponed till the next day, the second event began under the lights. This was the "Aussie" which I eagerly awaited. NOW I might LEARN something! Alas, it was not to be for about 5 minutes later after just a few throws the lights went off, rain POURED down, winds gusted to 50-60 mph and everyone fled to their cars. After about a half hour the storm weakened to a drizzle, the lights were turned back on and folks began collecting around the field again. However some folks began leaving and the tournament was postponed despite several people stating that they could not stay for the next day but had to leave.

Although the wind and rain was again tolerable, it was decided that competition would be held early the next morning 6-7 am, combining all of Saturday's events with the scheduled Sunday head-to-head tourna-

BOOMERS' E-MAIL ADDRESSES

VERSION 3.07; 9/2/95 compiled by PDS

Kelly Andretti.....andretti@u.washington.edu
Joe Arthur.....Joe.Arthur@Twisternet.com
Ted Bailey.....tbailey@mem.po.com
Gerhard Bertling.....100706.2710@compuserve.com
Ralph Bonheim.....72020.1046@compuserve.com
Andy Bourney.....73204.2172@compuserve.com
Boomerang Man.....BMANRICH@AOL.COM
Billy Brazelton.....VSSA57B@prodigy.com
Mike Chelucci.....71271.2323@compuserve.com
Steve Collins.....Kumba2@AOL.com
Steve Conaway (abo. Steve).....abosteve@vcnet.com
Steve Cooke.....INTERNET:sjcook@mailbox.syr.edu
* Greg Corum.....SBT@aol.com
Ken Farr.....76514.1342@compuserve.com
* Max Froumentin.....froument@lfl.fr
Masaaki Fujimoto.....yok1mxf@yok10.med.navy.mil
* Hubert Fulon (Belgium).....73324.344@compuserve.com
John Gibney (Australia).....gibney@werple.mira.net.au
David Hendricks (bvd rangs).....bvdrangs@enter.net
Dean Kelly.....DEAN.A.KELLY@STATE.OR.GOV
Tom Langland.....tlangland@lnl.gov
Linda Maultsby.....lindam@acpub.duke.edu
* Harry Pietlä.....hpietla@oj287.astro.utu.fi
Eric Promislow.....emp@exoterica.com
Mike Roedelbronn.....72722.3053@compuserve.com
Steve Sanders.....falco@mail.unm.edu
Tim Schallberger.....Tim_Schallberger@ccm.jf.intel.com
Michael Siems (Germany)-100350.1111@compuserve.com
David Silver.....72133.3725@compuserve.com
.....DavidA.Silver@excalibur.org
* # **USBA:** Gregg Snouffer...75574.2346@compuserve.com
Jim Sprague.....71601.2752@compuserve.com
Paul D. Sprague.....72470.1567@compuserve.com
Jonathan Tucker.....jonathan_a_tucker@capmac.org
Tom Tuckerman.....ttuckerman@mhnet.mhmc.org
* Earl Tutty.....EARL@LYNX.CO.NZ
VA Aviation Museum.....kleigh@freenet.vcu.edu
Andrew Watson.....andyw@insignia.co.uk
Mark Weary.....wildmann@ix.netcom.com

Also please visit **alt.boomerang** on the Newsgroup BB
* denotes boom club organizer
denotes boomerang manufacturer

Submit YOUR electronic address to Paul D. Sprague
Two Ems Inc., 782 Boston Post Rd., Madison CT 06443

Boomerang Web Sights:

BVD Boomerangs- <http://www.enter.net/~bvdrangs>
USBA- <http://uxl.cso.uiuc.edu/~brazelto/USBAinfo.html>



Phoenix... continued

working on getting a local club started. Who knows, maybe by springtime we'll see the first-ever tournament in Albuquerque!

In closing, special thanks to Mary Weary for organizing the tourney, to Gel for his generous advice, encouragement, and that fanatic boom spirit, to Don Monroe for his hospitality, and again to Gregg for encouraging me to go. Keep on booming!

Steve Sanders - Albuquerque, NM

OUTSIDE... continued

ment.(sigh) It seemed the tournament COULD have been salvaged if, during the storm period a FIRM decision was made and all the individuals within the nearby cars were notified that events would begin again as soon as the lights came back on. Instead, by NOT telling anyone anything and having those in charge constantly re-thinking the situation and waffling about to be or not to be, uncertainty and chaos

Are boomerang competitions designed to please ONLY the competitors themselves because there are no spectators, OR, are there no spectators because the tournaments have no appeal to novice throwers and non-throwers?

I heard that some of the throwers were going to gather at the tournament director's house as they prepared to depart but while that may be a pleasant gathering for many old boom friends, I, not knowing anyone, and being unable to discuss boomerangs at an expert level, would feel quite out of place.<sigh>. Even ignoring all the weather-related disaster, my vague worry that boomerang competition and tournaments are DESIGNED to interest and challenge ONLY long-time EXPERT throwers was confirmed. Everyone I asked had been throwing at least 8-10 years and all were using high-tech exotic material boomerangs or tri-winged booms which don't even resemble boomerangs in my eyes. The level of skill and amount of technobabble present among the throwers was overwhelming and extremely intimidating to me and i'm 40 years old with the confidence derived from much experience and success in previous sports. If a non-athletic or very young person began boomeranging and attended a boom tournament, sheesh! Imagine how it feels to be the ONLY beginner present among the entire group...the ONLY person among all the throwers who has difficulty catching a boomerang! I felt totally embarrassed.<blush>

Apparently not only do tournaments scare away novice throwers but I saw no evidence of INTERMEDIATE skilled folks either. It was a small group of very experienced experts totally immersed in the sport and designing contests to challenge themselves and their high-tech boomerang marvels. I read that one fellow has now designed a tri-wing boom that's so easy to catch that he caught 800+ in a row. Hmm...that sounds like a lot of.....fun, and a nice direction for the sport to take.<groan>

Can anyone else withIN the sport see how silly and unattractive this appears to me and how excess technology actually reduces the basic magic appeal of the boomerang to the non-throwing public? Are boomerang competitions designed to please ONLY the competitors themselves because there are no spectators, OR, are there no spectators because the tournaments have no appeal to novice throwers and non-throwers?

Of the half dozen throwers I spoke with I liked them all. My unpleasant experience was caused by the unfriendly atmosphere that the design and operation of the tournament itself generated and being the only novice present among busy competitors. As I made the long drive home the wind and rain continued and I remained chilled long after the car warmed and my clothes dried. It's cold being on the outside.

Michael Chelucci -novice, dissapointed, intimidated, boomeranger.

Making Throw Sticks Behave

by Norm Kern

If the throw stick had never been developed, it seems quite unlikely that the boomerang would ever have been developed. I believe the first boomerangs were probably defective throw sticks. Even though throw sticks are probably the parents of the boomerang, very little is written about them. I have purchased or made 13 throw sticks. Like boomerangs, each seems to have its own personality, and they have their own set of aerodynamic behaviors, and challenges. I set out to make a few throw sticks which would work. Following is an account of this learning experience.

Since the throw stick was intended for hunting, the most desirable flight patterns would be straight, long, and nearly parallel to the ground. To increase the opportunity of striking the target, the plane of rotation near the target would need to be nearly parallel to the ground. It would also be necessary for the stick to retain significant radial velocity at the time of impact. Most animals would be alarmed by the scent of the hunter if approached from upwind, so the stick must be able to fly upwind or at least cross wind. It all seemed so simple until I tried to make a throw stick behave.

My first attempts were plagued by fatal flutter. To have the above listed properties the throw stick must spin in a plane with the flat surfaces basically parallel to the plane of rotation. When a throw stick flutters, it twists somehow along its long axis, and the flat surfaces are no longer parallel to the plane of rotation. Once the flat surfaces are exposed to the oncoming air, the throw stick quickly loses its spin, and drops to the ground.

The other type of throw stick misbehavior is soaring, and/or veering. At the end of the flight, such throw sticks curve off the straight path. For right handed throwers, the throw stick veers to the right. The throw stick may also gain altitude at the end of the flight. A variation on the soaring theme, is the throw stick which likes to gain altitude from the moment of release, and does not come close to the ground until it has lost almost all forward momentum, and so hovers down.

Figure A shows outlines of four throw sticks. I call them the Club, the Large Banana, the Small Banana, and the Hopi stick. I made all four from half inch 9 ply plywood. You should be able to obtain such wood from lumber yards or cabinet makers. I throw the Club, and the Large Banana with two hands, basically parallel to the ground, much like swinging a baseball bat. I throw the Small Banana and the Hopi stick one handed and launch with about 45 degrees of layover.

Air Foils

When I began to make throw sticks, I read what I could and the common wisdom said the cross section should be that of a lens. The first throw stick I purchased had the lens cross section. Please see the cross section diagram (Fig B). The lens cross section has B

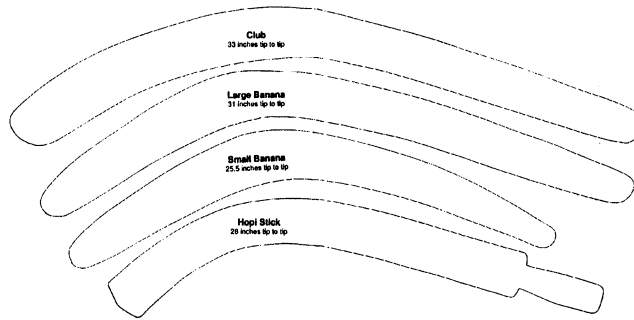
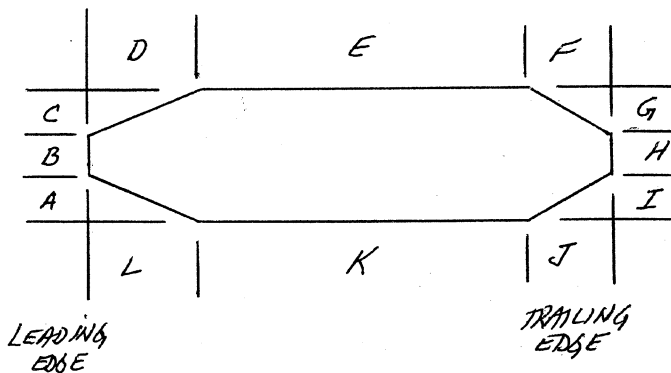


Fig. A

and H equal to zero, C roughly equal to A, and D roughly equal to L, and likewise G equal to I, and F equal to J. This is how I made my first three throw sticks. All of them had "fatal flutter". Every throw was plagued by flutter, and there were no stable flights. My first success came on the Small Banana when I made C larger than A, and D larger than L. I also at the same time made I larger than G and J larger than F. (B, and H were zero.) This unequal lens made the Small Banana very stable, and enabled it to fly about 60 meters. It tends to soar and come down after a long arching throw. Hitting anything with it would be far more luck than skill but it had respectable distance and no flutter. Using the unequal lens on the other two throw sticks did not cure the flutter.

Upon discussing the flutter syndrome with Gary Broadbent, he showed me a very blunt airfoil with A much smaller than C, and I much smaller than G, and D, L, F, and J all very small. (B and H were basically zero.) I tried this approach on the Club. See the current leading edges in the diagram of the Club. Both the leading and trailing edges were like the current leading edges, which are quite similar to the leading edges of a normal returning boomerang. This provided a very stable flight but my intuition said that the blunt trailing edges must be creating drag which must be shortening the flight. I then increased F to decrease the drag. The effect was to cause the Club to soar and veer to the right at the

Fig B



end of flight. I lengthened the flight time, but it was certainly now a poor hunting device. I believed that the next change would have to reduce lift, so I increased I and J to the current shape. This cured the soaring and veering, and the Club had a nice level flight again. I tried this air foil on other throw sticks and reduced their flutter.

I have four other throw sticks which have gone through similar changes with similar results. From these experiences I concluded:

1. On airfoils where B, and H equal zero, as you increase A and L (commonly called undercut), you will induce instability, and cause "flutter". The more C exceeds A, the more stable the throw stick will fly.
2. As you increase F, you will increase soaring and veering.
3. As you increase I and J, you will decrease soaring and keep the throw stick close to the ground in flight.
4. As you increase D, you decrease drag, maintain spin, and lengthen flight times and distance.

My first throw stick was made by Bob Foresi. I asked Bob to review these conclusions. He said on his current air foils he tries to "keep A and C equal, I equal to or slightly larger than G, and D greater than L and greater than F. I also keep E & K small, not so much at the center of the stick." Bob keeps B and H equal to zero. He said he agrees with the above airfoil principles with the possible exception of number 1.

Rick Tilford is another active throw stick maker. Rick favors a blunt lens. It has B and H equal to about 50% of the face of the air foil. A, C, G, and I equal about 25% of the face. The transitions are rounded. Likewise L, D, F, and J are each equal to about 20% of the cord. I tried the blunt lens on the Hopi stick and the Large Banana with excellent results. Neither stick flutters.

For all of the throw sticks I have made or purchased, the air foil shape is the same on both arms, of course taking into account which edge of an arm is the leading edge. I have not intentionally experimented with different shaped airfoils on the same throw stick.

Shape & Weight

After all of the above events, I had most of my throw sticks working without fatal flutter at least when thrown downwind. Some were not stable when thrown up wind. I had operational sticks with 4 different airfoils. I concluded there must be something about the basic shape and weight distribution of the various shapes which also affected flutter, etc. I measured seven dimensions of each of my sticks and tried to find the correlation to good flights. Following are the dimensions I found to be important. (Fig c)

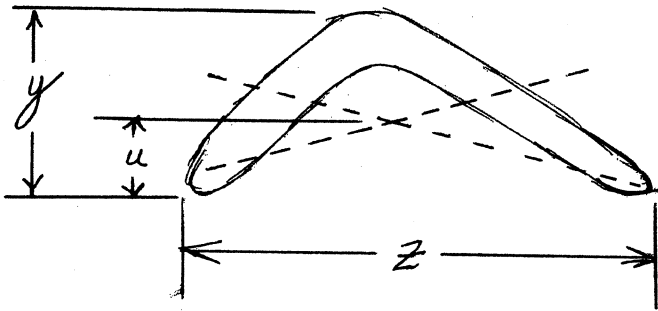


Fig C

Z = Length - The distance between the extremes of the tips.
 Y = "Height" - I placed the tips of the throw stick on the bench and used a carpenter's square to measure the highest point on the elbow region. U = "Height" of the center of mass. I taped one end of a string to one of the tips. I let the throw stick hang from my fingers at the point the string was attached. The other end of the string was weighted so it hung straight down. I taped the other end of the string to the other end of the throw stick at the point it naturally crossed the stick. I repeated the process with another string with the other end of the throw stick on top. The center of mass and rotation is at the point the strings cross. I put the throw stick on the bench again, as before, and used the square to measure the "height" of the center of mass.
 Weight = weight in ounces.

The sticks were made of a variety of materials, and were of significantly different sizes, so I could not just study the raw dimensions. I calculated ratios of these critical dimensions. Bob Foresi had indicated that the angle of the arms would be important. He believed that the lower (or more accute) the angle was, the more stable the throw stick would be. Since many throw sticks have one or both arms quite curved, I could not determine a satisfactory means to measure actual angle. The ratio of "Height" to Length relates to the angle. The higher this ratio is, the lower (or more accute) the angle will be. Based on my stick collection, the other critical ratio seemed to be weight to length. The throw sticks which weighed more per inch of length were more stable. This seemed reasonable. The wood used by the aboriginal peoples of Australia are heavier than the plywood I was using.

There was only one problem with these conclusions. One of the most stable sticks (Bob Foseri's) was the lightest and had the

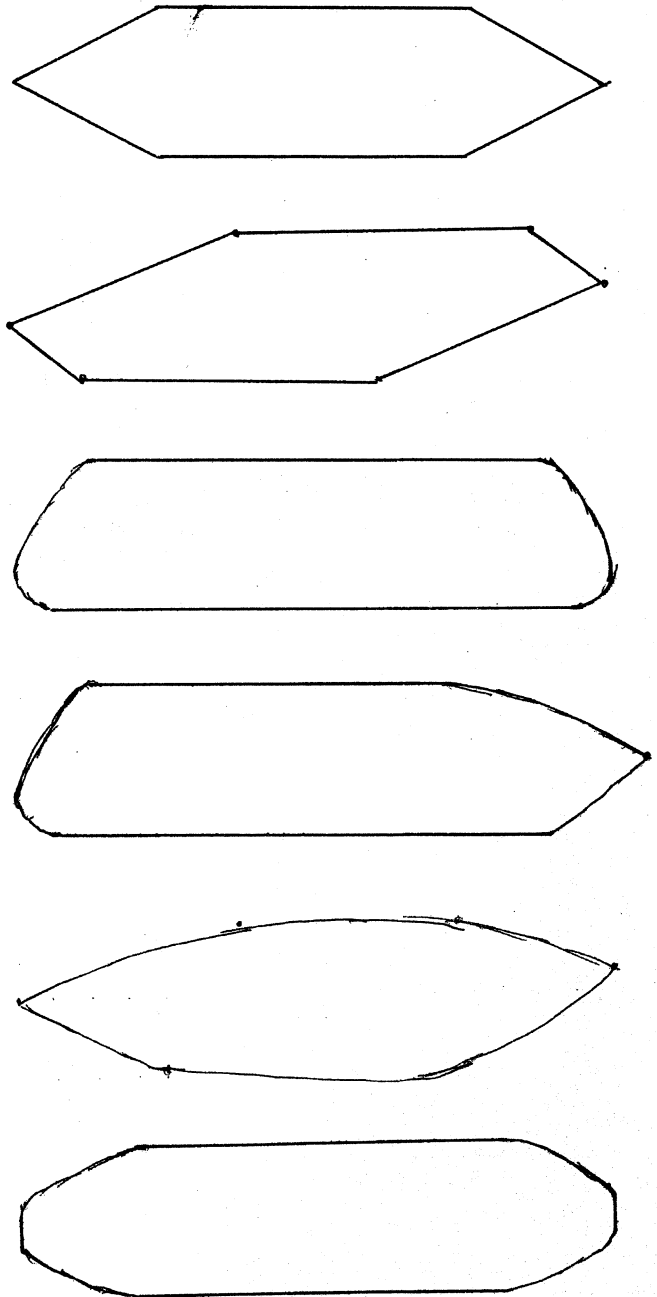
largest angle (as indicated by the ratio of Height to Length). It seemed there must be something else. This stick had the "highest" center of mass as indicated by the ratio of Height of center of mass to Height. This observation took me back out to the field to experiment. To "pull the center of mass up", I added lead tape to the elbow region near the balance point of the throw sticks which tended to flutter. They became more stable. To "push the center of mass down", I added weight to the tips of stable fliers. They tended to flutter more when thrown upwind, but had less soaring and veering when thrown downwind. I believe that a good compromise can be reached for any given throw stick.

If you are trying to re-

I am curious to learn if any other readers have found these principles to be true. I am also interested in learning any other (even contradictory) principles which you may have learned by your experience or research.

Norm Kern
 1640 Haynes
 Birmingham MI, 48009
 (810) 645-9308

Below: Airfoils (Top to bottom):
 Lens, Unequal Lens, Blunt (Broadbent), Lower Drag Blunt, Foresi Lens, Blunt Lens (Tilford)



fine a design, you can vary the actual shape.

To decrease soaring and veering lower the center of mass - weight the tips, narrow the cord of the elbow region, widen the tips, or make a more shallow (geometrically larger) angle. You could use any or all of these approaches in combination.

To cure flutter raise the center of mass- weight the elbow region, narrow the tips, widen the cord in the elbow region, or make the angle more acute (geometrically smaller). Use any or all in combination.

Of course, weight, shape, air foils all interact to determine the flight of a throw stick. A shape which works in heavy wood may not work in light wood. Air foils which work on one shape may not work on all shapes.

COMPETITION and Club NEWS

Bay Area Boomerang Club's 11th Annual Team Gel Christmas/New Year Boomerang Tournament.

It was the dead of winter in Oakland, California on January 1, 1996 at Billy Martin Field. The sun hung brightly in the cloudless sky with winds never blowing above 6 MPH. Shorts and t-shirts were a must for the hot 75 degree day. The perfect day in the middle of winter was not a surprise, because this tournament is usually graced with good weather. And as is the custom, team events were run because they are fun.

Fifteen throwers gathered and played the USBA Team Events: Team Hacky Catch (hacky incoming boomerang between teammates for points), Team Outback (Aussie Round with trick catches), and Team Supercatch (MTA and Fast Catch), as well as the non-USBA Team Events: Team G-L-O-R-P (rad freestyle), Team Hackuracy (Accuracy with double the points for hackies) and Team One-

Handed. Team One-Handed was the highlight of the day.

Members from all the teams crowded around the bull's-eye and threw on the count of "Three!" Whoever caught closest to the center earned points for their team. Throwers jockeyed for position, jumping and squeezing and falling. There were lots of laughs and smiles.

And then the last event was run: the awards ceremony. All throwers earned a handcrafted trophy, a prize boomerang and an attractive award. The throwers were stoked inside by the warm weather and their own rad boomerang effort. It was a grand way to celebrate the beginning of the new year.

PHOTO: Unidentified New Year Revelers performing Team Hackey Catch in the Oakland sunshine. (photo by Gel)



Kylie Championships, 1995

By Norm Kern

The participants were ready, from age 9 to 60. The former champ (Just Plain Bud) was on crutches, just where we wanted him. The crowd was waiting, all 5 of them. (They left before the first event was over.) The press was so late we finished before they arrived. But Thanksgiving Friday, and Toledo Ohio were the time and place for Kylie 95, the second annual Kylie competition. Three events were contested this year.

Waki Klak - The entire field threw simultaneously from 33 meters at a helpless plastic 5 gallon bucket. This was repeated in 10 rounds. The kylie which stopped nearest the bucket earned a klak and obtained 2 points. This honor went to 6 of the 7 contestants so the scoring was very tight. The officials had to use the official scoring rope to decide three close rounds. Vera Broadbent, using a small Lexan stick, was the only one to get a direct hit for the precious 5 point Waki. Vera, Bud Pell and Gary Broadbent Jr were the only ones who managed to score two klaks. Vera ran away with the outright win, with Gary Broadbent Jr winning the sudden death tie breaker for second, and Gary Sr winning the tie breaker for fourth.

You Miss, You're Out - A 4 foot by 4 foot target was erected and we all began attempting to hit it at 15 yards. Those who succeeded within the allotted 3 tries moved back in five yard increments. Finally at 35 yards, only Vera and Norm Kern were left to fight it out. Norm hit the target on his second attempt but Vera missed all three tries. Bud Pell won the tie breaker for third from Gary Jr because he hit from 20 meters on his first attempt.

Distance - To keep some similarity to the hunting heritage of the kylie moderate accuracy is required. The distance event requires that the kylie come to rest within an aisle which is 15 meters wide. This turned out to be a deciding factor since many good throws landed outside the aisle and thus did not count. Norm Kern won with a Bob Foresi strip laminated stick (84.1 meters), but only

the winning throw landed in the aisle. Gary Sr was second with a Lexan beak nose stick (76.9 meters) and only one of Gary's was in the aisle. Unfortunately, Bud Pell the defending champion had all four of his attempts sail out of the aisle. Any one of his throws had the distance to put him in at least fourth, which would have improved his overall placing by two spots.



Participants at the 1995 Kylie Toss in Toledo over Thanksgiving weekend included from Left, "Just Plain Bud" Pell, Jeremiah "Boom-Boom" Davis, "Hurricane" Tim Davis, Nathan "The Giant" Harbowy, and his Dad "The Rocket" Bill Harbowy, and Norm "Left Turn" Kern.

Photo by Tom Luczycki

Boom Fragments

Bits of news from around the world

Papa Galleazzi

Rad boom stud **Kim Galleazzi** and lovely **Lena** have been practicing more than just fast catch lately. They announce the birth of Laetitia Keana, who made her first appearance on January 8th, 7:19pm at Stanford hospital in Mountain View California.

According to sources, she is a temperament, black haired, blue eyed baby, weighing in at about 8.8 lbs, 21" tall. The sleep deprived parents are in good health. (see related photos below.)

French - American War

From the **French Boomerang Association** newsletter, the best French performances of 1995 are listed below in the left column. In the name of friendly competition, we listed the top scores from America on the right.

French Thrower	French score	-	U.S. score	U.S. Thrower
-------------------	-----------------	---	---------------	-----------------

Aussie Round

Kerjean	86	-	95	Moleman
Charles	81	-	88	Broadbent
Royo	79	-	87	Flynn

Endurance

Charles	76	-	71	Parkins
Caze	69	-	70	Broadbent
Bonin	66	-	67	Weary

Fast Catch

Charles	16.86	-	16.50	A Ruhf
Dautriche	17.67	-	18.06	Moleman
Bonin	18.37	-	18.20	C Snouffer

MTA

Charles	46.85	-	1:19.75	Moleman
Larcher	45.02	-	1:15.56	Weary
Chelmas	42.47	-	1:06.07	C. Bob

Accuracy

S Gigon	46	-	48	Flynn
Villani	43	-	48	L Ruhf
Arnould	42	-	48	W Gix

The final overall French ratings for 1995 looked like this:

1st	Yannick Charles	386.5
2nd	Didier Bonin	316.0
3rd	Mathiew Weber	286.5
4th	Julien Kerjean	280.0
5th	Yves Caze	278.0

Aurevoir Olivier

Didier Bonin, of the Dijon Boomerang Club in France writes to inform us that former French Boomerang Association organizer **Olivier Voukchevitvh** has called it quits with boomerangs. The new bureau of the FBA

is made up of Phillipe Picgirard (Pres), Michel Dufayard (VP), Fabrice Pucetti (Newsletter) and Didier (International contacts). We wish Olivier well and will miss his witty cartoons.

Genuine Australian Boomerangs

From the Internet comes a notice of Genuine Australian Boomerangs at reasonable prices. According to **Hanns Paul**, the head of **Jabiru Boomerangs**, these B's are made by Aboriginals and richly painted with traditional motifs.

Among the offerings are a Totem series, featuring totem and food animals, and ranging in size from a non-flying (too small) decorative 6 inch size (\$10) to an equally non-flying (too large) wall hanging 26 inches (\$50). In between are 7 different sizes of returning 'rangs ranging in price from \$14 to \$34.

Another returning series features a dot-art signature depicting a dream time story. These range from \$30 to \$60.

The company also offers hunting sticks in two varieties: the \$35 "Half-weight" (flat on one side, for decoration only) and the \$68 "Authentic" (shaped on both sides) for stalking those neighborhood kangaroos!

Pictures are available, but all we have at this time is an Internet address:

hpaul@acay.com.au

More Aussie Rangs

Another Company writes to offer authentic Australian Aboriginal boomerangs from Queensland. Aussie Dave Alexander says decorative themes include animals, dots, bush scenes, hunting scenes and Dreamtime paintings, with no two boomerangs being exactly the same. Sizes are available from 6 to 22 inches, with returners falling in the 12 to 22 inch range. In addition, Dave encourages you to write if you are seeking any Australian products. You can reach Dave by

fax at (61-7)5592 1920

or via the internet at

ausdave@On the Net.com.au

or write: P.O. Box 7018

G.C.M.C.

Queensland

Australia 4217

By Georgi's Got It!

Georgi Dimanchev, of Sofia Bulgaria has done it! Until now, the only way to get a high performance composite Maximum Time Aloft (MTA) Boomerang was to get it from the guy who invented the technology: **Jonas Romblad** of Sweden.

The problem was that the mold required to lay up the 'rang for shaping had to be hand made and polished. Even after that, the manufacture time for a single MTA ran several days, due to the labor intensive nature of the work and the drying time required for the epoxy. Then there was the fact that there was only one mold in existence, and Jonas had precious little time to make the 'rangs due to

"Know why I don't oil my Fast Catch rangs? ... Fire Hazard."

--Dr. Fred Malmberg
Boomerang craftsman

his work with NASA and other aeronautic jobs.

Yet, in spite of the \$100 pricetag, Jonas has been back ordered for years! Industry specialists knew that if someone else came up with a good mold, there was lots of money to be made. It was just a matter of knowhow and resources.

Well, Georgi Dimanchev has now made a similar mold technologically speaking, although his shape is different from Jonas'. While we have not yet had the opportunity to try one here at USBA Headquarters, the word is, Georgi is cranking out quality MTA's at a lower cost. If you'd like to try an MTA, or any number of other fine competition boomerangs by Georgi, try contacting him at:

The Bulgarian Boomerang Club
Hipodruma 139-A-23
1612 Sofia
Bulgaria, Europe



Above, exclusive photo of Kim Galleazzi and Gel in Phoenix bungalow. Below left, Lena finds out the baby might not be hers! Right, Michael's reaction to thenews that Lena was pregnant



Attention Competitors!

Tournament directors across the country would like you to know that if you are planning to attend a tournament this season, you should notify the director in advance of your plans to participate. Concerns that are number specific, such as trophies, insurance fees, and USBA required minimums on numbers of participants are being considered by tournament directors, unbeknownst to you, the competitor. Your notification of probable attendance, even just a few days before the event, may save valuable time and effort for your director, as well, of course, as YOU, who can then be notified of any last minute changes or cancellations, should they occur. Tournament Directors' phone numbers are listed below.

COMPETITION CALENDAR

March 16: Phoenix, AZ: Southwest Shootout- USBA-rated event. Mark Weary hosts tune up to World Cup. Ph 602-759-3973

May 12: Oakland, CA: 12th Annual Team Gel Boom Test- Gelters from around the world descend on Billy Martin Field for annual boom party. Call Gel at 510-658-2469 for date and details.

Mar 24-31: Christchurch, New Zealand: World Cup Championships- Earl Tutty; 17 Truscotts Rd.; Heathcote Valley; Christchurch 2; New Zealand. Ph (03) 3845 405

May 18: Toss Across America- Host your own local toss. Contact Betsy Miale-Gix at 206-485-1672.

May 26: St Louis, MO: Gateway Classic- USBA Rated event. Contact Tom Fitzgerald at 314-839-1604.

June 21, 22: VA Beach: The U.S. Open- USBA Rated event. Contact John Koehler at 804-437-1085.

June 23: VA Beach: 1996 National Head-2-Head Shoot Out Championships- Non rated. Prize Money. Contact John Koehler at 804-437-1085.

July 20: Champaign, IL: Second annual Champaign Boom Tourney- USBA rated event. Contact Tony Brazelton at 217-367-8103.

Aug 4: Cuyahoga Falls, OH: CVNRA Tourney- USBA rated event. Contact Dave Boehm at 216-289-6324

Aug 10: Delaware, OH: Free Thrower's Fling- USBA Rated event. Contact Chet Snouffer at 614-363-8332

Aug 11: Delaware, OH: 2nd Head To Head Shootout- \$20 Fee, Prize money. Contact Gregg Snouffer at 614-363-4414.

Not Yet Scheduled :

May: San Francisco Bay Area- Bay Area Team Boomerang Championships (2nd annual): call Gel at 510-658-2469.

June/July: Amhurst, MA- The Amhurst Open- USBA rated event. Contact Larry Ruhf (413) 323-4340.

June/July: Canton, OH- The Canton Clasic- USBA rated event. Contact Gary Broadbent (216) 492-RANG.

June/July: North Ridgeville, OH- John Gorski's Boom Bash- USBA rated event. Call John at (@16) 671-2305 (eve)

July: Ft Wayne, IN: Annual THUBA Tournament- USBA rated event: call Sean Marquardt at (219) 486-0503

July: Emmaus, PA: Barnaby's Boom Blowout- USBA rated event: Barnaby Ruhe (610)-967-3683

July: Jackson, MI: Just Plain Bud's Boom Blast- USBA rated event: call Bud Pell at 313-421-5341

July: Kimball Union, VT- USBA rated event. Call John Flynn at 802-296-2158.

July: Salem, OR: 9th Western OR Boomerang Roundup- USBA rated. Call Dean Kelly at (503) 581-8050.

July/Aug: Seattle, WA: Betsy and Wil's Boom Blast- USBA rated event. Call Betsy or Wil Gix at 206-485-1672.

Aug: Minneapolis, MN: Stuart Jones Classic- USBA rated event. Call Stuart at 612-228-1393.

Sept: Central CT: Keith Mullinar's 2nd Boom Bash- USBA rated. Call Keith at 203-986-3392

Sept: Portland, OR: Summer's Final Fling- USBA rated event. Call Doug DuFresne at 503-292-4316

Sept: Livonia, MI: 8th Annual Michigan Novice Team Tournament- non-rated. Call Norm Kern at 810-645-9308.

Oct: Phoenix, AZ: 4th Phoenix Open- USBA rated event. Call Mark Weary at 602-759-3973.



Keep Your Eyes Peeled!

If you spot any boomerang-related press material, send it to MHR, like this fellow did, whose envelope we then lost, making his contribution "anonymous!" -ed

BUILDER'S SQUARE

Beginner's Issue!

Fred Malmberg sends us two delightful boom patterns this issue in the "Radified Mantis" (Left) and the "Easy Throw I" (below.) According to Fred,

Radified Mantis

"This is a Mantis with a reduced and pointier elbow. My unscientific studies show a strong preference to this shape by the under 13 crowd. They think it looks more like a weapon! Of course it isn't, but they don't know that. I make this in 4 or 5mm birch plywood. The 5mm works best with a slight undercut on the lift arm.

Easy Throw I

The "Easy Throw I," or the "Frederick A. Malmberg Guaranteed-to-return, if-you-can't-throw-this, you-couldn't-find-the-tip-of-your-nose-if-your-finger-was-radar-guided boom!"

It started out as the old "Double-Winged Accuracy" boom from Chet's old newsletter. I kept adjusting the trailing (dingle) arm until it stopped that "fluttering" at the end of the flight. I really like the flight of this shape, and it requires only a light toss. Again, 4mm or 5mm birch works well. Again, 5mm requires a longer undercut and I like to "cavitate" both wingtips.

If you're a beginner, just follow this simple 6-step program:

1) Enlarge patterns to full size on a xerox machine. The squares should measure 1 inch. Then trace patterns onto posterboard and cut out.

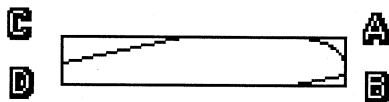
2) Trace onto wood and cut out with band or jig saw.

3) The leading edges are the dotted lines about 3/16" back from the edge (A). These are rounded.

4) Areas where the dotted lines are 1/2 inch from the edge are flat planes (C). Leave about 40% of the thickness of the wood (D).



Use a file, rasp, or rotary sander with drum or disk to carve airfoils, then smooth sand entire boomerang, smoothing any sharp edges.

5) The cavitation on the Easy Throw can be







done with a dremel tool, grinder, or flexible disk sander.

6) Tuning: When the boomerang is laid on flat surface with the top up, the wings should be slightly warped up, so the wingtips are 1/8 inch off when the elbow is pressed down. If they are flat or warped downward, you can microwave 15 seconds then immediately bend tips slightly upward.




Up and Coming Boom Studs and Studettes 1996


Clockwise from top left: 1) Chris Wilmas of Hazelwood, MO showing more than just good form in St Louis.
2) Joey Fitzgerald of Florissant, MO lays it out for trick catch.
3) Unknown Boom Kid at St Louis tournament.
4) Mike Dickson, of Canton Ohio, displays world record trick catch form.
5) Spike Frazier and Ditka, the Australian Cattle Dog, from



Missouri pose for Cheerios commercial that never made it to TV.
6) John Gorski of North Ridgeville, Ohio waits for Aussie Round boom. John hauled in the boom AND wife Maureen in 1995.

7) (Center) Vera Broadbent of Canton, Ohio hit her stride in 1995, becoming MHR's "Boombastic Woman Of The Year."





THE BOOMERANG MAN

"Giving fast, personal service since 1975!"
RICH HARRISON'S ANNUAL CATALOG

1995 CATALOG FREE!!!

1806 North 3rd St., RM → Monroe, LA 71201; (318) 325-8157

Gregg Snouffer's

ROUNDTRIP BOOMERANGS

Limited Supply Competition Boomerangs: Available now! No Waiting!
 1.5mm phenolic MTA's - Rated superior performance! - \$18;


* **Roundtrip Ticket** (traditional) and the **Mantis** (freestyle)
 Excellent beginners models, made of 5-ply aircraft birch
 Send \$15 ppd for either one or get both for \$20 ppd!

* **Backyard and Indoor Palstic Tantrum™** Boomerangs!
 \$5 and \$2 each OR 3-for-\$10 and 3-for-\$5!

Roundtrip T-shirts (size XL only) just \$10 ppd!
The BEST Wholesale Prices On Earth!

for orders or price list send to **Roundtrip Boomerangs**, 340 Troy Rd., Delaware OH 43015
 Phone or fax (614) 363-4414.

Check out our on-line catalog by emailing: 75574.2346@compuserve.com



For a large variety of Australian products, call (919)-878-8266 or write to the following address:

The Australian Catalogue Co.
 7412 Wingfoot Dr.
 Raleigh, NC 27615



For the very best quality Finnish Birch Plywood with a 5% USBA discount: mention this ad

Anderson Int'l Trading
 1171 N Tustin Ave.
 Anaheim, CA 92668
 (800)-454-6270
 (714)-666-8183



Top Left: **Dean Kelly** of Salem, Oregon pulls in a fast catch rang at his yournament.
 Middle Left: **Stu Jones** makes the illusive mouth catch!

Above: **John Koehler** of Va Beach gives away some pointers at Nationals

Lower Left: This **Elvis** sighting turned out to be **Andrew Cooke** (left) and his brother **Daniel** from West Sussex, England.

FASCINATING FACTS

"Strange, but true!"

Steve Collins of Okemos, Michigan was looking through his Great Grandmother's old Webster's Dictionaries when he discovered the following evolution of the definition of the term "Boomerang."

In the 1943 edition, right next to "Borborygmus" (a rumbling noise in the bowels caused by wind) a boomerang is defined as "A

Boomerang: The Evolution Of A Bad Word

missile weapon used by the Australian Aborigines, consisting of a piece of flat, curved hardwood, which, when thrown by the hand in a certain manner, describes a series of curves and finally returns to the thrower; hence, any action that recoils on its projector."

By 1986, that secondary definition of the term had clearly emerged in the negative, as "Something that goes contrary to the expectation of the person doing or saying it resulting in disadvantage or harm to the originator."

As most boomerangers will tell you, the average beginner is amazed and delighted when their boomerang actually does come back, so

the negative image of the thrower becoming his own victim, while imaginable, seems overstated.

The greatest danger to a boomeranger tends to come from someone ELSE's boom. Just ask Peter Ruhf.

Peter was struck **twice** in the '80's at team competitions, once breaking his glasses and landing him in the hospital. Both times, he was felled **without even a word of warning** from the horror-stricken chuckers who simply stared in disbelief as their 'rang honed in on its unsuspecting victim!

BOOMERANG CLUBS AND ORGANIZATIONS IN THE U.S.A.

- CA, Berkeley : Bay Area Boomerang Club - Michael Girvin; 2124 Kittredge St. #61; Berkeley CA 94704. Ph (510)658-2469
CT, Madison : The Wandering Nutmeg Boomerang Society - Paul D. Sprague; 782 Boston Post Rd.; Madison CT 06443. Ph (203) 245-8211
CT, Shelton : Team Gel East - Mole Man; 21 Huntington Ave.; Shelton CT 06484. Ph (203) 736-6304
FL, Merritt Island : Flite Stix Boom Slingers - Rich Surace; 855 E Crisafulli Rd.; Merritt Island FL. Ph (407) 452-3963
FL, Orlando : - Carl Morris; 2602 Breezewood Dr.; Orlando, FL 32839. Ph (407)859-1319
GA, Atlanta : Atlanta Boomerang Society - Brent Russell
GA, Swainsboro : South Georgia Boomerang Club - John Derden; 237 Thigpen Dr.; Swainsboro GA 30401. Ph (912) 237-7207
IL, Urbana : ILLINI Boomerang Club - Tony Brazelton; 2405 Lawndale Dr; Champaign IL 61821. Ph 217-352-6184
IL, Waterloo : Competition Update Newsletter: Bob Leifeld; P.O. Box 242; Waterloo, IL 63298. Ph (618) 282-6854: Monthly update of competition results and USBA ratings statistics. Available throughout competition season for \$10.
MA, Holliston : Bay State Boomerang Society - Bob Quinn; 18 Northway St.; Holliston MA 01746. Ph (508) 429-6871
MI, Ann Arbor : Boomerang News: Ted Bailey; PO Box 6076; Ann Arbor MI. Ph (313) 971-2970: Newsletter of national and world events.
MI, Birmingham : Boomerangs Etc. - Norm Kern; 1640 Haynes; Birmingham MI 48009. Ph (313) 645-9308
MI, Lansing : Mid Michigan Boomslang club- Steve Collins; 4820 Hillcrest; Okemos MI 48864. Ph (517) 349-5234
MO, Florissant : St Louis Boomerang Club - Tom Fitzgerald; 1159 Holly River Dr.; Florissant MO 63031. Ph (314) 839-1684
NM, Albuquerque: Sandia Boomerang Club - Steve Sanders; 1411 Rio Grande NW; Albuquerque, NM 87104. Phone:(505) 768-0537
OH, Canton : Gary Broadbent's Boom Shop - Gary Broadbent; 3204 38th St. NW; Canton, OH 44718. Ph 216-492-7264
OH, Delaware : Free Throwers Boomerang Association - Chet Snouffer; 51 Troy Rd.; Delaware OH 43015. Ph (614) 363-8332
OH, Delaware : U.S. Head to Head Boomerang Tournament Organization - Gregg Snouffer; 340 Troy Rd.; Delaware OH 43015. Ph (614) 363-4414
OH, Euclid : Cleveland Boomerang School - Dave Boehm; PO Box 17385; Euclid OH 44117. Ph (216) 289-6324
TX, Houston : Boomerang Association of Texas - Greg Corum; 3233 Magnum Rd., Apt 184; Houston TX 77092. Ph 713-681-0837
UT, Sandy : Wasatch Boomerang Club - Jim Miller; 1393 E Galaxie Dr.; Sandy UT 84093. Ph (801) 563-2569

INTERNATIONAL CLUBS

- BULGARIA: Bulgarian Boomerang Club- Georgi Dimanchev; Hipodruma 139A-A-23; 1612 Sofia; Bulgaria
CANADA: Club De Boomerang de Montreal- Stephane Marguerite; 4545 Pierre-de-Coubertin; C.P. 1000. Succ. M; HIV 3R2 Canada
FRANCE: Lille Boomerang Club- Max Froumentin; 144, rue Anatole France; 59790 Ronchin; France. Telephone : 20 52 24 00
FINLAND: Finnish Boomerang Society- Harri Pietlä; Röntämäenkatu 4 as. 18; 20300 Turku; Finland. Phone: +358-(9)21-2310578; email: hpvietla@oj287.astro.utu.fi

CLUBS! If you're starting a club, or hosting a fling, send news of your activities to the USBA for inclusion in MHR!

USBA Store Moves To Home Office!

New Products To Be Released Soon... Send suggestions Now!

The USBA Store

P.O. Box 182
Delaware, OH 43015

Questions?
phone or fax (614)-363-4414
email: 75574.2346@compuserve.com

Place orders by sending check, money, or postal order to the address above. All prices are in US\$ and include Shipping and Handling to the USA or Canada. Overseas orders must include \$2 extra for surface or \$4 extra for Airmail per item. Back issue newsletters are \$1 additional for surface mail and \$2 extra for Airmail.

USBA Store Stock Availability - Prices include shipping:

BOOKS (and Stuff you can read):

- \$2.00 Official USBA competition Rulebook (currently backordered)
- \$6.00 "Boomerang": a book by Ben Ruhe
- \$8.00 "The Big Book About Boomerangs": a book by H. L. Mayhew (First edition and signed by the author.)
- \$4.00 "The Boomerang": an early pamphlet by B. Ruhe/L. Hawes
- \$2.00 'Low-Reynold-Number Airfoils article (*Scientific paper on airfoils*)
- \$2.00 Back Issues of MHR:
 - 1985... #21, 23 (Winter, Summer) 1992...#52 (Fall)
 - 1986...#26, 27, 28 (Sp, Sm, Fall) 1993...#53 (Winter)
 - 1987...#29, 31, 32 (W, Sm, Fall) 1994...#57, 58, 59, 60 (W, Sp, Sm, F)
 - 1988...#33(Winter) 1995...# 61, 62, 63, 64
- \$25.00 Get a set of ALL of these back issues! (A great deal for beginners!)

CLOTHES:

- \$15.00 USBA T-shirts available in sixes: M, L only color: gray
 - \$ 9.50 '93 U.S. Open T-shirts from Seattle: all sizes available: color: gray
- Soon To Be Released!! New USBA T-Shirt featuring design contest winners Stephane Marguerite and Tom Luczycki's artwork!

USBA-Member Boomerang Manufactures

- Aboriginal Steve's Boomerangs** (Steve Conaway) 121 Oakdale Ln., Fillmore CA 93015 ph (805) 524-2913: FREE info, 14 models for comp and fun, omegas, tri-bladers, hooks...
 - Air Traffic Kites and Games** (Matt Hedberg & Lamont Sandifer) 518 Rosedale Cen.; Roseville, MN 55113; Ph (612) 631-3150: Retailers of Colorado, Flight Stix, Gel, Outback Booms..., In the Mall of America, ph (612) 858-9599
 - Boomerangs By Ted Bailey:** P.O. Box 6076, Ann Arbor MI 48106 Ph (313) 971-2970: Competition B's, MTA's, miniature B's, books, newsletters, collector of Aboriginal artifacts, publisher of *Boomerang News*.
 - The Boomerang Man:** (Rich Harrison) 1806 N 3rd St., Monroe, LA 71201 Ph (318) 325-8157: FREE "one stop, something for everyone" catalog, Fax/mail orders. VISA/MASTERCARD/DISCOVERY accepted. Been doing this 20+ years, would you believe!
 - Broadbent Boomerangs:** (Gary Broadbent) 3204 38th St NW, Canton, OH 44718 Ph (216) 492-RANG (7264): FREE pricelist, beginner to comp booms, demos, lesson plans and supplies.
 - BVD Rangs** (David Hendricks) 1086 E Gordon St., Allentown PA 18103, A wide variety of 'rangs. FREE Price sheet.
 - Circle Stix:** (Stuart Jones) 195 E 5th St., #605, St Paul MN 55101: Special wooden rangs of all types. Call or fax 612-228-1393 for info, demo's and workshops
 - Cleveland Boomerang School** (Dave Boehm) P.O. Box 17385, Euclid OH 44117 ph (216)442-6024: variety of Bs, workshops.
 - Cryderman, John:** 136 Thames St., Chatham Ontario, CANADA N7L 2Y8 Ph (519) 354-3984: FREE Catalog, Strip laminates of beautiful hardwoods. Also, will purchase B's, Tribal Spears, Clubs, Shields, and related items.
 - Gel Boomerangs** (Michael Girvin) 2124 Kittredge St., #61, Berkeley CA 94704 ph (510) 658-2469: FREE catalog, full spectrum of comp and sport Bs, T Shirts, etc...
 - Gemz** (Tony Gembeck) P.O. Box 5241, Portland OR 97208 ph (503) 230-8955: variety of wood Bs and comp clothing.
 - Greyford Company Boomerangs** (Thomas Risher) Box 4734, Whittier CA 90607: FREE NEW Catalog! Manufacturer and wholesale purchaser and distributor of wide variety of Bs. Prompt and professional!
 - Leading Edge Boomerangs:** (Chet Snouffer), 51 Troy Rd., Delaware OH 43015 Ph or Fax (614) 363-8332: FREE Price list, Comp. and beginner B's. Fast Catch, doublers, ...
 - Left Turn Boomerangs:** (Norm Kern) 1640 Haynes, Birmingham MI 48009 Ph (313) 645-9308: 8 models from Beginner to comp Bs.
 - Fred Malmberg** 1545 E Market St., York PA 17403 ph(717) 848-4601: seasoned wood worker, rare hardwoods, lap joints,...
 - Outback Boomerangs:** (Doug DuFresne) P.O. Box 25577, Portland OR 97225: Beginner to comp Bs, Fast catch, strip Laminates, Dealer inquiries welcome
 - Rangwrights:** (John Derden) 451 Colegrove Dr., Swainsboro, GA 30401. Ph (912) 237-7831 (D) or 237-4014 (N): multi-ply birch, lap joints, poly and PVC booms for bgrinners and competitors.
 - Rangsmith** (TW Smith) P.O. Box 11332, Eugene OR 97440 Ph (503) 465-9461: FREE Catalog! full spectrum, + distance, FC and MTAs and art
 - Roundtrip Boomerangs:** (Gregg Snouffer / Rick Tilford) 340 Troy Rd., Delaware OH 43015 Ph or Fax (614) 363-4414: Wholesale abd retail! FREE price list, indoor/backyard booms and beginner to comp. booms, MTAs, T shirts, etc... online catalog: 75574.2346@compuserve.com
 - Ruhf Boomerangs** (Peter Ruhf) 6550 Meeting House Rd., New Hope PA 18938 ph (215) 863-3479: comp and beginner Bs, and Lefties
 - Dan Russell:** Box 84895, San Diego CA 92138 Ph (619) 296-4243 (4-8PM): wood booms and cylume stix. Write for prices.
 - San Francisco Boomerang School** (Bill Tumath) 127 Knollview Way, S.F. CA 94131 ph (415) 550-6746: FREE price listing, large selection of Herb Smith's
 - Stix By Steve** (Stece Collins) 4820 Hillcrest, Okemos MI 48864 Ph (517) 349-5234: FREE price list, beginner to comp. (FC, TC, AR, etc), also exotic shapes and art.
 - Stone Mountain Boomerangs** (Dan Jones) 222 N Main, Statesboro GA 30458 ph (912) 489-3640: Multi-ply Birch and natural elbows
 - Turning Point Boomerangs:** (Eric Darnell): 46 Douglas Ln., Norwich VT 05055: FREE catalog, wide variety: beginner to comp. Tri-Flies!
 - Windsports :** (Jim Mayfield) 409 North Colorado, Gunnison, CO 81230 Ph (303) 641-3539: FREE catalog, all kinds of performance Bs
- Attention Manufacturers:** Any USBA member who manufactures or distributes boomerangs or related items can be listed... even if you're new or small time! For your FREE listing, send a description to: **Manufacturer's Listings, c/o USBA, PO Box 182, Delaware OH 43015** or Phone or Fax to (614) 363-4414.



UNITED STATES BOOMERANG ASSOCIATION
P.O. Box 182
Delaware, Ohio 43015
U.S.A.

FIRST CLASS
U.S. POSTAGE
PAID
PERMIT #1040
LEESBURG, FL