

Many Happy Returns

Issue 69

Newsletter of the United States Boomerang Association

Summer 1997

Team Trials: Take One US Team Starts to Take Shape page 15

**Also Box scores and
commentary from
St. Louis, West Seattle,
and New Hampshire**

page 15

Light Up the Night

LED technology from JimboLouis Labs

page 8


Your Own Personal Trainer

Michael Girvin takes us back to fundamentals

page 11

**New Weapons in the Fight Against
Junk Boomerangs**

page 21



Billy Brazelton
at the 10th Annual
Gateway Classic
in St. Louis

photo by Mike Cabitel


Many Happy Returns

SUMMER
1997

FEATURES

- 6 The USBA is online!**
MHR editor and web author Tony Brazelton takes us on a tour of the USBA website.

- 8 Light up the night**
JimboLouis Labs' LED technology.



Make any rang a niterang.
page 8

- 10 Q&A**
Ted Bailey raps on Fast Catch design.

- 11 Getting back to fundamentals**
Michael 'Gel' Girvin shares some general throwing and tuning tips.

- 12 Member profile:** Gary Broadbent

- 13 Member profile:** Bud Pell

OPINION

- 1 Letters**
- 3 Perspectives**
Particle masks, how to avoid losing booms, advantages of team events, an

idea for competition reform, beating the wind, and a poem by Gel.

THE BOOMFIELD

- 15 Event reports and boxscores**
USBA: 10th Annual Gateway Classic / Kimball Union Academy/3rd Annual West Seattle Open / Amherst Comps.
Other: Toss Across America Reports

- 16 Photojournal**
Boomeraction caught on film.



One of the first hackey catch attempts of the year. page 16

NEWS

- 18 Special Report**
The renaissance of *Many Happy Returns*.
- 19 Boom Fragments**
News tidbits from all over.



United States
Boomerang Association
PO Box 182 Delaware, OH 43015
www.staff.uiuc.edu/~brazelto/MHR.html

RESOURCES

- 20 USBA Affiliated Clubs and Regional Contacts**
- 21 New weapon in the war on junkerangs**
- 23 USBA Store**
- 23 Member Boomsmiths and Retailers**
- 25 USBA Calendar**

General USBA Information
inside back cover



MHR

EDITOR IN CHIEF Tony Brazelton CONTRIBUTING EDITORS Gregg Snouffer Ken Farr CORRESPONDENT Rob Hamel COPY EDITOR Tara Hemami

Many Happy Returns thrives on contributions from its subscribers. Please share your experiences with your fellow boomerang enthusiasts. Payment for FEATURE articles published is US\$0.0x* per word after editing. Payment for OPINION or BOOMFIELD articles published is US\$0.0y* per word after editing. Payment for images (photographs, original artwork, etc.) published is US\$0.0z* per word after editing. All contributions may be submitted by e-mail to brazelto@uiuc.edu or by fax (no images) to (217) 244-8371 attn: Tony Brazelton or by mail to **USBA Newsletter 2405 Lawndale Drive Champaign, IL 61821**. Deadlines for submitting advertisements, copy or images are April 1, July 1, November 1, and January 1 for the Spring, Summer, Fall, and Winter issues respectively. Submittals will not be returned unless requested. *Payment has not yet been voted on by the USBA board. Those who have submitted articles will be paid, but the amount must be approved by the board.

Letters

Although I have never competed, I have attended boomerang competitions for about 5 years now. With all of that experience, I think I can confidently sum it up that tournaments are phenomenally boring. For example, lets take trick catch. Everyone does the exact same twelve throws. This event isn't at the cutting edge of boomerang throwing because I have seen perfect rounds several times. The only thing that makes the event exciting is when top throwers miss a catch which leaves the window open for other throwers. Waiting for Chet to drop a boomerang should not be what tournaments are all about.

I propose a radical change in the way Trick Catch is run in USBA Individual Events tournaments. There would be no required catches; throwers must perform ten catches of their choosing. Each catch is assigned a point value by the USBA similar to the way trick catch is scored currently. Throwers could only perform each catch a maximum of twice. This prevents someone from only mastering only one difficult catch such as a foot catch while allowing beginners to only have to learn 5 different catches. Some creativity could be left up to the throwers as well. Perhaps each hackey would add a point to the catch.

This type of format would provides two ways of adding excitement to a tournament. First, we would see cutting edge trick catches that now we can only see in a good round of GLORP. This adds an element of creativity and personal expression in much the same way as those X-Game athletes do with their skateboard, inline skaters, bicycle and skysurfing tricks. Secondly, a whole level of strategy would be added to the event.

Do you try to maximize your points by attempting extremely difficult catches? Or do you play the round more conservatively and hope that other throwers miss their difficult catches?

This format has two other benefits. If a thrower has a physical limitation (such as back problems) they would never be required to perform a catch which was impossible for them. Also, beginners can compete within their own limits rather being forced to attempt catches which they have never successfully made in practice.

This strategy could also be extended to doubling. Think how exciting that could be if throwers could choose their combination

on the part of the USBA in the past few months in the area of member accounts and newsletter production. Measures have been taken to remedy these problems and the USBA is now running at full speed once again.

The board has taken apart the USBA machine, cleaned out the cobwebs, greased the working parts, and replaced a few broken or obsolete parts along the way.

The most immediately visible change made to benefit members is the change in editorship of the newsletter (see story page 18). To help heal a gaping wound in morale, every member's subscription has been automatically extended two issues.

In addition, there are several new committees comprised of board members which are working on other new and improved member benefits and resources.

One committee is developing lesson plans for grades K-12 covering the science, history and sport of boomerangs.

Another committee is putting together a video series. The first video will be an instructional tape for making boomerangs. Another video with address basic throwing techniques. Another will be an advanced tutorial for athletes striving to be the best.

Yet another committee is investigating the possibility of offering a starter kit for new throwers. Such a kit might include boomerangs or coupons good at any manufacturer or dealer, articles on throwing and making boomerangs, and other items a new comer might find useful.

Many other informational and instructional pamphlets are also being prepared.

We hope that readers share our enthusiasm for the fresh, new attitude of the USBA and will enjoy the revamped newsletter as the first example of the USBA's transition to meet membership needs in the next millenium.

The MHR Staff

more letters next page

Quarterly Quote

"A joke to stir the pot:

Q: How does the European scoring system work?

A: Much better.
(rimshot)"

~ Louis Cassorla

of catches! Now, if we could just do something about Accuracy...

*Tara Hemami
Champaign, IL*

Where is my MHR? Is the USBA dead? I sent in my membership fee several months ago and haven't received anything. What's going on?

*Any of Several Members
Anytown, USA and abroad*

(This letter represents the concerns of many members and reflects the general feeling of scores of letters the editor has received in the past several months.)

RESPONSE: There has been a noticeable lapse in membership service

www.staff.uiuc.edu/~brazelto/MHR.html

Be sure to look for these little boxes throughout *Many Happy Returns*. These contain web addresses where you can find certain articles and resources on the USBA website. In many cases, the web versions are enhanced, more detailed, and interactive.

I am looking for the actual scientific on why boomerangs fly. I need to write a paper on this subject for an aviation class I have. I know it is somehow related to gyroscopic precession and the dissymmetry of lift.

Amy Harrington

RESPONSE: The return of the boomerang is rather easy to explain.

It is thrown nearly vertical. Some lay-over is added so that the vertical lift component counteracts gravity. The horizontal component is what makes a boomerang return. Because the boomerang is both translating and rotating, the velocity of the blade at the top is traveling faster than when the blade is at the bottom position. Therefore, there is more lift at the top. The cumulative lift over a full revolution biases the lift above the center of gravity. This causes the boomerang to want to flip over upside down.

However, gyroscopic precession takes over causing the flip over to take place in a plane 90 degrees forward of the lift force in the direction of spin. Therefore the forward position of the boomerang curves inward, instead of the top flipping over. That is a simplified explanation. This is the best I can do without drawing it on the blackboard.

Other things happen as well. The boomerang lays down in flight so that it is horizontal when it returns. This is also caused by gyroscopic precession. There are two main causes for the laydown effect. The first is that, in a two bladed boomerang, the two arms see different magnitudes of lift. The first arm flies into clean air and has higher lift than the trailing arm which closely follows and hits the down wash of the first arm. Therefore, there is more lift in front of the boomerang than in the rear. This makes the front of the boomerang want to turn inside, but gyroscopic precession makes it lay over instead. Another reason is that the lift force is shifted to a forward position because the center of lift on a neutral (no twist) airfoil is near the 1/4 chord point (closer to the leading edge).

Competitive boomerang throwers twist their blades, adding or removing angle of attack to move the center of lift around and adjust the flight! Competitive boomerangs also incorporate features such as offset blades to enhance or degrade the layover

effect.

Ted Bailey

I competed once (St. Louis '95) and found it interesting but not fun enough to do it again. It was fun finding out my 'limits' (or how bad I was) in certain events and really trying to get a catch or a throw.

My 'frustration' was that I didn't throw very much. I did some warm-up and practice and basically found I waited for an event which seemed to end quickly. Towards the end of the day I was longing for a space to get some more throwing in!

I found it interesting that my prized bag of rangs was not the kind of 'stuff' other competitors were using.

On the 'observing' side I was disappointed I couldn't learn more from watching some of the 'great throwers'. Unquestionably, there were *great* throwers at the tournament that I didn't get the opportunity to observe. For this reason, I believe it would be COOL if they had head-to-head (maybe they do?) competition for the finals of certain events (maybe a 2nd day). Then, you could see the masters really do their stuff.

Probably my 'mistake' was not showing up early to the tournament, introducing myself more, and getting in on some 'informal' throwing sessions.

I would be willing to *pay* to see some of the best throwers do their stuff. Like a boomerang expo- crank some good music, get the prize throwers out there in an organized fashion, let them do trick catching, distance, MTA, 2+ rang juggling and whatever. Then, maybe let the audience view the rangs and have a few instructional seminars.


The most fun I've had is throwing with small groups in my area (Minneapolis). The few times I've done this it was great fun to throw, learn and watch others. COOL!

Scot Rans
Minneapolis, MN

RESPONSE: Head-to-Head Tournaments were started in 1995 by Gregg Snouffer and Aron McGuire. The final rounds of these single-elimination tournaments are always exciting to watch as the best of the best compete at the same time, under the same conditions. However, this tournament format

is independent of USBA tournaments. There exists a small movement to reform USBA tournaments to a Head-to-Head format. But for now, Nationals is a great place to see the nation's, and indeed the world's, best throwers compete. 1997 is an especially exciting year because spots on the US Team for the 1998 World Championship are on the line.

Editor



Perspectives

Thoughts from the RangList and Elsewhere

The dirt on dust masks

Last week at work I went through the yearly fit test and instruction for respirators/SCBA's. I described our needs with respect to dust and ultrafine particulates due to power sanding. The Industrial Hygienist pointed out several cartridges that are suitable for our needs. A rated HEPA (High Efficiency Particulate A____) filter/cartridge filters out particulates down to 0.3 microns at an efficiency rate of 99.9% removal. MSA has a chart that lists the material/gas to be blocked and the recommended filter to use. If wood dust was the only item a paper HEPA filter would do fine to protect yourself. Now don't get in an uproar. You can find the really cheap thin paper filters which aren't HEPA rated and therefore don't protect you to any measurable degree. 3M does make a disposable paper filter which is HEPA rated. I've tested this and you do get a very good seal around the face. The down side to this filter is it is very hot to wear for any time. In my opinion a 3/4 Face or Full face respirator is much more comfortable to wear. The 3M HEPA paper filter has a exhaler valve and probably runs \$3.00....Not a bad mask to use for sanding. The better way to go is with a 3/4 face respirator (mine is a MSA Comfo 2 Respira-

the respirator is rated by MSHA (Mine Safety and Health Administration) and NIOSH (National Institute for Occupational Safety and Health).

With the expansion of G-10 material into our mist we have a new hazard to protect ourselves against. Since G-10 is made with resin impregnated fiberglass tiny shards of glass are kicked into the air as material is sanded. The exposure is mainly inhalation. The disease is called silicosis-same type of effect as asbestosis. Sure it takes a prolonged exposure to do damage, but the bad thing is that is not reversible once it starts. The scar tissue remains forever. Use a HEPA filter and avoid all the mess.

I am in no way an expert on this stuff but have done some research for myself. I have no financial stakes in this by any means.

Steve Conaway
Fillmore, CA



Wherefore art thou, boomerang?

I would like to offer some suggestions to ward off broken or lost rangs. Broken rangs are common to newbie or casual throwers. The more throwing experience, the fewer breaks (unless you are just a lousy thrower or use cheap wood to make your sticks).

Just remember that you don't need to toss every rang hard. Learn the distances of your field- don't hit trees, poles, fences, etc. If you're used to 25-35 yard rangs, then you'll probably hit things when you start using 40-70 yard booms.

As to losing them: I think the most common scenario is this: You toss a rang- it does

Intrepid Devotion a poem by Michael Girvin

The attraction may be quite simple
One throws a stick out
Doing something unusual, it comes back
Point A to Point A
Very faithful, trustworthy
With every return
A loyal resolution!

Within life's events
Boomerang type actions,
real or conceptual,
Rarely happen
(except with gossipy stupidities)
So isn't it nice
To throw boomerangs
And have them come back.

We throw them again and again
Each time
Returning the favor,
The boomerang turns toward us
And with lithe determination
Flies safely home
We are in awe, tacitly
Of each flight around
Each throw anew.

This attraction is quite simple
One throws a boomerang out
Doing something unusual, it comes back
Point A to Point A
Where else can you find such
Intrepid devotion!

The light-green color of unfinished G-10 makes it easy to lose boomerangs during test throws over large expanses of grass. Don't worry though, mowers can still find them...

Carl Morris

tor) with a dual cartridge canister that removes multiple hazards such as Formaldehyde/Organic Vapors/Dust/Fumes MSA# GMF-H. Formaldehyde is a hazard that exists in boomerang construction. The multiply Finland Birch that we use uses a glue made with phenol-formaldehyde. Which ever way you go make sure

not return fully. You toss another one- ditto. Repeat. After you have 3 or 4 booms on the field, you go and collect the lot. Eventually, you will miss one.

ALWAYS, always, ALWAYS... Heck I'll spell it: A -L -W- A- Y -S... yes, ALWAYS pick up each non-return. What will happen is that you won't lo70 yard booms.

As to losing them: I think the most common scenario is this: You toss a rang- it does not return fully. You toss another one- ditto. Repeat. After you have 3 or 4 booms on the field, you go and collect the lot. Eventually, you will miss one.

ALWAYS, always, ALWAYS... Heck I'll spell it: A -L -W- A- Y -S... yes, ALWAYS pick up each non-return. What will hap-

pen is that you won't lose sticks, you will get tired of having to fetch each non-re-turner, and you'll just buckle-down and throw better.

And this is for you, dads: Don't make your kids fetch your rags that don't return. Get them yourself. Again, you'll soon tire of this and begin doing better. I've seen this far too often. The dad is a lazy thrower. Heck, he'll buy the kid an Icee (maybe) just to save a bit of walking. We can use the exercise.

*Rich Harrison
Monroe, LA*

Team Fun

Thoughts on Team Gel/BABC Event Format as my 100th Organized Event Approaches: I was bitten by the boomerang bug on the first day I learned to throw, and ever since I've been impassioned to spread the word about the simple beauty of the boomerang. I immediately began designing and making boomerangs; teaching a weekly boomerang class; and organizing and running boomerang tournaments. Of all of these activities, coordinating boomerang events has been the most rewarding. I have directed or co-directed 41 USBA, 37 Team Gel/GLORP, 13 BABC (Bay Area Boomerang Club) and 8 Intercollegiate boomerang tournaments. Over the last few years I have focused my efforts on the Team Gel and BABC format because they produce fun events where throwers can improve skills.

The Team Gel/BABC tournament format is made up of team events where the emphasis is on the inclusion of all levels of throwers, throwing together, side by side; the emphasis is not on how to determine who the best throwers are. Team selection is specifically designed to include an even mix of novice and expert throwers on each team. Novices and experts throw side by

Explanations for why you need more than one boomerang

1. Because you're a junkie. It would be much more expensive to support a cocaine habit, don't you think?

2. To get a balanced workout. I saw something on TV a while back (so it must be true) about a tank having been designed for sharks. The tank was shaped in such a way as to make the sharks turn both left and right. If the shape of a shark tank is elliptical or circular or rectangular, etc., sharks tend to pick a direction and just keep going around and around in the same direction. As a result, some muscles tend (supposedly) to atrophy and others tend to become overdeveloped--generally an unhealthy result. Likewise, if you constantly throw the same boomerang, your throw will always be the same and there will be one or two small muscles in your arm which will waste away from underuse. Eventually it would become apparent that you can no longer feed yourself or dress yourself or operate the washing machine or do the dishes or properly massage your wife's feet, all thanks to your now over-specialised "dominant" hand.

3. You're doing your part for the economy. Just think of all the migrant boomerang harvesters who would be roaming around the Finnish countryside unemployed if it weren't for your continued support. Brings a tear to your eye, doesn't it?

4. Murphy's Law dictates that if you only own one boomerang, it will break within 5 minutes. You will then have to wait a week to get a replacement, which will break within 5 minutes. The net result of all of this is that you would spend more time at home moping around, weeping for your recently deceased boomerang. Instead of having you out of her hair for a few hours each week, your wife would have to put up with you for more hours per week than she can possibly handle. As a result, you'd invest huge gobs of money in marriage counselling. Plus, buying one replacement boomerang per week would likely cost more each year than does your current schedule.

5. Because you're a junkie. Get help before you go into Broadbent-stage-addiction, which is completely incurable, as far as we can tell!

*Louis Cassorla
Gaithersburg, MD*

side where direct and indirect learning can flourish. Novices can learn from advice, and by example, while the experts can simultaneously hone their skills by teaching.

Further, the event rules and scoring system are structured to accommodate the range of skill levels on each team. For example, in count-up trick catching events, throwers are allowed to choose between performing the trick catch for one point, or doing an Any Catch for one point. In other events, throwers can earn points for touches as well as for catches. And in Super Catch, the team can choose who throws the MTA.

Other types of promotional events, as well as events designed to determine who is best, have their place and are valuable. But the main idea behind the Team Gel/BABC events is simple: fun boomerang

throwing for the largest number of people. These events promote the sport of boomeranging at the grass roots level, and make for a unique event where everyone can be a winner. Throwers are given an arena in which they can learn boomerang technique, and a simple and sound philosophical approach: Jump in and do it! These events presume that throwers are already competent and creative (at their own level), and that is why the result is fun in the sun with fellow boomerangers.

*Michael Girvin
Berkeley, CA*

Back to basics

Last year I suggested a three-boom limit for competition. Recently, someone else mentioned an Iron Man boom competition--one boom for the whole patootie. I honestly submit that that would combine the best in athleticism, skill, and boom-savvy. There would be no searching through theboom archive for the one labled "12-15mph, gusty, 80% humidity, 34th parallel, trick catch ('97 rules)". There's going to be running, low scores as well as spectacular grabs, and go for broke shots.

If you think that people only want to see perfect throws, go tell it to Marv Albert. You'll boost viewership more by adding drama than by making sure all the athletes look good! Think about the shot clock as people frantically try to flap their rang in time for the next round or quick tune for the next throw.

I'd like to see some specialty tournaments like this appear. They could fit into a niche somewhere between a fun-throw and a sanctioned tournament. I suppose like the GLORP-fests that Gel throws.

Face it, if the USBA is going to cater to the international level of throwing let's make sure that there are still events for us to have fun and do what we love- throw da' booms! Remember the staples of any tournament activity: Plenty o' prizes. Good food. Great company.

*Mark Horstmeier
Provo, UT*

"I recently got the best comment ever while throwing;

'Boomerangs? Oh yea, I had one of those when they first came out.'"

*Dan Neelends
Olympia, Washington*

Desperate measures

Wind conditions in the Ottawa Valley have been rather difficult. I tried throwing unfinished Cryderman blanks but they blew away. Have had good success throw

ing the following ...

* Boomerang ... the film. In Beta video format. Leave it in the case when wind velocity gets above 40 mph.

* Boomerang books ... tie several together. Leave dust jackets on as flaps are adjustable.* Boomerang photos ... if laminated or encased in heavy oak frame. (Wire on back makes them illegal in competition of course).

* Bananas ... singly, or in a bunch.

* Large format world atlas, opened to page with map of Australia.

* Last resort ... Throw entire boom bag. Mine has several pockets that can be opened for added drag.

Many happy retrievals.

*Ken Farr
Ottawa, Quebec*



For the very best quality Finnish Birch Plywood with a 5% USBA discount: mention this ad

Anderson Int'l Trading
1171 N Tustin Ave.
Anaheim, CA 92807
(800)-454-6270
(714)-676-8183



THE USBA is online!

a tour of the USBA website by web author Tony Brazelton

In these days where every television commercial is punctuated by a *www.here.there/ everywhere* it isn't hard to be reminded that computers touch us in nearly every facet of our lives. Computers, by way of the Internet and other online communities, are becoming the most useful and convenient information resource we have. Increasingly more people are turning to the World Wide Web rather than their encyclopedias or libraries for information. With tasteless and adult content concerns aside, we pretty much agree that all this easy-access is a good thing. But what is even better about the whole deal as that the Internet makes it just as easy to be an information *provider* as it is to be a browser.

Within minutes after first laying eyes on the WWW back in 1994, I had a nagging urge to create my own web page. Perhaps this is the Information Age manifestation of

the instinct of territorialism that is so rampant in most male mammals. But what did I want to put on my first outpost in cyberspace? It wasn't hard to come up with the answer: **USBA boomerangs.** The prospect of creating the very first boomerang-related website in the history of the world excited me beyond belief and that thought motivated me to produce what ultimately became *USBAonline: The Official Website of the United States Boomerang Association.*

What follows is simply a tour of the USBA website to give you non-computing members an idea of what this part of the USBA is like and to remind some of you cyberboomers of some perhaps-forgotten resources.

There one can find profiles of the sport's top athletes in a fun trading card-like format. The *Media Guide* also contains descriptions of a separate page for each USBA Individual event. From a given event's home page, one can link directly to World Records and Official Rules (coming soon!), examples of specialized boomerangs used for that event, and action shots of throwers competing in that event.


Another main section of the Media Guide describes secondary high-tech boomerang equipment like sapphire bearing anemometers and duct tape, not to mention other essentials in every throw kit like a windicator, rubber bands, lead tape, stopwatch, chamois cloth, catching glove, rosin bag, and eye protection. This information not only helps newbies grasp what the sport involves, but also introduces budding throwers to some of the overlooked necessities that should be in your comp bag.

The *FAQ* is the ugliest, dirtiest, and most informational section of USBAonline. It is also the busiest.

USBA boomerang pros - Media Guide

The *Vestibule* or *Front Page* contains jumping-off points to the major sections of the website. First-timers are pointed in the direction of information that should most quickly answer common questions. The *Media Guide* and *FAQ* are the most frequently visited parts of USBAonline. Regular visitors are reminded that there may be announcements in the *What's New?* section or maybe a preview of the latest newsletter at the cyberhome of *Many Happy Returns*.

The *Media Guide* is so named more in the expectation of what it will someday be more than the function that it currently



The *FAQ* receives twice as many visits, or hits, as any other single page at USBAonline. Here browsers can find answers to such popular questions as, "Where can I buy a good MTA boomerang?" and "Where is the best place to find boomerang plywood?" and "You can use boomerangs to hunt, right?"

The *FAQ* is also the oldest component of USBAonline. In fact, it predates USBAonline. It was created in 1992 and posted regularly to the now defunct *alt.boomerang* Usenet newsgroup.

An interactive version of the *USBA Calendar* (page 21 this issue) can be found at the USBA website. browsers can link to a tournament's own website, if available. This is also the easiest way to check updates to the calendar throughout the season.

Even *Many Happy Returns* has its own home on the web. As soon as the latest issue of *MHR* goes to the printer two weeks before it hits members' mailboxes, you can check out the highlights here. Boomerang plans published in *MHR* can be downloaded here.

By clicking on the *Membership* button, browsers can automatically join the USBA or update their membership through a form-based web page.

The online version of the *USBA Store* is not yet open for business, but potential customers can browse its current stock to be sure the item they want is available.

Perhaps the parts of USBAonline that best symbolize its usefulness as a reference tool are the *USA Clubs* and *National Orgs* databases. Here net surfers can look up a contact in their part of the world or in their part of the US. Many boomerang connections have been made over the past year which were sprung from these two resources. The *USA Clubs* database could not be possible, however, without the con-

tinued volunteering of more and more clubs and individuals to serve as

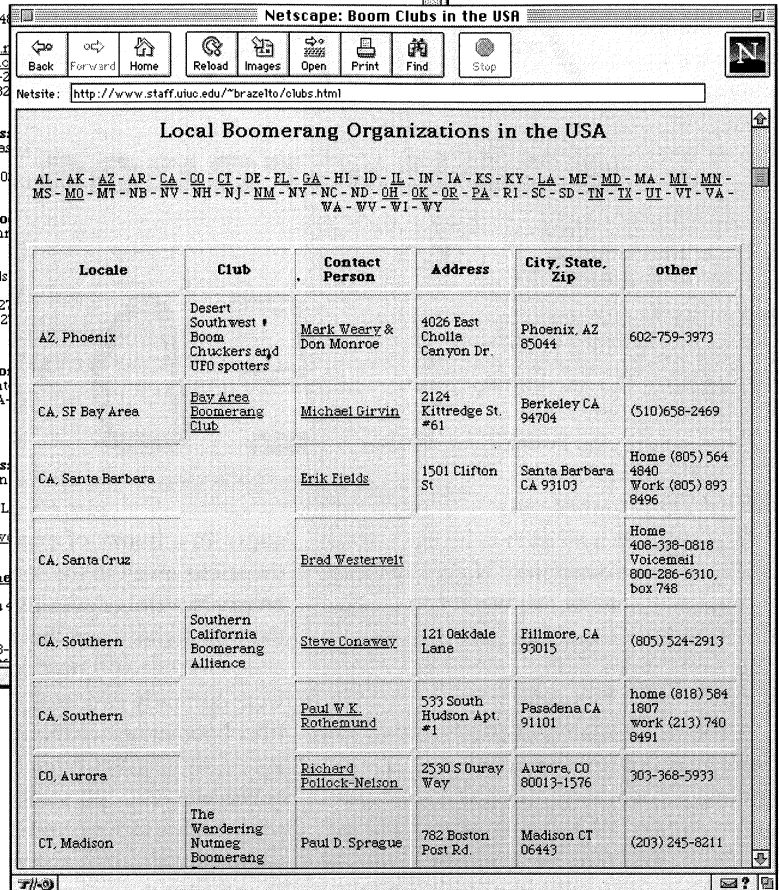
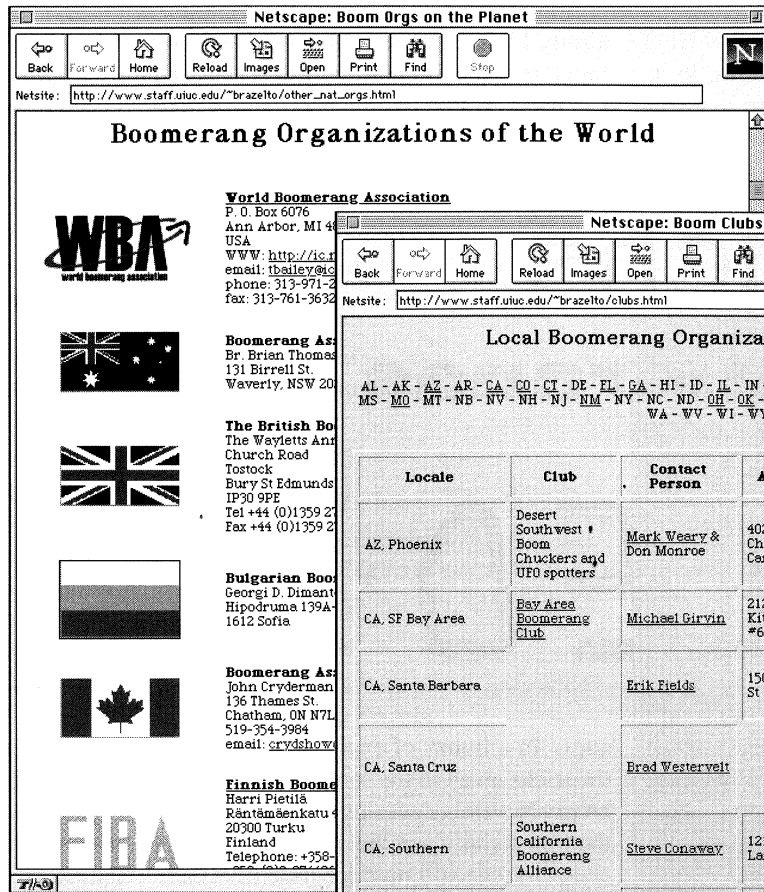
regional or local contacts. Hats off to those grassroots effort-makers.

The general USBA information (this issue inside back cover) describing how to contact your board members and officers and how to join the USBA can also be found on the USBA website by clicking on *About the USBA*. Convenient links to the *MHR*

website and to the membership form are also located on this page.

Although USBAonline provides many useful resources to boomerang enthusiasts all over the world, the place where cyberboomers live and interact is the

RangList, a server which distributes e-mail messages sent to a central location to all subscribers of the list. Since this is a private service by Michael Gray, none of the junk posts and nonspecific crossposts that killed *alt.boomerang* are present. The RangList is truly an open forum where you can express your opinion and bounce ideas off other boomerangers. The RangList arguably has done more for communi-



USBA online

The official website of the United States Boomerang Association

Last Summer, there were a few UFO sightings in Maryland. This, in itself, fails to alarm me, as it seems you can't pull a neck muscle in this country now without spotting a T-shirt, bumper sticker, magazine cover, TV series or major motion picture that doesn't somehow feature big bulbous glowing heads and beady black eyeballs staring back at you. Being Concerned Citizens, Louis Cassorla and I, the Founding Fathers and Dictators-For-Life of JimboLouis Labs, set out on a mission to investigate the reality of the visitations. Naturally, being Boomerang Zealots, we were also looking for yet another excuse to grab our boomerangs and hit the fields, even if the excuse involved Little Green Men.

The task instantly became solving the problem of how to see a boomerang at night. Although Louis and I both had enjoyed several evenings of throwing slotted Darnell ProFlies, we were fresh out of Cyalume Lightsticks. Luckily, the Rang List, an Internet group devoted to boomerangs, (instructions on how to subscribe to the Rang list can be found on page 7) had been discussing ideas for a battery powered lighting apparatus for boomerangs. Of myriad designs, only a few seemed to fill the bill. To me, the ideal device to light up a flying boomerang would be a small module that could be easily transferred from one boomerang to another. Two RangList members designed exactly that: Ed Hankin in Pennsylvania (who has written in MHR about night `rangs before) and California's Johnny Weigel reported great success with small combinations of batteries, high in-

tensity Light Emitting Diodes (LEDs) and resistors to preserve battery life. Louis and I jumped on this design, and after raiding the nearest Radio Shack, we headed out to the JimboLouis Labs Proving Grounds in Germantown for our missions: to watch for alien visitors, and possibly more

importantly, to light up the night sky with our new illuminated booms. I wired up a few of these light modules and affixed them to our boomer-

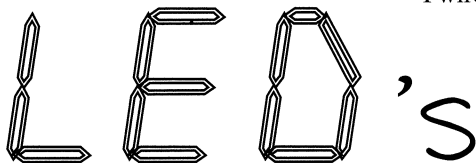
flights, because the thumps of the boomerangs just a few feet away helped us echolocate the landing zone. The corporate movement on the night rang circuit was to call for a redesign based loosely on the original parameters. We returned to the Radio Shack and cleaned out the supply of light producing devices, collected a small pile of lithium button batteries, grabbed various resistors and some token spools of fine wire and a roll of electrical tape thrown in for good measure. We racked it all up on the JimboLouis Labs Corporate American Express Card and returned to the field for Intense Research.

First, I threw away the resistors. They were sapping perfectly good voltage that could be converted to light- and the light of choice turned out to be a 5,000 millicandle Power Jumbo LED, requiring just 2 volts to light. This LED was so bright that in otherwise total darkness it easily enabled us to read the written warning that a kind County Park Police Officer issued us for trespassing on the field after dark. Not to be thwarted, we returned to the field a few hours later, taking caution to park our cars in a less obvious spot this time. We assembled the new modules, simple battery-and-light contraptions, and went to our boombags. Again, the experimental payload's maiden voyage would be flown strapped into the protective elbow of a Technic. We launched the Mark II night rangs into the inky blackness boasting the confidence of a pair of Mad Scientists, complete with maniacal laughter.

Mad scientists, indeed! The success of our modifications surpassed our fondest dreams, causing us to forget the UFO spotting mission altogether. This time the black of night was utterly defiled by the two spinning beams of bright red light that gracefully traced paths back to us and our outstretched hands for a pair of easy catches. The RangList would soon know this miraculous battery-LED combination as the JimboJumboSuperDuperUltraMega LED, the first tangible result of JimboLouis Labs Research. They would also grow sick of the convo-

Aliens, Boomerangs

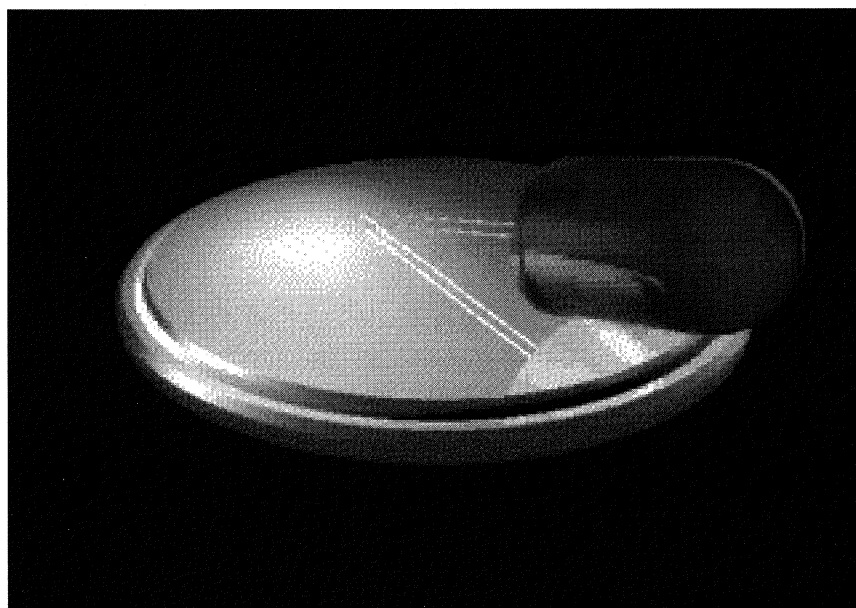
and



by Jim Nieberding

angs. In a frenzy of excitement, we threw the sticks away in the serene darkness of a breezy November evening... and couldn't see the tiny lights once the rang was ten feet away. As the realization congealed that there were currently two totally invisible carbon-fiber boomerangs in the air, we immediately assumed the international out-of-control incoming-boomerang stance (if for some reason you don't know, you drop to the ground and curl your arms around your head) and listened for the silent boomerangs precessing their ways home...somewhere... out there.

Thank heavens we had thrown our reliable LMI & Fox Technics for the maiden



luted name in the months to come as I constantly referred to it on a several-time-per-day-basis.

After a few more amazingly successful throws and catches with the Technics, we pushed the limits of visibility and performance. A quick swipe of electrical tape saw our prized Aussie Round `rangs spinning out into the void sporting the intense LEDs. Amazingly, the boomerangs' performances didn't seem to be hampered by the extra weight and drag of the light module. My tiny Phenolic Ola Wahlberg DeVe with a LED strapped to it's back still scorched out to the 60 meter mark, extremely visible, before finding it's way back to base like a homing pigeon. My Volker Behrens Windex could fly even with a light module on each wingtip AND one in the crook of the elbow, making for an incredible visual spectacle.

The mission priority of UFO spotting was hopelessly lost to further research pushing the limits of our little project. We found that even though you'll never set a record with a night MTA, our lighted ones soared against constellations for upwards of 20 second flights. While competition tribladers wore the LED modules clumsily, my Darnell Ruhf-A-Rang FastCatch remained pretty fast when high-beaming through the evening skies, and my TrickCatch proved a little trickier to catch when all your cerebellum has to focus on is a small glowing disk of red light. It seemed that with the Super-bright JimboJumboSuperDuperUltraMega LED, the dark of night no longer handicapped the use of any boomerang. Long Distance boomerangs? Well why not. I pulled out the Challenger III and taped a burning lamp to the inside of it's monstrous elbow. This was a risky throw for a variety of reasons, but I didn't take the time to try to talk myself out of it. I hurled the `rang to the edge of the world and called to Louis for spotting. The mighty Challenger sailed away, adding distance between us until it seemed like the boomerang and it's cargo were another strobing speck in the universe-but the only red strobing speck. The portable, transferable, reusable and incredibly affordable JimboJumboSuperDuperUltraMega LED proved a tremendous success.

Despite the failure in our extraterrestrial mission priority, Louis and I reveled in the grandiose success of the night `rang and handed out honorary promotions all around

How to make your own

JimboJumboSuperDuperUltraMegaLED

You need:

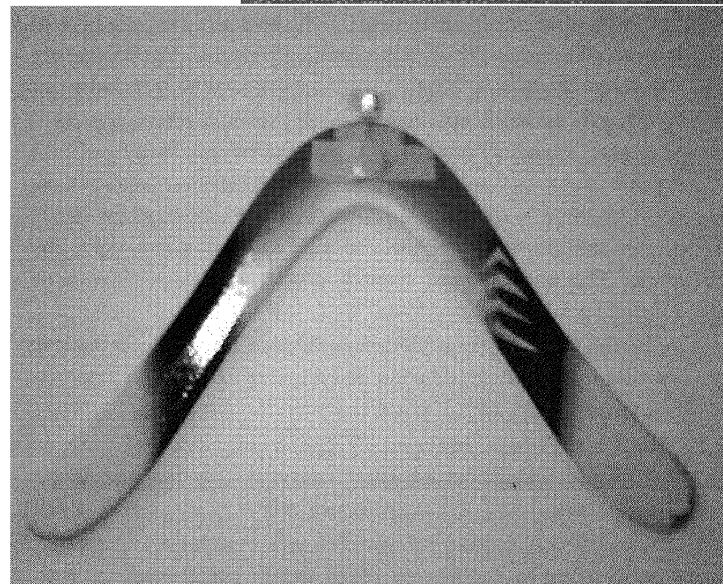
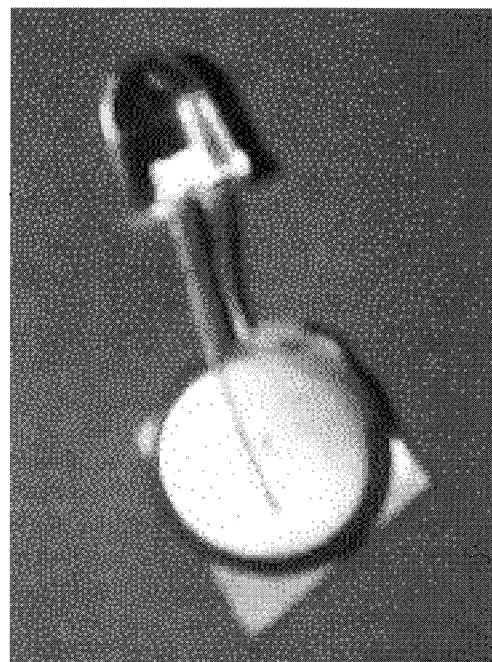
A Radio Shack CR2025 Lithium powercell.

Any of these Radio Shack LEDs:
 276-086 5000mcd Jumbo Red Led.
 276-205 6000mcd Jumbo Yellow
 276-205 2,000mcd Jumbo Orange

A boatload of electrical tape and a sharp knife.

Assemble as shown (right). The battery fits very nicely between the leads of the LED. Tape them together and tape the resulting module to a boomerang of choice.

Jimbolouis Lab tests have shown that you can get almost 20 hours of battery life out of a single lithium cell.



the table. Quizzically spinning red and yellow lights graced the starry night for hours that evening, flying a multitude of altitudes, speeds, paths and ranges. The nocturnal silence was battered by maniacal laughter and the whistling of wings for hours, but neither of us spotted a single UFO. Oddly, the next

morning's news reported a mysterious rash of new sightings in Gaithersburg, just about where we were watching. Strange. Apparently, more sessions are in order, with our new night rangs, of course.



Q&A

Fast Catch: A Sweeping Judgement

QUESTION

Here at *MHRHQ* we've noticed that all of our Fast Catch booms have forward-swept wings. Assuming this isn't some weird coincidence, what is it about the forward sweep that makes a better FC boom?

ANSWER

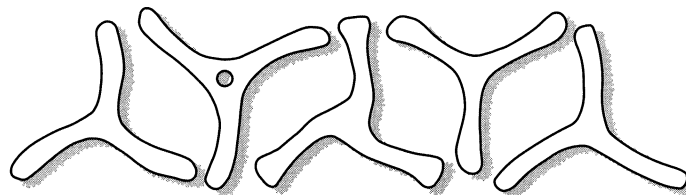
by Ted Bailey

Start with a neutral tri-blader. The blades are not swept either forward or backwards. The center of pressure on the airfoil, when at its maximum lift position (blade straight up), is typically at the quarter chord. This is a line **parallel to the leading edge** and located 1/4 of the way from the leading edge towards the trailing edge and is slightly forward of the boomerang's center. This boomerang has some tendency to lay down because of the **center of lift** in the forward position.

If you offset the blade forward, it wants to lay over even more because the center of pressure is driven forward and that makes the front of the boom want to rotate towards you even more. Gyroscopic precession enters the picture and acts 90 degrees in the direction of spin. This results in the boomerang wanting to lay over **with the upper surface pointing up**. This is an excellent trait for a floater, but **not** for a fast catch boom.

If you offset the blade to the rear, the center of pressure is positioned to the rear and the opposite motion happens. The boomerang will resist laying over because the forces are to the rear and gyroscopic precession keeps it in a nearly vertical orientation as it progresses around it's orbit. This is an excellent trait for a Fast Catch boom because you want the boomerang to provide only a small amount of it's lift towards counteracting gravity. You want everything else to go into the turning torque that makes it move in a fast, tight, low circle. This was discussed in detail in several issues of *Boomerang Journal* back in the early 1990s.

By the way, you can get the same effect as offsetting the blade to the rear by modifying dihedral and angle of attack. Just visually



think about shifting the center of pressure forward by adding dihedral and/or positive angle of attack to the blades or shifting the center of pressure rearwards by doing the reverse bend and twist. Now you are on your way to knowing many of the secrets of the top competitors who bend and twist their booms on the field prior to an event. I wonder if they really know why they are doing it?

You can also modify the flight profile by carving a bevel into the underside of the leading edge to induce positive angle of attack.

Another cute Fast Catch trick is to undercut the blade to add camber to the airfoil. This really makes a Fast Catch boom speed up. However, it is not the increased lift of the camber that is providing the entire speed effect. Even more important is that the inertia of the boomerang is reduced. This allows the turning torque generated by the blade's lift to overcome the inertial resistance of the spinning [top] and shorten the total time it takes for the boomerang to precess. This can also shorten the range if you are not careful. Doug DuFresne had a clever way of doing this with his two bladed Fast Catch model back in the 1980s. Instead of undercutting the arms, Doug simply made the boomerang out of a very light wood: same lift; less torque; no uncutting hastles; and a stronger boom! This was a killer Fast Catch and would be king today except for it was much harder to catch than the current tri-blader models.

Ted Bailey has a MS in Mechanical Engineering and extensive experience in the aerospace industry. He has been active in the design of high tech booms for more than 20 years and has written numerous technical articles on boomerang dynamics.



GENERAL

THROWING AND
TUNING TIPS

from Gel's Notebook

The following tips on various topics are general at best. They are not definitive statements about the various topics. They are tips that have worked for me with my particular throwing style. For throwers who want some throwing and tuning tips, these can serve as a starting point for you when you go out to throw.

-Gel

Fun Friends and Practice The key to having success with boomerangs is fun and practice. If it's not fun, don't do it. If you want to be proficient, you have to practice.

And the key to both is to make each boomerang your "friend."

Making a boomerang your friend means that you: 1) figure out how the boomerang needs to be thrown to achieve the desired result; 2) weight and flap the boomerang to help achieve the desired result (there's not one boomerang in my boom bag that does not have an added flap, or weight); 3) throw your boomerang over time (months to years) in varying conditions so that you know how that boomerang will move in the air.

Flapping Boomerangs If you have boomerangs that are your friends, you will throw and catch with skill. Adding flaps reduces the spin on a boomerang and slows the boomerang down. On windy days it makes sense to add flaps to your boomerangs to prevent the boom from flying past you. Generally, and I say generally because every boomerang design has different tuning characteristics, place flaps in the center part of the wing parallel to the length of the wing. The longer or higher the flap, the larger the effect will be. To make a boomerang fly higher and/or shorter, place the flap near the trailing edge

on the top side. To make a boomerang fly lower and/or further, place the flap near the leading edge on the top side. For two-winged boomerangs, the closer the flaps are to the tips, the stronger effect. On Multi-winged boomerangs be careful not to place the flap too far out each wing, because sometimes it can make the boomerang fly in a straight line. Examples of how to apply these flapping techniques:

1) If you know you have a 40-50 meter boomerang that always works well, and you find yourself throwing on a flat field with a steep upward slope located right about at the spot where your boomerang hits its flight apex, and your trustworthy boomerang ends up dying and hitting the ground without a full return, what do you do? You assume that the hill is causing a strange wind current, and then place a 1/4" long, 1/2" high flap near the elbow at the trailing edge on the top side. This might help the boomerang fly higher and complete its full return.

2) If you have a Fast Catch boomerang that always flies over your head, try placing a 1" long, 1/16" high flap on one wing at the leading edge on the top side a small distance from the elbow. This might help it fly low and back into your hands.

Some boomerangs can become magic with the right flap. Some boomerangs won't react any different with a flap. You must experiment with height, length, and placement. Try top, bottom, big, small, one, many....

Adding Weight Adding coins for weight causes the boomerang to travel further. Simply tape a dime, penny, nickel, or quarter to your boom. The larger the weight, the further the boom will travel. As a starting point, tape a coin to the flat side of the lift arm on two-winged boomer

angs. For multi-winged boomerangs try one or more of the wings (you may be surprised how nonuniform weight distribution will work quite nicely). The closer the weight to the wing-tips the further the range. Sometimes, "weighting a boomerang out" can help in windy conditions. In calm conditions, take weight off to attain complete returns. Experiment with placement at all points on a given boom. This will yield many different flights.

Freestyle The key to trick catching is position. You need to be in front of the boomerang's forward path. Even when the boomerang is high in the air and appears to be coming straightdown, it has a forward direction. You need to position your body so that the boomerang is traveling straight toward attempting a behind-the-back catch, then the boomerang needs to be traveling toward the palm of your hand which is behind your back. You actually need to know, in advance, where the boomerang is going to be! If you are trying a foot catch, you need to be on the ground before the boomerang is there. If you are attempting foot, fist, or head hacky, you need to make sure that your foot, fist, or head is directly in front of the forward direction of the boomerang. That way when you hacky the boomerang, the boomerang bounces in front of you. Remember, the boomerang is continually turning, so you have to continually adjust your position in relation to the boomerang. So get out there and throw that freestyle 'rang 500 times and learn how it moves in the air. If you can't do four hackies to a trick catch, then you have not been practicing enough!

Juggling First you must have two boomerangs that have the same flight patterns. That way you can use the same throw/release point every time. The difficult thing about juggling is that you have to do two things at once. You must make a perfect throw while setting up to make a perfect catch- over and over and over. It helps to always keep the incoming boomerang in front of you! Run if you have to, but keep it in front of you. This way you can see the incoming boomerang while you throw out the second boomerang. Juggling is one of the hardest boomerang feats to accomplish. If you can juggle, other boomerang feats and events won't seem as hard. So

FEATURES

practice up!

Tri-Winged
Fastcatch
+
Endurance

The key to throwing and catching a fast boomerang is to mentally prepare yourself before you make your first throw. Fastcatch boomerangs are not gentle boomerangs. They want to hurt you. So you must change your mindset. You must dominate the Fastcatch when it hurls itself toward you. Watch the boomerang carefully and slap your hands together hard when you catch. When you do learn how to throw and catch it, then you have to learn how to do it five or more times in a row. It is helpful to not think of the total event. Think of only "one catch, one throw, one catch, one throw..."

To increase the distance on a "trifast" tape a dime to one, two, or all three wings. The closer the weights are to the tips the further the distance. If boom flies over your head, try throwing more vertical, and/or tape a small flap on the top side near the leading edge. If a trifast crashes into the ground, try

throwing harder, or higher, or with more layover, or try bending dihedral into one or more arms, or try placing a flap at the trailing edge near the center.

MTAs are advanced boomerangs that are difficult to throw. The "window" of throw and release is very small. Incorrect throws can yield very high, out-of-control descents that will crash into the ground. Tuning knowledge is required to become proficient at MTA throwing. Although learning to throw MTAs is difficult, the rewards are long, graceful, seemingly silent flights that will appease your sense of greatness.

MTAs are thrown much higher than other boomerangs: 10-40 degrees elevation. Throw easy at first, then throw harder for more height and hover. Be sure to keep the MTA near vertical upon release. Horizontal throws will result in out-of-control descents that can be dangerous and result in broken boomerangs. If the boom reaches its highest point and is not flat, you have thrown it too high, or too vertical- throw

lower or with more layover. If the boom flattens out before it reaches its highest point, you have thrown it too horizontal-throw higher, or more vertical.

Tuning MTAs may be necessary from time to time. Gently bending the arms will change the flight. Stability is gained by bending positive angle of attack into the tip of the lift arm, negative angle of attack into the dingle arm, or dihedral into dingle arm. Height is gained by bending dihedral into tips of lift arm or dingle arm. Avoid bending in the elbow area. Your best bet is to stick with two keys: 1) for STABILITY, bend positive angle of attack into lift arm tip; 2) for HEIGHT, bend dihedral into dingle tip, then if you want more height try the lift arm tip. Remember: throw easy at first, and be gentle when tuning.

Tuning
Phenolic or
Plastic
Three-Winged
Trick Catch
Booms

Flaps will reduce spin and can help to produce a predictable hover. Bending positive

Member Profile: Gary Broadbent

by Rob Hamel

Boomerang's own comeback kid

You could argue that no individual has exposed more people to boomerangs than Gary Broadbent.

"You're talking to a person who is beyond obsessed with boomerangs," says Broadbent. "It's more than a passion, it is everything that I am. Everything I see becomes a boomerang."

He's quick to note that his Canton, Ohio home houses what is likely the world's largest boomerange collection at well over 10,000 rans. In three months he turns out 22,300 of his Roomarangs and 6,400 of his Backyard Boomerangs. And even if you've never met Gary, he's easy to pick out in a crowd.

"Everything I wear has boomerangs on it, from my boomerang watchband to my boomerang tennis shoes to my boomerang outfits. I won't buy a shirt or a sweater unless it has boomerangs on it."

Broadbent's passion is anything but unfounded, though. Behind his obsession lies

a great deal of success. Combined with his wife, Vera, Broadbent helps support his seven children through Broadbent Boomerangs, selling his successful Roomarangs and Backyard Boomerangs. He also gives demonstrations across the country, all the while carrying credentials that include a member of the 1987 U.S team that won the world championship and four-time individual event world recordholder.

But there was a time when life wasn't so good to Gary Broadbent. Having fallen in love with boomerangs at a tender age, Broadbent graduated from Cleveland State University in 1986 but followed the advice of others and put of his dream of earning a living through boomerangs on hold.

"I graduated with a physics, communications and comprehensive science degree," says Broadbent. "I told my mom and dad and eight brothers and sisters I wanted to do boomerangs for a living and everyone laughed at me."

So Broadbent took a 'real' job with Campbell's Soup in sales.

"It was a good job, but it wasn't what I wanted to do for the rest of my life," he recalls.

His life changed forever in May of 1988, when he was left as a single parent with five children under the age of five, two of which had cystic fibrosis. At no other time in his life was his endless optimism more important.

"Any other person that would have had to deal with that couldn't have done it except me," he says.

Suddenly, spending days away from his children was no longer an option. He had to find a career that would support his family yet allow him to be with his children. And the answer was right under his nose.

"I thought 'I have to be at home with my kids. I've got to make boomerangs my living,'" he says.

And he hasn't looked back since.

"I can't tell you the last day I haven't

continued on page 14

angle of attack will: 1) make it turnquicker and shorten the range; 2) prevent "S" flights by adding stability. Negative angle of attack will cause the boom to turn slower and have a longer range. Dihedral will cause the boom to fly higher. Negative dihedral will make the boom fly lower.

Tuning Phenolic or Plastic Three-Winged Doublers
 The tuning tips for Doubling are the same as stated in the above Three-Winged Trick Catch section. The key to Doubling is to have two booms that are thrown with the same elevation, layover and velocity, but have different resulting flights. The Insider

should have flaps on the top of each wing and positive angle of attack bent into one or more wing/wings. The flaps will reduce spin and cause it to drop faster than the Outsider. The positive angle of attack will cause it to turn more quickly than the Outsider and prevent "clicking." Hold the Insider on top of the Outsider. If they do click, bend positive angle of attack into the Insider, or bend negative angle of attack into the Outsider. Be careful when adding negative angle of attack, because too much will cause the boom to have an unpredictable "S" flight. Weights are sometimes helpful in wind. Tape one weight on each wing. The Insider weights should be on the top and close to the center. The Outsider weights should be

on the bottom and should be close to the wing-tips so the Outsider travels further and will set up in front of you

Conclusion Get out and methodically experiment! The empirical results will cause you to smile because knowledge has been attained. Experiments over time will yield improvements in your ability to throw and catch.

Practicing over time with your friends is fun. That is the equation that has worked for me.

Michael 'Gel' Girvin is a perennially top-ranked US thrower from Berkeley, CA who has probably taught more boomerang classes than everyone else on the planet combined.



Member Profile: Bud Pell

by Rob Hamel

This Bud's no lightweight

A word of caution to begin: Speaking to Bud Pell for prolonged periods of times can cause serious damage to lackadaisical and lazy attitudes.

Think you're busy? Are you convinced that you could not possibly squeeze one more thing into your daily schedule? Chances are, Pell makes your initiative look like that of Al Bundy's.

"I've written my congressman to add another day to the week, but he won't listen," says Pell. At first you laugh. But after considering this retiree's energy level and ambition, you think he just may be able to pull it off.

Pell, who retired as a process engineer from Ford Motor Company nearly five years ago, has been throwing booms for more than a decade, thanks in large part to his family. His first boom was a Christmas gift from his mother.

"When my brother and I graduated from high school and entered the real world,

for Christmas we got shirts and socks and underwear," Pell recalls. "So we took our mother aside and said 'Look Ma, we're still your kids and for Christmas kids get toys, so we want toys.'"

From then on, the Pell boys would receive puzzles and games and models and just about any other toy that would suit a grown up. And in 1982, Mrs. Pell hit the nail on the head.

"She gave us two boomerangs from the Smithsonian Institute," he says. Lacking clear instructions, Pell found it difficult to get the boom to return. So, like many others frustrated by their first boom, he tucked it away. It wasn't until three years later when his son, Chuck, began making boomerangs that the interest was rekindled. About that same time, Pell saw a Rich Harrison ad in Popular Science and ordered a catalog. He ordered three booms -- which came with instructions - and he hasn't stopped throwing since.

"It just escalated from there and now I have between 300 and 400 boomerangs," says Pell.

He doesn't hesitate when asked if he has a

favorite.

"The Colorado Boomerangs' Delicate Arch. It has distance, it's very controllable, it handles light winds and strong winds, and it gives me a good feeling when I throw it out about 50 yards and have it circle and come back without moving."

It's a wonder Pell stands still long enough for the catch, though.

This past summer he missed his first national boomerang championships since 1990 when he spent the summer on his 22-foot sailboat.

"79 days straight on Lake Michigan," he says. "That was incredible, and it fulfilled a dream I had always had."

The dream wasn't his alone, though. When he and his wife were raising a family, each summer they would vacation on Lake Michigan. The couple planned to buy a sailboat and spend the summer on the water once the kids grew up and moved on.

continued on page 14

USBA WEBSITE

(continued from page 7)

list of hyperlinks to other relevant websites. The *Sites* section of USBAonline used to be comprehensive when there were only a few boomerang-related websites out there. Now it lists only the sites which I feel would be most informative to the typical browser just trying to get a handle on our unique sport as well as new, exciting sites that could use some initial promotion. Also on the *Sites* page is a list of some of the higher profile search engines and specialized directories where USBAonline is listed.

Finally, if searching through all of these resources does not yield the information you require, you can bail out and ask me for personal advice on where to find information on a particular topic by clicking *Need More Info?*

I hope this tour of the USBA website has convinced some of you procrastinators to go out and get connected and maybe reminded some of you web junkies that USBAonline is a huge website with many resources that are easily overlooked.



GARY BROADBENT

(continued from page 12)

thrown and caught a boomerang," says Broadbent. "It's like my drug. I can't see any human being throw and catch one of these and put it down and never do it again."

Other than the last day he hasn't thrown a boom, there's little about boomerangs Broadbent can't remember.

He knows that it was Nov. 4, 1982, when he first met and threw with Chet Snouffer. And he also recalls that fateful Christmas Day in 1972 when he threw his first boomerang.

"Like everybody who had gotten a boomerang that didn't work, it was one of those Sportcraft boomerangs with the red tips," he says.

But that's where Broadbent separated himself from other kids.

"I was so frustrated that that boomerang wouldn't come back, but I didn't stop there like a normal kid would. I became obsessed with wanting to know everything and anything about the boomerang."

He told family and friends that if they saw a boomerang anywhere, buy it and he'd give them double what they paid for it. And so his passion began.

Now Broadbent makes and sells booms, gives demonstrations and competes at the elite level and, in light of what would have ruined others, considers himself a lucky man.

"I wouldn't trade a thing. I would replay everything the exact same way," he says. "I get to be an artist, a scientist, a carpenter and an athlete."

But even with all is success in boomerangs, Broadbent knows where his true talent lies.

"I've always had an extremely positive attitude towards everything," he says. "I'm not obsessed with winning, my number one thing is to have fun with the sport and introduce it to anybody and everybody who would be interested."

Broadbent takes pride in the message he gives to kids during his demonstrations.

"My talk is educational, inspirational and motivational on the history, sport, hobby, craft, art and competition of boomerangs," he says. But that's not the most important message he gives to kids during his demonstrations.

"I tell them I took what I love to do and I made it my living. If you're a good person and a good student and a good citizen, good things will happen to you. This is what my demo is all about."

And spreading the word of a sport that his meant the world to him.



BUD PELL

(continued from page 13)

"In 1990 my wife passed away, so I took it upon myself to do it solo," he says.

It's not the first dream he's fulfilled, and surely won't be his last.

In the early 70s, the Detroit, MI native was sent to California to help Ford set up a new assembly line. While there, he just so happened to learn to fly sailplanes.

"Pure flying is glider flying," says Pell. "Using natural forces to stay up for five hours and travel 200 miles is very challenging."

When not in the air, or staring skyward at a boomerang, Pell keeps his focus squarely on terra firma. He enjoys mountain biking, and after racing one year and deciding competition was not for him, he turned to helping others.

He helped form the Michigan Mountain Bike Association (MMBA) several years ago, in addition to having designed nearly a half dozen mountain bike trails throughout the state. And when the cold winter winds hit his part of the country, it's not surprising that Pell finds endeavors to keep himself busy. He's taken up iceboating, telemark skiing and cross-country skiing.

You'd be quite wrong, however, if you pictured Pell as some thrill seeking adrenaline addict. He's got a more mellow side, from which

he derives just as much pleasure.

When Pell retired, he began carving shorebird decoys. Used 100 years ago to hunt shorebirds, the sport was banned in 1927 by the federal government. As a result, there are a limited number of shorebird decoy carvers scattered across the country.

"There are a still a few people who carve in the old style and get awards in shows if they're good enough, and I've taken best of show and second best of show," he says.

He has recently set his sites on getting a book published. Although several years ago he published a book of boomerang poetry, Pell this time is setting his sites a bit higher.

"I'm writing up all my journal notes from the summer [trip on the boat] and if I have any luck with them I might try and have them published," he says. "Writing is another one of my secret ambitions now that I'm retired."

He'll have to squeeze his writing in late at night, however. If you haven't already noticed, his time is in short supply, and often his time is shared for the benefit of others. Pell volunteers nearly 1,000 hours a year that are shared between several worthy causes, which include the National Ski Patrol, Detroit Zoo, MMBA, Oakland County Nature Center and Special Olympics.


"I'm always willing to help," he says. "Wherever I go it seems I'm destined to end up helping people."

Pell says it's hard to say what drives him, but it's surely not for recognition or to collect accomplishments.

"I just like to be myself."

Even if it does find Pell leaning towards the unusual and unique. He also carves fish decoys (used for ice fishing and legal in several states), races outboard boats and sports cars, and "sea" kayaks Lake Michigan?

How many people can lay claim to the above accomplishments? Probably just one.



REPORTS

Kimball Union Academy
Tournament
June 14, 1997
Meriden, NH

Sixteen throwers came to New Hampshire to test their mettle in the notoriously tricky winds at Kimball Union Academy. Winds were consistent out of the northwest but there were a few breaks and those who could take advantage generally prevailed in each event. It was a far cry from last year and Hurricane Bertha with her 3 inches of rain.

Jim Fordan and Mike Forrester came up from D.C. and Stephane Marguerite and Gaston Jacques came down from Montreal to join the usual Northeast crew and make it a mighty fine afternoon, followed by lasagna at the Flynn residence.

Adam Ruhf and Rob Parkins dueled it out in the first three events- Accuracy, Trick Catch and Doubling- to move way ahead of the pack. Stephane then edged out Rob in Endurance (quite grueling on this day) 39-38 but Adam came up last and found some of the diciest winds of the day. The wind won the battle easily as Adam managed only 17 catches and gave up the lead to Rob.

After lynch, Adam bounced back and won Aussie Round 57-56 over Paul Gustafson and Rob and John at 51. Flynn got a wind break in Fast Catch and scored 25.47s, thinking in mid-round, "This must be what a Chet moment is like." Rob and Adam were just behind with about 27s. Eric Darnell took the final event, MTA, with 33 seconds and Rob took third to clinch the day 57.625 to Adam's 54.50. Dan Derezynski, competing valiantly on a ski-damaged knee, won

the Open division and Carter Scott was the only novice. However, she displayed a strong arm and uncanny boomerang savvy on her fourth-ever day of throwing. A spot on the US Team could be in her future.

Overall it was a fun and humbling way to start the year in the Northeast and a great warmup for '97.

John Flynn

3rd Annual West Seattle
Open
June 21, 1997
West Seattle, WA

The day dawned as predicted capped by ominous black clouds and cool- the promise of the "breezy" a certainty. Did that faze the boomerang throwers who had been breathlessly anticipating this day? Well, maybe, but 16 of them came anyway!

The day featured maximum efforts, often for little reward by the 6 Sport, 5 Open and 5 Novice division throwers. Three of the latter- Marco, Becky, and Sho Fuji were making their boomerang tournament debuts.

Despite the build-up 20+ mph winds, which were in full bloom by the middle of the third event, good spirits and friendships renewed or begun were the order of the day.

Betsyew Miale-Gix

SCORES

10th Annual Gateway Classic St. Louis, MO May 25, 1997

Accuracy Smucker 40, Brazelton 39, C. Frazier 39, D. Frazier 39. **Australian Round** Gorski 77, Snouffer 61, B. Brazelton 60. **Doubling** T. Brazelton 24, G. Snouffer 23, Gabriel 21. **Endurance** Gorski 46, Fitzgerald 42, Leifeld 40. **Fast Catch** Leifeld 26.30, G. Snouffer 26.68, D. Frazier 27.16 **MTA 100** G. Snouffer 35.90, B. Brazelton 31.39, Davis 29.84. **Trick Catch** Kaminski 31, Gorski 30, Gabriel 29. **Overall** Leifeld 49.5, G. Snouffer 46.5, Gorski

42.0, T. Brazelton 39.5, Gabriel 33.5, B. Brazelton 32.0, D. Frazier 26.0, Fitzgerald 24.5, Jones 21.5, Smucker 16.5.

Kimball Union Academy Comp Meriden, NH June 14, 1997

Accuracy Parkins 31, A. Ruhf 27, Marguerite 26. **Australian Round** A. Ruhf 57, Gustafson 56, Flynn 51, Parkins 51. **Doubling** A. Ruhf 23, Parkins 19, Forrester 17. **Endurance** Marguerite 39, Parkins 38, Flynn 30. **Fast Catch** Flynn 25.47, Parkins 27.06, A. Ruhf 27.63. **MTA 100** Darnell 33.01, Flynn 29.82, Parkins 26.12. **Trick Catch** A. Ruhf 31, Jordan 27, Parkins 25. **Overall** Parkins 57.625, A. Ruhf 54.50, Flynn 43.875, Forrester 29.375, Darnell 26.75, Marguerite 23.25, Jordan 20.375, Gustafson 18.375, Promislow 12.125.

3rd Annual West Seattle Open West Seattle, WA June 21, 1997

SPORT: Accuracy Girvin 40, Kavanaugh 34, Monroe 32. **Australian Round** Miale-Gix 67, Gix 56, Flynn 57, Girvin 52. **Doubling** Kavanaugh 17, Monroe 14, Girvin 11. **Endurance** Kavanaugh 34, Girvin 31, Miale-Gix 28. **Fast Catch** Gix 23.34, DuFresne 26.58, Girvin 27.59. **MTA 100** Kavanaugh 25.03, Girvin 20.53, Monroe 12.34. **Trick Catch** Girvin 28, Gix 27, DuFresne 17, Kavanaugh 17. **Overall** Girvin, Kavanaugh, Gix. **OPEN: Accuracy** Herlan 22, Caliandro 12, Entwistle 10. **Australian Round** Entwistle 24, Caliandro 19, Kiefer 18. **Doubling** Caliandro 4, Alberg 2, Entwistle 1. **Endurance** Alberg 23, Caliandro 17, Entwistle 10. **Fast Catch** Alberg 39.79, Caliandro 1:00.85, Entwistle 4 catches. **MTA 100** Alberg 19.09, Caliandro 12.12, Entwistle 11.47. **Trick Catch** Alberg 10, Caliandro 6, Kiefer 3. **Overall** Alberg, Caliandro, Entwistle. **NOVICE: Accuracy** Neelands 17, Fuji 10, Croman 8. **Australian Round** Croman 30, Neelands 23, Fuji 14. **Doubling** Neelands 1. **Endurance** Neelands 10, Fuji 7.38, Marco 3. **Fast Catch** Fuji 4 catches, Neelands 4 catches, Croman 2 catches. **MTA 100** Neelands 20.42. **Trick Catch** Fuji 7, Neelands 2. **Overall** Neelands, Croman, Fuji.

Amherst Comps Amherst, MA June 28, 1997.

Accuracy Broadbent 44, Kinney 44, Frazier 40. **Australian Round** G. Snouffer 83, Parkins 78, Gorski 71. **Doubling** Girvin 60, C. Snouffer 28, Koehler 28. **Endurance** Flynn 45, Gorski 44, C. Snouffer 44. **Fast Catch** C. Snouffer 18.81, Flynn 19.26, G. Snouffer 19.32. **MTA 100** Gorski 48.94, Flynn 46.48, Anthony 42.44. **Trick Catch** C. Snouffer 53, Parkins 34, Dickson 34. **Overall** C. Snouffer 59.94, Gorski, 44.89, Dickson 40.90, G. Snouffer 38.77, Flynn 38.22, Girvin 37.21, Leifeld 35.01, Broadbent 34.74, A. Ruhf 30.28, Parkins 29.83, Koehler 29.17, Brazelton 26.68, Weary 24.52, Miale-Gix 24.17, Darnell 21.96, Jordan 21.34, Joyce 21.31, Schramm 21.12.



www.staff.uuc.edu/~brazelto/MHR.html

Be sure to look for these little boxes throughout *Many Happy Returns*. These contain web addresses where you can find certain articles and resources on the USBA website. In many cases, the web versions are enhanced, more detailed, and interactive.



P H O T O J O U R N A L




'Rev' Jim Schramm



Don 'Spike' Frazier



Steve Bolen



Willie Davis

photos by Gerald Bolen


**10TH ANNUAL
GATEWAY CLASSIC**

boomer *action* caught on film

AMHERST



Chet Snouffer



Kris Kinney



Rob Parkins



Michael 'Gel' Girvin

photos by Tony Brazelton

S P E C I A L R E P O R T

MHR changes editorship

Commission system possible

Although it may be obvious by now, the USBA newsletter, *Many Happy Returns*, has undergone a renaissance. A collision of several factors, mostly involving other time commitments, has forced previous editor Gregg Snouffer to resign. Tony Brazelton, Secretary of the USBA, is now editor-in-chief of *MHR* beginning with this issue.

The most obvious change from the last issue (#68) is the cover and masthead. "I wanted to make it apparent from the moment you open your mailbox that this was not the same old newsletter- that this was something different and new and good," said Brazelton. Other organizational and aesthetic changes have also been made.

Snouffer gave *MHR* a huge push in the direction of a new, improved newsletter when he took the helm last year. "The momentum of change caused by Gregg's efforts to revamp *MHR* has helped me a great deal," remarked Brazelton. "Gregg paved the way for for some really wholesale changes to be made to make *MHR* more informative and entertaining."

The USBA board will vote whether approved a proposed budget

for *MHR* which allows the editor to commission articles and to make payments to contributors whose articles are published. "This is the method by which I believe I can keep the material fresh and diverse," said Brazelton. "There are alot of people out there with great ideas. In many cases I think a modest reimbursement for their efforts is all the motivation they need to write up the stuff in their heads and send it in."

All submissions of advertisements, articles, letters to the editor, and other contributions should be sent to the Champaign, IL address on the inside cover of this issue.

With the change in editorship, some things will remain the same however. International members on the newsletter exchnage program should still send their copies to Gregg Snouffer. Also, questions about membership status should still be directed to Gregg Snouffer at the Delaware, OH address (inside back cover).

If the board approves the commission system, payments for articles will be made according to the guidelines described in informational box in the inside cover of this issue.

Brazelton also intends the newsletter to be closely coupled with USBAonline, the website of the USBA. "References to parts of the website will be made in *MHR* where appropriate and vice versa. Hopefully, this will enable members to more easily use the USBA as an informational resource," he explains. "For example, if you want contact a club in your area, but aren't sure that that the address listed in your 3 month-old *MHR* is accurate, then you can just check the corresponding part of the website to get the most up-to-date information. There are lots of reasons this intermedia relationship is useful. This is just one example."

Other examples of ways readers or browsers can benefit from this system include the following: Downloading plans published in *MHR* directly from the website, checking the online USBA store for current stock before ordering, downloading articles and resources published in *MHR*, e-mailing USBA board members directly, hyperlinking to tournament web pages from the online events calendar, and previewing *MHR* before it hits your mailbox.

HOT
news flashes

My (insert model here) won't work. What's wrong with it (or me)?

N E W
W E B S I T E
ANNOUNCEMENTS!

Are there any boomers in (insert city here)?

HOW TO GET a SMOOTH FINISH

Does the Coriolis Force affect Boomerangs?

$$L = \frac{1}{3} M l^2 \omega$$

MATERIALS

1001 WAYS TO MAKE A BOOMERANG
GLOW IN THE DARK

how to rid boomerang fields of soccer players

repairing
broken
rangs

how to get boomerangs out of trees

best
power tools

PLANS FOR PAPER BOOMERANGS

What's the best sealer?

tuning tips

Anyone have a (insert discontinued model here) they're willing to part with?

Where to find this information?

It's all on the RangList.
www.staff.uiuc.edu/~brazelto/RangList.html

BOOM fragments

WING IT! The Best Boomerang Book Ever by Steve Tomecek is a new boomerang book that comes with a Flip 'n Fly glued to the cover. The 22-page book covers history, tuning, competition, trick catching, weighting for distance and includes materials and instructions for making your own. Price at Barnes and Noble is \$7.95

The Boomerang Man now carries LMI/FOX products, Tibor Horvath long distance booms, and Volker Behrens rangs.

Tom Fitzgerald has a web page for the 1998 World Championship in ST. Louis at http://users.aol.com/tbrang2/World_Cup98.html

Jonas Romblad is taking MTA orders for the first time in almost two years. The cost is 800 SEK per boomerang plus 50 SEK per order. Payment is only accepted in Swedish currency (SEK) by International Postal Money Order. Orders are accepted only by mail. Payment on delivery is preferred. Jonas Romblad Staltradsv. 17 2tr. 168 68 Bromma SWEDEN.

The World Boomerang Association has a new Home Page at <http://users.aol.com/tbrang2/WBA.html>.

United States Plastics has a 200 page catalog full of materials including acrylic, polycarbonate, UHMW, acetal, PVC, nylon, polypropylene, etc.

www.staff.uiuc.edu/~brazelto/MHR.html

Be sure to look for these little boxes throughout *Many Happy Returns*. These contain web addresses where you can find certain articles and resources on the USBA website. In many cases, the web versions are enhanced, more detailed, and interactive.



new webstes

<http://www.fordflyers.com/>
FordFlyers Boomerangs. Commercial.

<http://www.rediboom.com/>
RediBoom. Commercial.

<http://fb4-1112.uni-muenster.de/boompark/index.html>
Gerrit's BoomPark. Boomerang information website.

<http://www.aitwood.com/>
Anderson International Trading. Commercial.

TOURNAMENT WEBSITES

http://www.staff.uiuc.edu/~brazelto/Illini_Classic.html
3rd Annual Illinois Classic

<http://www.kittyhawk.com>
1st Annual Kitty Hawk Kites Invitational

They stock four grades of phenolic. Call 800-537-9724 or write to United States Plastics 1390 Neubrecht Rd. Lima, OH 45801.

Barnaby Ruhe regrets to announce that the Emmaus, PA tournaments have been cancelled for 1997 due to a scheduling error.

Next season's back-to-back night/day Emmaus tournaments will take place August 30, 1998.




Send your news boom fragments to MHR.

We'll glue them together!

See inside back cover for details.

REGIONAL CLUBS AND CONTACTS BY STATE

AZ Phoenix	Desert Southwest Boom Chuckers and UFO spotters	Mark Weary & D. Monroe	4026 East Cholla Canyon Dr. Phoenix, AZ 85044	(602) 759-3973
CA San Diego		John Weigel	1323 La Mesa Ave. San Diego CA 91977	(619) 462-4379
SF Bay Area	Bay Area Boomerang Club	Michael Girvin	2124 Kittredge St. #61 Berkeley CA 94704	(510) 658-2469
Santa Barbara		Erik Fields	1501 Clifton St. Santa Barbara CA 93103	(805) 564-4840
Santa Cruz		Brad Westervelt	Voicemail 800-286-6310, box 748	(408) 338-0818
Southern	Southern California Boomerang Alliance	Steve Conaway	121 Oakdale Lane Fillmore, CA 93015	(805) 524-2913
Southern		Paul W.K. Rothmund	533 South Hudson Apt. #1 Pasadena CA 91101	(818) 584-1807
CO Aurora		Richard Pollock-Nelson	2530 S Ouray Way Aurora, CO 80013-1576	(303) 368-5933
CT Madison	The Wandering Nutmeg Boomerang Society	Paul D. Sprague	782 Boston Post Rd. Madison CT 06443	(203) 245-8211
Shelton	Team Gel East	John "Moleman" Anthony	21 Huntington Ave. Shelton CT 06484	(203) 736-630
FL Merritt Island	Flite Stix Boom Slingers	Rich Surace	855 E Crisafulli Rd. Merritt Island FL	(407) 452-3963
Orlando		Carl Morris	2602 Breezewind Dr. Orlando, FL 32839	(407)859-1319
GA Atlanta	Atlanta Boomerang Society	Frank Golder	#2 Capitol Square rm 370 Atlanta, GA 30334	
Swainsboro	South Georgia Boomerang Club	John Derden	131 College Cir. Swainsboro, GA 30401	(912) 237-7831
IL Champaign	Illini Boomerang Club	Tony Brazelton	2405 Lawndale Dr. Champaign IL 61821	217-352-6184
Waterloo		"Chicago" Bob Leifeld	P.O. Box 242 Waterloo, IL 62298	(618) 282-6854
MD Rockville		Jim Nieberding	Rockville, MD 20853	(301) 933-1073
MI Ann Arbor		Ted Bailey	PO Box 6076 Ann Arbor, MI	(313) 971-2970
Birmingham		Norm Kern	1640 Haynes Birmingham, MI 48009	(313) 645-9308
Lansing	Mid Michigan Boomsling Club	Steve Collins	4820 Hillcrest Okemos, MI 48864	(517) 349-5234
MN Mnpls/St Paul	Boomerang Organization Of Minnesota (BOOM)	Stuart Jones	195 E. 5th St. Apt. 605 St Paul, MN 55101	(612) 228-1393
MO St. Louis	St. Louis Boomerang Club	Tom Fitzgerald	1159 Holly River Dr. Florissant MO 63031	(314) 839-1684
NM Albuquerque	Sandia Boomerang Club	Steve Sanders	1411 Rio Grande NW Albuquerque, NM 87104	(505) 768-0537
OH Ashland		Dwight Souder	453 Parkwood Dr. Ashland, OH 44805-4135	(419) 281-4565
Canton	Gary Broadbent's Boom Shop	Gary Broadbent	3204 38th St. NW Canton, OH 44718	(216) 492-RANG
Columbus	There And Back Again Boomerang Club	Bob Lackey	31 E Dodridge Columbus, Oh 43202	(614) 263-6840
Delaware	Free Throwers Boomerang Association	Chet Snouffer	PO BOX 664 Delaware, Ohio 43015	(614) 363-8332
Delaware	U.S. Head to Head Boomerang Tournament Organization	Gregg Snouffer	340 Troy Rd. Delaware OH 43015	(614) 363-4414
Euclid	Cleveland Boomerang School	Dave Boehm	PO Box 17385 Euclid, OH 44117	(216) 289-6324
OK Oklahoma City		Joel Bussey	1516 Southern Heights Ave. Norman, OK 73072	(405) 447-2117
OR Portland		Tim Schallberger	4740 SW Hamilton St. Portland, OR 97221	503-241-9618
PA 610 area code		Dave Hendricks	1086 E Gordon Street Allentown, PA 18103-2208	(610) 434-7305
TN Knoxville	Boomerang Club at the University of Tennessee (BCUT)	David Martin	2912 McNutt Avenue Maryville, TN 37804-2537	(423) 687-3179
TX Houston	Boomerang Association of Texas	Greg Corum	3233 Magnum Rd. Apt 184 Houston TX 77092	(713) 681-0837
UT Sandy	Wasatch Boomerang Club	Jim Miller	2095 E. 10095 South Sandy, UT 84093	(801) 942-6943



Gregg Snouffer and Rick Tilford's
ROUNDRIP BOOMERANGS

- * **The BEST Wholesale Prices on Earth!**
- * **Great Beginner to Intermediate Models**

Send for price list. Specify **Beginner** or **Competition** models.
Dealers request wholesale flier

Roundtrip Boomerangs, 340 Troy Rd., Delaware, OH 43015
Phone or fax (614) 363-4414
email boomerang@midohio.net



THE BOOMERANG MAN

"Giving fast, personal service since 1975!"
RICH HARRISON'S ANNUAL CATALOG

1996 CATALOG FREE!!!

1806 North 3rd St., RM - Monroe, LA 71201; (318) 325-8157
fax: 318-329-1095, Internet: bmanrich@iAmerica.net

junk boomerangs: What Can We Do?

www.staff.uuc.edu/~brazeto/formletter.html

One major impediment to the growth of the sport of boomerangs is the presence of multitudes of non-returning toy rip-offs mistakenly labeled "boomerangs" readily found in department stores and elsewhere. There are national distributors of good quality boomerangs; the resalers just need to know about them.

Please use this form letter as a guide to help you make a complaint to businesses which carry sub-par or fake boomerangs and to supply them with names of companies where they can purchase quality boomerangs. List the contacts at the end of the letter and enclose catalogs if you have them. If you do not have catalogs from those distributors, inform the addressee that all the distributors listed offer free catalogs upon request.

The content of this form letter may not be completely applicable to your situation. Please customize as necessary.

Month dd, 199y

Mr./Ms. Manager Person
123 Any Street
Anytown, Anystate 12345-6789

Dear Mr./Ms. Person,

I noticed in your store on 123 Any Street that you stock a plastic "boomerang" distributed by Some Big Company. Any one who purchases and attempts to make a successful throw with return will be very disappointed because it will not work. It is a "fake" boomerang- merely a piece of plastic in the vague shape of a boomerang. Frauds such as this toy are not only detrimental to the public image of boomerangs in general, but also detrimental to the sales of real boomerangs. I am asking you on the behalf of the United States Boomerang Association, the Local Boomerang Club, and the worldwide boomerang community to stop carrying this item.

There are several boomerang manufacturers which distribute on national and international levels. I have enclosed catalogs from those manufacturers. You will find there are many models which can be sold for a retail price close to that of the fake you currently stock. If you choose to stock any of these, I recommend that you display them in the sporting goods section near the Frisbees. I have also enclosed some general information on the history and sport of boomerangs. If you would like a demonstration of the differences between real boomerangs and plastic toys, please contact me. I give lectures, demonstrations and lessons at schools and clubs and would be more than happy to give you one.

Thank you for your time.

Sincerely,

Your Name
Your Address
Your phone and fax numbers
Your e-mail address

Major distributors of quality boomerangs

Active Vermont, Inc.
John Flynn
PO Box 4425
White River Jct., VT 05001
802-296-7244

The Boomerang Man
Rich Harrison
1806 North 3rd Street
Monroe, LA 71201
318-325-8157

Colorado Boomerangs
Jim Mayfield
409 N. Colorado
Gunnison, CO 81203
303-641-3539

Gel Boomerangs
Michael Girvin
2124 Kittredge St. #61
Berkeley, CA 94704
800-GEL-8220

Leading Edge Boomerangs
Chet Snouffer
51 Troy Road
Delaware, OH 43015
614-363-8332

Outback Boomerangs
Doug DuFresne
P.O. Box 25577
Portland, OR 97225

Safesport
Eric Darnell
P.O. Box 285
So. Strafford, VT 05070
802-765-4336

THE USBA STORE

PO BOX 182

DELAWARE, OHIO

43015

www.staff.uiuc.edu/~brazelto/USBAstore.html

How to Order

Place orders by sending check or money order to the address above. Prices include shipping to US and Canada.

Overseas Clients

Add US\$2.00 for surface and US\$4.00 for airmail. Pamphlets and backissue newsletters are US\$1.00 extra for surface and US\$2.00 extra for airmail.

All proceeds from the USBA store go into the general USBA treasury. Your purchases subsidize the US Team, *Many Happy Returns*, and insurance premiums for the USBA among other expenses.

Questions?

Phone or fax

(614)363-4414

or e-mail

boomerang@midohio.net

Store Stock

LITERATURE

1996 USBA Competition Rulebook \$2.50

Boomerang, a book by Ben Ruhe \$6.00

"The Boomerang" an early pamphlet by Ben Ruhe and Lorin Hawes \$4.00

"Low Reynold's number airfoils" scientific paper \$2.50

Individual back issue of MHR \$2.50

1986 (26sp, 27sm, 28fa)

1987 (29wn, 31sm, 32fa)

1988 (33wn)

1992 (52fa)

1993 (53wn)

1994 (any issue)

1995 (any issue)

1996 (any issue)

Get one set of ALL of these back issues for only \$25.00!

CLOTHING

1996 US Open T-shirts \$16.00 (L, XL)

USBA Eagle T-shirts \$12.00 members, \$15.00 nonmembers (L, XL, XXL)

GIFT CERTIFICATES AVAILABLE IN ANY DENOMINATION!

USBA Member Boomsmiths and Retailers

www.staff.uiuc.edu/~brazelto/memvend.html

Aboriginal Steve's Boomerangs

Active Vermont

Air Traffic Kites and Games

Boomerangs by ted Bailey

The Boomerang Man

Broadbent Boomerangs

BVD Rangs

Channel Craft, Inc.

Circle Stix

Cleveland Boomerang School

John Cryderman

Fly Boy Boomerangs

Gel Boomerangs

Gemz

Greyford Co. Boomerangs

Leading Edge Boomerangs

Left Turn Boomerangs

Fred Malmberg

Outback Boomerangs

Rangwrights

Rangsmith

Roundtrip Boomerangs

Ruhf Boomerangs

Dan Russell

SF Boomerang School

Stix by Steve

Stone Mountain Boomerangs

Turning Point Boomerangs

Steve Conaway 121 Oakdale Ln., Fillmore, CA 93015

John Flynn PO Box 4425 White River Jct., VT 05001

M. Hedberg & L. Sandifer Mall of America Minneapolis, MN

PO Box 6076 Ann Arbor, MI 48106

Rich Harrison 1806 N. 3rd St. Monroe, LA 71201

Gary Broadbent 3204 38th St. NW Canton. OH 44718

David hendricks 1086 Gordon St. Allentown, PA 18103

D.J. Helfer PO Box 101 North Charleroi, PA

Stuart Jones 195 E. 5th St. #605 St. Paul, MN 55101

Dave Boehm PO Box 17385 Euclid, OH 44117

John Cryderman 136 Thames St. Chatham, ON N7L 2Y8 Canada

Kelly Leggette 7180 Lakemond Ct. Villa Rica, GA 30180

Michael Girvin 2124 Kittredge St. #61 Berkeley, CA 94704

Tony Gembeck PO Box 5241 Portland, OR 97208

Thomas Risher Box 4734 Whittier, CA 90607

Chet Snouffer PO BOX 664 Delaware, OH 43015

Norm Kern 1640 Haynes Birmingham, MI 48009

1545 E. Market St. York, PA 17403

Doug DuFresne PO Box 25577 Portland, OR 97225

John Derden 451 Colegrove Dr. Swainsboro, GA 30401

T.W. Smith PO Box 11332 Eugene, OR 97440

G. Snouffer & R. Tilford 340 troy Rd Delaware, OH 43015

Peter Ruhf 6550 Meeting House Rd. New Hope, PA 18938

Box 84895 San Diego, CA 92138

Bill Tumath 127 Knollview Way San Francisco, CA 94131

Steve Collins 4820 Hillcrest Okemos, MI 48864

Dan Jones 222 N. Main St. Statesboro, GA 30458

Eric Darnell Star Route South Strafford, VT 05070

(805) 524-2913

(802) 296-7244

(612) 858-9599

(313) 971-2970

(318) 325-8157

(216) 492-RANG

(412) 489-4900

(612) 228-1393

(216) 442-6024

(519) 354-3984

(888) 213-0084

(510) 658-2469

(503) 230-8955

(614) 363-8332

(313) 645-9308

(717) 848-4601

(912) 237-7831

(503) 465-9461

(614) 363-4414

(215) 863-3479

(619) 296-4243

(415) 550-6746

(517) 349-5234

(912) 489-3640

(313) 645-9308

14 models for comp and fun

boomerangs and outdoor gear

retailers of Colorado, Flight Stix, Gel, Outback, more

comp B's, newsletter, mini B's, books

retailer of many models, credit cards accepted

comp booms, demos, lesson plans & supplies

variety of models

fax (412) 489-0773 recreational woodcraft

demos, workshops, info phone or fax

variety of booms, workshops

hardwood strip laminates, buyer

boomerangs

full spectrum of comp and sport B's, T-shirts, more

variety of wood B's and comp clothing

manufacturer and distributor, buyer, retailer

comp and beginner B's, FC, doublers, more

8 models from beginner to comp

rare hardwoods, lap joints

beginner to comp B's, fast catch, strip laminates

birch ply, lap joints, poly & PVC B's, beginner to comp

full spectrum incl. dist., indoor, backyd, comp B's

whisl/retail, indoor, bkyd, beginner to comp, T-shirts

comp & beginner booms, specialize in lefties

wood booms, cyalume stix, call 4-8pm

Herb Smith dealer

beginner to comp, FC, TC, AR, art booms

birch ply, natural elbows

fax same number, Tri-Flies

Attention manufacturers and retailers: Any USBA member who manufactures or distributes boomerangs or related products or services may be listed free of charge as a service to our members. Send description to: Boomsmith Listings c/o USBA 2405 Lawndale Drive Champaign, IL 61821 or fax to (217) 244-8371 attn: Tony Brazelton.

Calendar of Events

www.staff.uiuc.edu/~brazell/calendar.html

USBA Sanctioned Tournaments

A note about the 1997 Season: There are three tournaments designated as World Cup trial tournaments (identified by a *). Throwers who wish to compete for a spot on the US Team to the 1998 World Cup must attend all three qualifying tournaments. A special rating system independent of the regular rating systems for each tournament and for the 1997 Season rankings will be used to select the US Team based on performances in these three tournaments. These tournaments are for all other purposes normal USBA sanctioned tournaments.

DATE	EVENT	CONTACT
August 2-3	*1997 US National Championship* - Delaware, Ohio	Chet Snouffer (614) 363-8332
August 9	3rd Annual Illinois Classic - Champaign, Illinois	Tony Brazelton (217) 352-6184
August 24	Canton Hall of Fame Tournament - Canton, Ohio	Mike Dickson (330) 499-9848
August 30	Tournoi de Boomerang - Montreal, Quebec	Stephane Marguerite (514) 597-1333
August 31	Canadian Boomerang Championships - Ottawa, Ontario	Eric Promislow (613) 563-0066
September 13	1st Annual Kitty Hawk Kites Invitational - Nags Head, NC	Stessie Cattrell (800) 334-4777
September 21	Summer's Final Fling - Portland, Oregon	Doug DuFresne (503) 292-4316
October 25	1st Annual Tucson Boomerang Tournament - Tucson, Arizona	Don Monroe (602) 836-8380

To petition the USBA to sanction a tournament or other event, contact Chet Snouffer.

Chet Snouffer
51 Troy Road
Delaware, OH 43015
e-mail: 103327.3123@compuserve.com

Other US Events

DATE	EVENT	CONTACT
August 23	Rocky Mountain Throw - Aurora, Colorado	Richard Pollock-Nelson (303) 368-5933
August 30-31	Mike Gel's 100th Tournament - San Francisco Bay Area	Michael Girvin (510) 658-2469
September 14	Ninth Novice Team Competition	Norm Kern (248) 645-9308
November 28	Tenth Turkey Toss - Birmingham, Michigan	Norm Kern (248) 645-9308

Don't forget to send your event reports, stories, and photos to
MANY HAPPY RETURNS.
Instructions inside back cover

In the next issue of
Many Happy Returns

FALL
1997

**US Team
selection results**

Season-end rankings with
event-by-event calcula-
tions.



Tournament reports and box
scores from Salem, Nationals,
Champaign, Canton,
Montreal, Ottawa, Nags
Head, Portland, Tucson and
more!



The Bonas Story

USBA Awards
Thrower of the Year
Rookie of the Year



MHR Awards
Boomerang of the year
Photo of the year



History of boomerangs in
America

IN 1998, THE US WILL TRY
TO WIN BACK THE WORLD
BOOMERANG CHAMPIONSHIP
ON ITS HOME TURF. WHO
WILL BE THERE TO MAKE IT
HAPPEN?

FIND OUT IN THE NEXT ISSUE OF
Many Happy Returns

**Submit your letters, event reports,
articles and photos *NOW* for
inclusion in the Fall issue of
Many Happy Returns**

see inside back cover for details

TIPS FOR SUBMITTING ARTICLES TO MHR

Each issue of *Many Happy Returns* has a subset of themes which are relevant to the time of year that the issue is published. Persons contributing to *MHR* may wish to keep these themes in mind when deciding on the appropriate issue to which to submit one's writing. Please also keep in mind that contributions need not be limited to these themes.

<u>ISSUE</u>	<u>THEMES</u>	<u>DEADLINE</u>
Fall	tournament summaries final season ratings team selection results MHR awards	November 1
Winter	woodworking techniques plans keeping fit in the off-season indoor booms	January 1
Spring	season calendar competition tips throwers to watch rules changes	April 1*
Summer	latest comp technology	July 1

Submit all letters, articles, photographs and images:

by e-mail
brazelto@uiuc.edu

by fax
(217) 244-8371
attn: Tony Brazelton

by mail
USBA Newsletter
2405 Lawndale Drive
Champaign, IL 61821

Please do not send
photographs or images
by fax.

THE UNITED STATES BOOMERANG ASSOCIATION

GENERAL INFORMATION

The USBA is a non-profit organization whose goal is to promote the art, craft, sport and poetry of boomerangs through events, competitions, and information distributed through the quarterly newsletter, *Many Happy Returns*. Your input is welcome and you can contact the USBA by writing to:

USBA
PO Box 182
Delaware, OH 43015

or visiting USBAonline at:
www.staff.uiuc.edu/~brazelto/USBAinfo.html

or by contacting a board member personally:

USBA BOARD OF DIRECTORS

President
Betsy Miale-Gix (206)485-1672

Vice President
Chet Snouffer (614)363-8332

Treasurer
Gregg Snouffer (614)363-4414

Secretary
Tony Brazelton (217)352-6184

Directors
Mark Weary (602)759-3973
Mike Dickson (216)499-9848
Gary Broadbent (330)492-7264
John Koehler (804)437-1185
John Flynn (802)296-7244

MEMBERSHIP INFORMATION

All membership dues should be paid by check or money order in US Dollars. Make checks payable to **USBA**. Domestic and Canadian annual membership dues are \$15. A domestic or Canadian lifetime membership is \$225. Annual overseas dues are \$20. A lifetime overseas membership is \$350.

Check your newsletter address label for issue of expiration. Membership concerns should be addressed to the Treasurer.



Many Happy Returns ADVERTISING RATES

FULL PAGE	\$100
TWO COLUMNS	\$75
HALF PAGE	\$60
ONE COLUMN	\$50
PER COLUMN INCH	\$5

10% discount for four consecutive issues. All advertisements must be pre-paid in USD by check or MO to USBA. See inside cover for details on submitting advertisements. The editor reserves the right to refuse any advertisement or cancel a contract without notice. The deadlines for all advertisements are April 1, July 1, November 1, and January 1 for Spring, Summer, Fall, and Winter issues respectively.

MEMBERSHIP APPLICATION

Copy this page and carry extra copies in your boombag to hand out.

NEW MEMBER RENEWAL

name _____

address _____

city state zip country

USBA member sponsor's name _____

Send this completed form along with your dues to:

USBA MEMBERSHIP
PO Box 182
Delaware, OH 43015



**United States Boomerang Association
PO Box 182
Delaware, OH 43015
USA**

**BULK RATE
U.S. POSTAGE PAID
PERMIT NO. 453
CHAMPAIGN, IL**

72
Andy Cross
4125 21 St South
SS #1, Site 7-51
Cranbrook, BC
CANADA VIC 4H4