

Many Happy Returns

Ancestral bones to return to Australia

Thursday, 17, 2004 BY DAVE GERSHMAN

Ted Bailey loved boomerangs, not bones. So when the bones of four Australian Aborigines turned up in a box of artifacts sent to him nearly 20 years ago, the Ann Arbor resident decided to find somebody who wanted them.

He never thought it would lead to this.

On Wednesday, Bailey looked on as two Australian Aborigines took possession of the bones in a solemn ceremony organized by the University of Michigan.

To collectors, the bones might be a curiosity. To the Aborigines, who flew to Detroit on Sunday, the bones represent their ancestors and are a haunting reminder of brutalities and indignities suffered at the hands of the continent's European settlers. Bob Weatherall, one of the Aborigines, said the search to recover the remains is spiritual and part of a battle to preserve their culture.

"We are fighting and trying very hard to be able to maintain these customs and beliefs," he said. The bones are believed to be the remains of four Aborigines, one of whom lived 10,000 to 15,000 years ago.

This much is certain: Wednesday's ceremony was the product of extraordinary happenstance. It wouldn't have occurred without a Cleveland man who couldn't sell

boomerangs fast enough, Bailey's decision that the bones shouldn't be part of his collection, and the world-wide reach of the Internet auction site eBay.

For the Aborigines, the ceremony need not have occurred at all, if not for the original crime that started their journey - the grave robbing that occurred while a road was being built in Australia.

"It may have been an accidental find," Weatherall said. "But the theft was premeditated."

When the bones left Australia, and how they got into the hands of the collector in Cleveland, is still being determined.

Bailey's role began in 1986 when he sold the Cleveland collector, who was then in his 60s, a number of boomerangs. Bailey was fascinated by them, and became a specialist in building

Bailey for the boomerangs, the two men agreed to a swap, and a box of Australian artifacts arrived at Bailey's house.

Bailey was surprised to see the bones among the items. Bones didn't interest Bailey, who also didn't realize they were so culturally

sensitive. In 1999, Bailey got the idea to put them up for auction on eBay, to see if anybody else had an

interest in them.

"They were on there for about a day," he said, "and I started getting e-mail from Aborigines who were very upset about it."

Bailey was ready to mail the remains to whomever wanted them in Australia, but he quickly heard from an Australian government official. You can't just mail human remains, said the official, who

(Continued on page 10)



INSIDE THIS ISSUE:

<i>10 Questions</i>	4
<i>Dyeing Plastic</i>	6
<i>Boomerang Crafters</i>	8
<i>Boomerang Pattern</i>	11
<i>Sacred Heart</i>	12
<i>Ballots</i>	14
<i>Important Request</i>	18

Official Publication of the United States Boomerang Association

- To promote the art, hobby, craft, sport, history, culture and science of boomerangs
- To organize and hold an annual National Boomerang Expo
- To represent the United States in International Boomerang Competitions

Hi!

A LETTER FROM THE PRESIDENT

It has been an interesting few months since the last MHR. It seems like yesterday we shipped the last MHR.

Board of Directors News:

International Federation of Boomerang Associations (IFBA) – The board has voted for the USBA to join the IFBA. For those of you who have dreamed of having boomerangs as an Olympic sport, this is the first of many steps that our sport must take before it can be an Olympic sport. This IFBA will collect world and national records, have a set of rules that will be applied to the international competitions, and help organize the World Boomerang Championships. I'm excited about this and hope the USBA can be a key contributor to the IFBA.

Tournament Directors:

Please be sure to request insurance 30 days in advance. These requests must go to:

Betsylew Miale-Gix

Phone/Fax: 425-485-1672

betwil@att.net

Failure to request insurance 30 days in advanced will put the USBA's ability to get the insurance processed in time for your tournament.

The Non-Competitor's Committee has done some interesting work. My take on what they want most from the USBA is the MHR published quarterly and with good content. Now I'm looking forward to the Non-Competitors stepping up and providing content to Kendall Davis (our wonderful MHR Editor) so he can continue to get us the great MHRs we've seen for the past year.

Ballots: You will find 2 ballots in this MHR, one ballot for the Board of Directors and one ballot for a

new USBA logo. In the past, the number of returned ballots for BOD elections has been less than 15% of the membership. Please take a few minutes to vote for the BOD. If you really want to see a new USBA logo, then more than 15% of the membership must vote. Once we break the 15% barrier, then the logo with the most votes will be our new logo. Not voting, is the same as voting for the current logo. Remember, get your ballots in by August 15th, 2004.

This year's Boomerang Expo promises to be a great event. The Boomerang Expo 2004 will be held August 12-15, Smith Park, Delaware, OH – contact Chet Snouffer at 740-363-8332 or leadingedgechet@columbus.rr.com

USA Boomerang Team: The USA Team is poised to defend the World Championship in France this summer. They are be sponsored by Ted Bailey, KAVU, and The Corporation for International Business.

The squads are:

Gel's Angles

Adam Ruhf	Portland, OR
Mark Weary	Phoenix, AZ
Daniel Bower	Kenmore, WA
Will Gix	Brier, WA
Steve Kavanaugh	Seattle, WA
Billy Brazelton	Seattle, WA

Sonic BOOM

Matt Golenor	Knoxville, TN
Richard Bower	Kenmore, WA
Jason Smucker	Atlanta, GA
Betsylew Miale-Gix	Brier, WA
Steve "Cookie" Cook	Orlando, FL
Tony Brazelton	Greenwood, IN

The 2004 USA Boomerang Team's coaches are Eric Darnell of Strafford, VT, Don Monroe of Tucson, AZ, Michael "Gel" Girvin of Seattle, WA, and Clay Dawson of Bellevue, WA.

One TEAM!

Once again, THANK YOU, KENDALL DAVIS, FOR BEING THE BEST MHR EDITOR! Without Kendall, you wouldn't be getting this MHR. If you have articles, plans, or comments you would like to see in the MHR please contact Kendall.

See you on the field!
Clay



USBA Honor Roll: Ted Bailey Auction

The sales of the booms donated for the USBA Teams was \$587. In addition, Joe Curran donated an extra \$5, so I will send a check to Clay Dawson (on June 8) for \$592. A summary of the sales for the Team were as follows:

No	Adj Bid	Manufacturer	Item
41	\$25	LMI & Fox	Spinback 55
42	\$18	LMI & Fox	Tomahawk "U"
43	\$17	LMI & Fox	Modèle déposé 89
44	\$15	LMI & Fox	Modèle déposé 87
45	\$15	LMI & Fox	Atelier Foulon
47	\$31	Behrens, Volker	Challenger III
48	\$37	Behrens, Volker	Geronimo Hook
49	\$29	Behrens, Volker	Wind Eater II
50	\$14	Behrens, Volker	Orion I
51	\$14	Behrens, Volker	Orion II
54	\$35	Plewinski, Stanislaus	Electron
71	\$110	Smith, Herb	Marathon
140	\$27	Ruhe, Barnaby	Boomerang Fever
144	\$38	Bower, Richard	Sprint Relay Triblander
145	\$35	Bower, Richard	Ice Runner Fast Catch
146	\$33	Dickson, Mike	Trick Catch Triblanders
153	\$121	Dawson, Clay	G10 Voyager II
168	\$14	Davis, Kendall	Falcon
169	\$28	Girvin, Michael	Sunset
184	\$41	Girvin, Michael	Open Omega

Ted Bailey ; P. O. Box 6076 ; Ann Arbor, MI 48106
 Ph: (734)-971-2970 || email: tbailey@ic.net
<http://www.flight-toys.com/>

List Of USBA and US Team Sponsors:

Corporation for International Business
 Drachen Foundation
 Essential Baking
 Ted Bailey
 Michael Gel Girvin & Hien Loung Pham
 Will and Sara Herlan
 Jim Nelson
 Tully's 5 corners
 Albertson's - Woodinville

Ted Bailey Auction to support the US Boomerang Team

Ted Bailey's spring auction has 20 items where all the proceeds will benefit the US Boomerang team. Thanks to Ted for putting these items up for auction for the team see www.flight-toys.com to view and bid on these items. I personally love Ted's auctions because it gives me a change to look at so many one of a kind boomerangs from all over the world. Check it out.

Boomerang were donated to Ted's Auction to support the US Team by:

Richard Bower,
 Clay Dawson,
 Rich Harrison,
 Will Herlan
 Stanislaus Plewinski

Thanks to all of you for supporting the US Team!

Ten Questions with Dan Bower - by Dave Hughes

Question #1:

-How, when (at what age and in what year), and thru whom (if anyone) did you first get into boomerangs?

Dan:

Well let's see here, it started in November of 1999 when I was 13. Will Herlan did a boomerang demo for a home schooling group of which my mom is a member. It was damn cool. I was totally sucked in by the variety of rangs and how cool it throwing them was. (even if it did take me something around an hour to catch anything that wasn't an air dancer.) We threw for a couple hours and Will sent us home with a few blanks and some carving hints, most of which I forgot right after leaving the park. By nightfall I'd carved my first boomerang ever and it worked fine after Will carved some more leading edge on one wing. We started throwing every Thursday and by January, Will had Clay Dawson joining us as well. I thought Will was the greatest rang chucker in the world and didn't begin to think otherwise until my first tournament in June the next year.

Question #2:

So, you're home-schooled, then? I was going to ask if you participated in any school sports programs...

You seem to have definitely found your own niche in this sport. What's the most fun and/or enjoyable part of it for you? Is it the travel, the physical challenge of competition, the people you meet...?

Dan:

There are too many things I like about this sport to pick just one. I like pretty much everything. One solid plus is that I have seen nearly the entire continental US states because of traveling to tourneys. (The only states I haven't been to are Florida, Alaska, Hawaii and New Jersey.) I was home-schooled until my Junior year of high school, which was last year. At least in Washington (state) you can participate in school sports programs as long as you play for the school you would be attending if you were in school. For instance, James Stickney has played basketball for Sammamish High even when he too was home-schooled.

Question #3:

Will you be going to college after high school, and if so, where? What will be your major?

Dan:

I plan on enrolling at a community or technical college and taking classes for either Welding/metal fabrication or auto repair. This will probably be in two years, I want to chill for a year or so, work a bit and see what my options are for getting financial aid.

Question #4:

Back to our favorite topic...boomerangs. Which of the competition games do you enjoy most, and/or which are you best at?

Dan:

My favorite event is Long Distance. I love how far they go and the fast, yet slow and lumbering flight patterns. It's really too bad that it can't be included in most tournaments because of lack of space, lack of interest or whatever. I hope someday I'll be able to break the 200m barrier, but for now I'll just keep shooting for 10m better than the last time at each tourney. My best event is probably Trick Catch, I've practiced it a lot in the last year and a half because I thought for a long time I thought it was my weakest event, but with all the practice, and playing GLORP once or twice a week, I've changed my view.

Question #5:

Your Trick Catch practice has very obviously paid off! Do you make most of the booms in your competition kit, including LD booms? And if so, are they original designs?

Dan:

Thanks! I do make a great number of my own comp booms, I'm not really sure how many are original designs, some of them are, some aren't. Lately I've been making most of my stuff from phenolic materials with very few wood or plastic things showing up except for tri-fly modifications. I haven't tried my hand at making any LD booms yet, raw materials cost too much

Question #6:

Among the commercially available (not competition-specific) boomerangs, what are your favorites? Who's your favorite boomsmith, in general?

Dan:

A couple off the top of my head would be any of Colorado Boomerangs remakes of Gel designs and Kendall Davis's "Ultra V" and Mohr hook light My favorite boomsmith would have to be Mike Gel, there aren't that many Gel booms I don't like or don't have. I know it's not that easy to get a hold of his rangs anymore, but I can't pick someone else just because of that.

Question #7:

In your competition kit, how many booms for each event do you lug around?

Dan:

In my kit right now are 9 for aussie round, 12-14 for Fast Catch/Endurance (I break a lot of fast catch booms so I carry around extras.) Five 30m relay booms, 8 Trick catch booms and 8 MTAs. Those numbers are for my main go-to stuff, I also usually have from 5-20 other booms I carry around that haven't been tuned up to comp level yet. (I really only put great effort into tuning those booms if I break something and can't get it back to par after repairs.)

Question #8:

Wow! You come prepared! Are there any specific goals you want to reach in the sport? A U.S. Open Championship can't be very far away for you. Are you planning to try for a WBC team spot?

Dan:

Sure, US Open champion, National GLORP champion, World individual champion, World GLORP champion etc. It would be nice to break a record or two, we'll see what happens down the road only time can tell what will happen. I will be trying out for the 2004 US WBC team, trials are coming up soon and it's almost all I've been thinking about.

Question #9:

Do you think boomerangs is something that will hold your interest for the rest of your life? In other words, will we see you competing in Seniors' Division 30-some-odd years from now?

Dan:

I rather suspect I'll be hanging out at tournaments and what not for a long time. I'm certainly not getting tired of the sport by any means. I don't know about the whole seniors thing though, I don't plan on getting old :-).

Question #10:

What's the best thing that the whole boomerang experience has given you, and the best thing you've gotten out of it?

Dan:

The best thing I've gotten from this sport, hands down, is the chance to meet the coolest damn bunch of people in the whole world. I could go one for hours about all the RAD people I've met. There's the whole bunch here in Seattle, several dudes down in Arizona, Don Monroe, John Gaston and Chuck House to name a few. Out farther east you got Juice, STU Jones, Fat Boy and Adam. The Cross brothers up in Canada and Jens Krabbe overseas in Denmark, the list goes on and on.

Boomerang Clubs

(and online forums, open shops for instruction, etc.)

Contact info for boomerang throwers around the USA

ONLINE

BOOMERANG TALK - Your one-stop, non-stop online boomerang club. Keep up to date on the latest info and chatter from the boomerang world. Join at: <http://groups.yahoo.com/group/BoomerangTalk/join>

USBA_info - This is a USBA members only group for the online discussion of issues. This group is closely monitored by the Board which makes for an "open door" policy for complaints or concerns. Join at: http://groups.yahoo.com/group/USBA_info/join

Other (local) boomerang discussion groups are available at YAHOO! <http://groups.yahoo.com> - search "boomerang".

ARIZONA

Desert Ranglers

Mark Weary & Don Monroe
4026 East Cholla Canyon Dr.
Phoenix AZ 85044
(602) 759-3973

COLORADO

Richard Pollock-Nelson (Colorado Boomerangs)
2530 S Ouray Way
Aurora, CO 80013-1576
(303) 368-5933

CONNECTICUT

The Wandering Nutmeg Boomerang Society

Paul D. Sprague
782 Boston Post Rd.
Madison CT 06443
(203) 245-8211

FLORIDA

The Orlando Boomerang Club meets every Saturday morning at 9:00 to throw boomerangs at Memorial Middle School. For more information please contact Cookie (teamgel@cfl.rr.com) or Mike Hudkins (Fatfinger@cfl.rr.com)

Flite Stix Boom Slingers

Rich Surace
855 E Crisafulli Rd.
Merritt Island FL
(407) 452-3963

ILLINOIS

Rock Island - Kendall Davis has a fully stocked boomerang shop with several materials to choose from and virtually any crafting tool you may need. *If you make it, you take it!* There is also a guest bedroom for use and the greatest cook in the Midwest prepares the meals. Ph. 309.793.9885 or send e-mail to boomerang@master-designs.com

INDIANA

Indianapolis Boomerang Club

Tony Brazelton
1184 Barrington Dr
Greenwood IN 46143
(317) 883-2334
brazelami@yahoo.com
<http://www.usba.org/chapters/indyboomclub>

MINNESOTA

Minneapolis/St Paul - Boomerang Organization Of Minnesota (BOOM)

<http://www.uboomerang.org>
current record-holder for most tournaments hosted in a season!
Contact Stuart Jones
circlestixstuk@webtv.net
651-228-1393
The Twin Cities Summer Series of Boomerang Competitions runs weekly through October on Saturdays at 3:00 pm, at Como Park (softball fields across from the pool, on Horton) in St. Paul, MN. beginning the 1st Saturday in May.

NEW MEXICO

Sandia Boomerang Club
Steve Sanders
10408 Woodland, NE
Albuquerque, NM 87111
(505) 294-8842
<http://homepage.mac.com/boomerangs>

OHIO

Canton - Gary Broadbent's boom shop and field next door. One of the most prestigious shops in the country, fully outfitted with materials for making all types of boomerangs. Featuring prolonged boomerang-making sessions followed by 3 am grilled cheese sandwiches, surrounded by one of the world's most extensive collections of boomerangs. Call Gary at (330) 492-RANG to inform of your arrival.

Delaware - Gregg's Boom shop and field down the road. Stop in, make and throw some booms and sign the guest book. Nightly drink specials. Call Gregg at (740) 363-4414 or email at boomerang@columbus.rr.com

TEXAS

Republic of Texas Boomerang Society

(TexBoom Yahoo! Group)
Dave Hughes
1818 Cotton Mill Ct.
Richmond, Texas 77469
(281) 341-0934
dlhughes001@juno.com

PENNSYLVANIA

Allentown - Dave Hendricks
"P/NJ Boomerang Group"
1086 E Gordon Street
Allentown, PA 18103-2208
(610) 434-7305

VERMONT

Vermont Boomerang Association
Paul Gustafson
South Burlington, VT
(802) 859-3430
paul@vermontboomerang.org
<http://www.vermontboomerang.org>

Submit or update your listing by sending e-mail to the editor at: MHREditor@master-designs.com

DYEING PLASTIC BOOMERANGS By Bill Rusky

Typically wood boomerangs are finished by painting. Painting provides visibility, decoration and protects the wood from the environment. Generally plastics don't need protection, but usually need increased visibility. Dyeing plastic boomerangs can provide visibility and decoration.

Dyeing plastic has advantages over painting. Dyeing does not add thickness to the boomerang. Dyeing doesn't add weight to the boomerang. And the color imbued in the boomerang from dyeing will not chip or flake off. On the downside, dyeing may be more expensive, time consuming and there is a limited number of plastics that it works with.

The plastics that I have found to work very well with the dyeing process are ABS, Nylon and Acetal. I learned of the plastic dyeing process from a friend who used it to dye polystyrene car models. My own results with high impact PS have been a bit mixed though. I have had poor results with PVC, Acrylic, polypropylene and polysulfone. Heat is used in this process, as I will explain below, and this heat caused a warpage in PET-G, but the PET-G did take up the dye very well.

The dye used is plain old clothing dye. I've only used Rit brand dye, but I'm sure that the other brands of clothing dye would work as well. I prefer to use bright colors such as neon green and neon pink for their visibility, but it is sometimes hard to find these specialty colors in the store. But red and

orange are widely available.

The method of dyeing is quite simple. You need a container to heat the dye/water mixture in on your stove top. You can use one of those throw-away aluminum roasting pans. Put the pan over two adjacent heating coils. I haven't tried this method with gas burners, I suspect that you might need something more substantial than a throw-away aluminum pan for that. Put the water in first. Put in enough to more than cover the boomerangs that you'll be dyeing. Mix in the dye. Half a package is usually enough. Slowly lay your boomerangs into the dye so as not to splash any – wear old clothing just in case. Adjust the heat to low or between low and medium.

If you are dyeing boomerangs made from different plastics put the Acetal boomerangs in first. Acetal can withstand the heat better than the other plastics you will probably be dyeing. Put Nylon boomerangs on top. Nylon loses stiffness from being in hot water and you want to remove the Nylon boomerangs as soon as they seem to pick up the color that you are dyeing them. When I dyed some PET-G boomerangs I had them in the middle and they warped beyond repair. You might be able to dye PET-G boomerangs if you put them on top and remove them as soon as they start to pick up the dye, but don't say I didn't warn you if they warp badly. Don't put your best boomerang on the bottom. The higher heat may distort it and sometimes the color take-up is very uneven on the bottom boomerang. If you have scraps


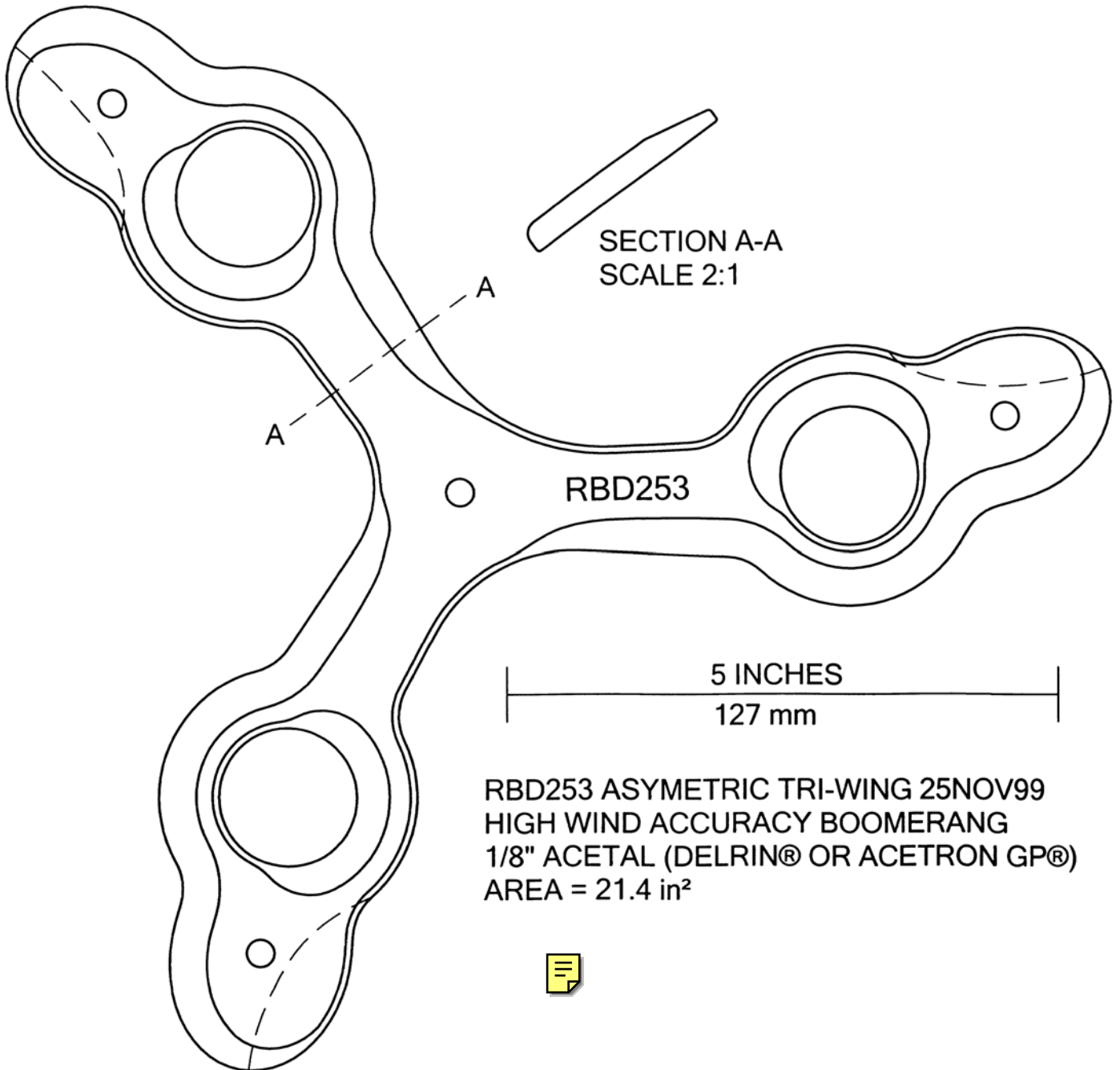
you may want to put one or two of these scrap pieces on the bottom.

ABS should take up the color within 15 minutes to an hour, Acetal may take two or more hours depending on the temperature. It is a good idea to take popsicle sticks and move the boomerangs around a little bit occasionally. This helps them dye evenly, otherwise the boomerangs may not dye well where one was resting on another.

You can achieve effects other than just a solid color if you want. Wrapping the boom with string or rubber bands can give you a tie dye effect. You can also make stripes by using electrical tape. To make a stripe always start the tape on the bottom of the wing because sometimes bleed through occurs at the tape starting point. Also you need to wrap the tape around at least two times. The dye will penetrate through one layer of tape and your stripe will not be a bright white then. You can dye boomerangs twice using two different colors. Again cover the portions that you don't want dyed with electrical tape (two layers minimum). If the electrical tape leaves a glue residue you can usually remove it with baby oil.

After you dye your boomerangs let the dye cool and pour it out into the sink. It is a good idea to wash the boomerangs with soap and water before you remove the electrical tape. This removes the excess dye and prevents staining of the white area under the tape when you remove the tape.

You now know the basics of dyeing plastic boomerangs. Experiment and have fun!



U.S and International boomerang manufacturers and supplies

United States

A Boomerang Armada

Jack Claycomb
A-Boomerang-Armada.com
P O Box 41431
Houston, Texas 77241
713.937.9105

Airfloat Boomerangs

Kevin Asbey
P.O. Box 6734
Saint Paul, MN 55106
Telephone: 612-237-6625
www.airfloatboomerangs.com
Airfloat@usjet.net

Betwil Boomerangs

Beginner, intermediate, & comp
Booms, refrigerator magnets
Will Gix & Betsylew Miale-Gix
3351 236th St. SW
Brier, WA 98036-8421
betwil@att.net

Boomerangs by Ted Bailey

Flight Toys
Ted Bailey
P. O. Box 6076
Ann Arbor, MI 48106
(734) 971-2970
tbailey@ic.net
http://flight-toys.com
Atlats, bolas, slings, flying rings
and of course competition, sports and
collectable boomerangs

The Boomerang Man

Richard Harrison
....giving fast, personal service since
1975....over 70 types of boomerangs from
around the globe. Order your FREE CATA-
LOG sent via mail.
http://www.theboomerangman.com

BVD'Rangs

Dave Hendricks
1086 East Gordon Street
Allentown, PA 18109-2208
610-434-7305
bvdrangs@enter.net
www.bvdrangs.com
15 different models in plywood and plastic.
Also hardwood lap-jointed
Boomerangs

Circle Stix

demos, workshops, info phone or fax
Stuart Jones
195 E. 5th St. #605
St. Paul MN 55101
(651) 228-1393
circlestixstuk@webtv.net

Colorado Boomerangs

Richard Pollock-Nelson
2530 So. Ouray Way
Aurora, Colorado 80013
1-800-35-RANGS
www.coloradoboomerangs.com
Colorado Boomerangs offers 31 models that
will not only blow you away, but keep com-
ing back time after time.

Bullseye Boomerangs

Brett P Reish
RR#1 Box# 1349
Stroudsburg, PA 18360
(570) 421-1720
Bullseye@noln.com

Flying Frog Boomerangs

Tom Conally
1320 Cherry Drive
Burlington, NC 27215
336.584.4046
14 models hand made and painted sport and
fun boomerangs.
http://fly.to/boomerangs
conally@netpath.net

Kalmanson Boomerangs

Kalmanson reversible art boomerangs
Neil Kalmanson
766 Old Nunez Rd.
Swainsboro GA 30401
(912) 237-7831

Master Designs Boomerangs

Kendall Davis
932 21st Street
Rock Island, IL 61201
(309) 793-9885
http://master-designs.com/catalog
boomsmith@master-designs.com

TBoomz

R. Foust
P.O. Box 146
Whitsett, NC 27377-9744
336-697-1279 evenings best
six models, just recreational [no competi-
tion] mostly baltic birch plywood and solid
wood

Graham's Boomerangs

Steven Graham
924 Yale Dr.
Bartlesville, OK 74006
(918) 333-0730
grang@bartnet.net
http://www.bartnet.net/~grang/
Personalized boomerangs and
didgeridoos made by artist Steven Graham

"Dr. Fred"

Fredric A. Malmberg, DPM
1545 East Market Street
York, PA 17403
(717) 848-4601
finalmb@pol.net
Top line rare wood lapjoint boomerang
maker; usually made to order, and priced
accordingly.

Leading Edge Boomerangs

Chet Snouffer
1868 Panhandle Rd
Delaware, OH 43015
Phone/Fax: 740-363-8332
email: leadingedgechet@columbus.rr.com
www.leadingedgeboomerangs.com
Home of Chet Snouffer, 12-time National
and 3-time World Champion! Web sight
offers a wide variety of boomerangs and
related products, as well as contact info for
arranging speaking and motivational en-
gagements with Chet, the Jet!

Roundtrip Boomerangs

Gregg Snouffer
340 Troy Rd
Delaware, OH 43015
Phone: 740-363-4414
boomerang@columbus.rr.com
Making quality beginner to comp boomer-
angs since 1986. Retail and wholesale or-
ders of wooden boomerangs and plastic
Tantrum three-bladed indoor and backyard
boomerangs. Can do large quantities and
commercial orders.

Whishhbone Boomerangs

John Villagrana
P.O. Box 2393
Santa Fe Springs, Ca. 90670
whishhbone@email.com
http://whishhbone.freeyellow.com
traditional boomerangs hand crafted from
Finland Birch plywood

**The USBA provides this listing as a
free service for members. For your own
free listing on this page, email your
info to Kendall Davis at
MHREditor@master-designs.com**

International

Jeff Lewry - Australia

www.users.bigpond.com/jefflewy/
A variety of information about boomerangs. The boomerang page includes history and stories that are fascinating.

Bumerangue.com - Brazil

Ricardo Bruni Marx
Estrada da Fazendinha, 4619
Carapicuiaba - SP - Brazil
Tel: (55) 11 7856-1440
Fax: (55) 11 4169-7551
Http://www.bumerangue.com
webmaster@bumerangue.com

Georgi Dimentchev - Bulgaria

http://monsie.wanadoo.fr/dimana_boomerangs/
Georgi is one of the most innovative composite MTA makers in the world. See his entire line, which are readily available .

Wallaby Boomerangs -Canada

Stéphane Marguerite
5026 Cartier, Montréal, QC, H2H 1X5,
CANADA
Tel: (514) 597-1333
Fax: (514) 597-2281
www.wallabyboomerangs.com
info@wallabyboomerangs.com
Sport boomerangs for beginners to experts

Jens Krabbe - Denmark

Ringkøbinggade 15, 4.th.
DK-2100 Copenhagen
DENMARK
+45 3543 4475
Jens.Krabbe@sas.dk
http://www.geocities.com/JensKrabbe/
booms/mine/designs.htm
Small and light booms in 4mm plywood.

REDI - Deutschland

Dietmar Reinig
Holz- und Kunststoffvertrieb
Hohlweg 7
64686 Lautertal
Germany
Tel: +49 6254 1593 Fax: +49 6254 842
mail@rediboom.com
http://www.rediboom.com/englisch/
your partner in boomerang sports.
All you want for boomerang sports.
Wood, Plastics, boomerangs, blanks, DIY
kits, constuction plans, literature, a detailed
history, throwing instructions, how to build
boomerang, etc.

USBA Membership Information

All membership dues should be paid by check or money order in USD\$. Make checks payable to USBA.

USA membership gets you four printed issues of MHR and are \$25 per year. E-Membership (Download MHR in PDF format) is \$15. Family membership (three competitors in the family covered by USBA insurance - one MHR per family) is \$35. Annual international dues (Outside the US 50 states and territories) are \$25.

Check your newsletter label for the MHR issue # when your membership expires. Membership status questions or missing newsletters should be reported to Betsylew Miale-Gix, the editor, or any board member.

Circulation: 400 USA and International. Published by the United States Boomerang Association, 932 21st Street, Rock Island, IL 61201

Advertising Rates: Full Page: \$100, Half Page: \$75, 1 column: \$50, Half Column: \$30 You can pay for advertising online at USBA.org/Store using a credit card or directly from your PayPal account. Payments to finance@usba.org



Ted Bailey is the owner of the most widely recognized boomerang website. His **Boomerang Auction** is well known to many folks in the sport.

<http://www.flight-toys.com>

Boomerangs, Slings, Bolas, Atlats and Throwing Rings.

http://flight-toys.com/boomerang/auction/auction_17.html

Membership Application

Copy this page and carry extra copies of this form in your boom bag to hand out!

Check: New Renewal

Name _____

Address _____

Address 2 _____

City, State, Zip _____

Phone (optional) _____

Email (optional) _____

USBA Sponsor's name _____

New members & renewals: send completed form and \$20 (\$25 overseas) with check or m.o. payable to USBA to:

USBA Membership
3351 236th Street SW
Brier, Washington
98036-8421

Comments on newsletter content, and submissions for inclusion should be sent to the editor at the address below. The editor reserves the right to edit all material. Inclusion is not guaranteed.

Kendall Davis - MHR
932 21st Street
Rock Island, IL 61202
309.793.9885

MHREditor@master-designs.com

Please **DO NOT** send membership payments to this address!

(Continued from page 1)

suggested giving them to an intermediary, C. Loring Brace, the curator of biological anthropology at U-M's Museum of Anthropology. Brace is well known for being able to identify remains.

Once at U-M, scholars examined them. There were some clues that came with the remains, which consisted of a leg bone, arm bone, skull and skull fragment, all from different people. One bone is quite old. The others are believed to be much younger.

A tag in the box led scholars to believe one bone was once kept in an Australian medical school. The bones were never displayed or considered part of U-M's collection; they were kept locked away while the transfer was arranged. It wasn't easy. A turnover in staff at U-M and among the university's contacts in Australia delayed efforts to return the bones. Complicating the

transfer was its novelty. Finally, U-M renewed its efforts with vigor in September. The Australians then contacted Weatherall, whose organization, called Bubbunj, seeks the return and burial of Aboriginal remains.



There are thousands of remains of Aborigines in institutions in Australia, as well as more than 5,000 in the United Kingdom and 2,000 in the United States, Weatherall said. In many cases, the bones were used in scientific studies without the consent of relatives. Some Aborigines were killed for these studies, he said. This was only the third time

Aboriginal remains had been "repatriated" from the United States to Australia.

In an earlier case, the remains of Jimmy Tambo were returned in 1994. Tambo had been one of nine Aborigines removed from Australia in 1883 and put into the Barnum and Bailey's Circus, U-M scholars say. He died in 1884 at 23 years old. After being mummified, his body was put on display at a Cleveland museum, and found many years later in the basement of a Cleveland funeral home. The subject of returning native remains and artifacts is a hot-button issue in this country, as well as Australia.

Congress passed legislation in 1990 that required museums to notify Native American communities of artifacts in their collections. U-M curators turned over four objects, including an Apache headdress. The issue is just as emotionally charged in Australia.

"We know they're being left in plastic bags, in boxes, in vaults," said Weatherall of Aboriginal remains. "They were taken without the consent or direction of their relatives."

Two of the bones will be returned to the land of Weatherall's people, the Gummaliroi, in eastern Australia.

The other two were those of members of the Yorta Yorta people, and will be returned to southeastern Australia.

Henry Atkinson, who accompanied Weatherall, is a member of the Yorta Yorta and has been involved in prior repatriations. The burial ceremonies, he said, might be the first for these ancestors.

"Some of these people never even had a burial," Atkinson said.

Dave Gershman can be reached at dgershman@annarbornews.com or (734) 994-6818.



© 2004 Ann Arbor News.

Used with permission

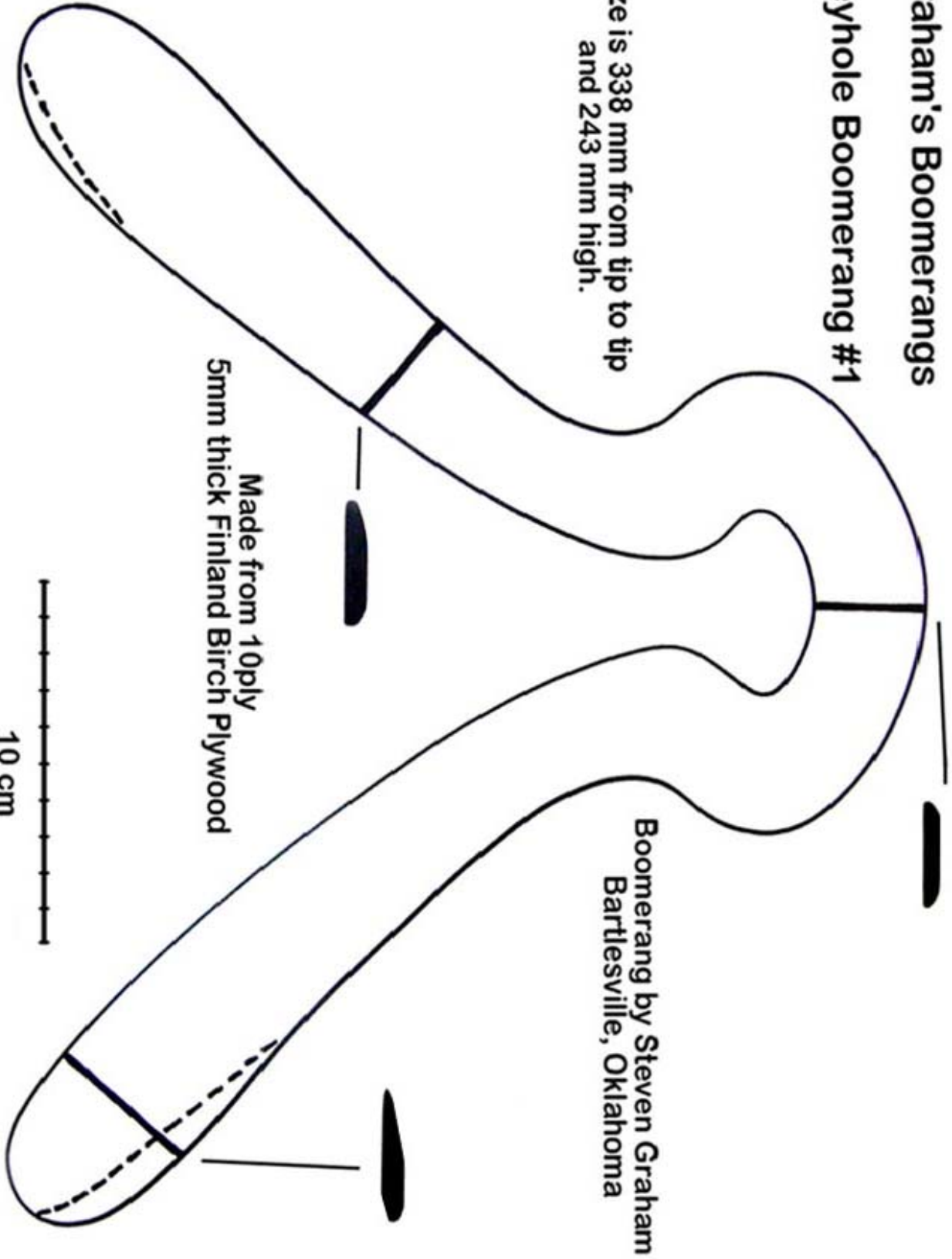
Copyright 2004 Michigan Live.

All Rights Reserved.

Graham's Boomerangs

Keyhole Boomerang #1

Size is 338 mm from tip to tip and 243 mm high.



10 cm

Sacred Heart School – Computer Aid Inc Educational Programs

Dave Hendricks

I have been very fortunate to belong to a group of volunteers at the company I work. My employer, Computer Aid Inc, has partnered with an Allentown inner city school; in an effort to improve the education the students receive at the school. We are involved in a number of projects including the Email Buddy Program, Summer Reading Program and a tutoring program throughout the school year. My involvement started in 2002 when I became an email buddy. I was matched with a 7th grade boy and was required to email him once every week, and he would reply once a week. Our first emails were very general in nature until I wrote him about my interests in boomerangs. After that, there had to be weekly updates on new boomerangs I obtained and new designs I was working on. In May of 2003, I finally got to meet my email buddy at an end of term social held at our main office. Fortunately several co-workers know of my boomerang interests and relayed that to the committee setting up the function. I was asked, and agreed to bring boomerangs to teach the students how to throw. During the two hour social, I got to show about 50% of the students (and their email buddies) how to throw. Considering that other activities were available, I was very pleased with the turnout for my lessons. In addition, my buddy learned to throw and assisted me during the program.

Because of the success from that outing, I was asked to participate in

the summer reading program. I had thought they wanted another demo but instead wanted a class. This year the summer program was two hours, twice a week, with it being 20 minutes of computer time, 50 minutes of reading and 50 minutes of math. I was asked to try and put together a two-day program that would mix reading and math or science, along with a chance to do something on the computer. I said "no problem", and then went into panic mode to try and come up with my curriculum. The science part was easy. I used the PowerPoint presentation by Tom Connolly entitled "Boomerangs, Science or Magic?" That does a good job of explaining how boomerangs work. Next I started to put together an "Internet Scavenger Hunt" containing questions about boomerangs, which could be answered by searching on the Internet. That took care of the computer lab time they had sched-

uled.

Reading became a bigger problem. There isn't much to read about boomerangs that is very story like. I decided to dump the boomerang aspect and jump into Aboriginal Dreamtime stories instead. I had a

recording by Paul Taylor about "The First Sunrise". That was a start. Some serious searching on the Internet yielded about 15 or more stories that looked usable. It looked like my class could actually work out. I put together some math questions about boomerangs and guessed I had enough stuff to try day one.



On the first day, a Thursday, the regular volunteer teachers brought me their classes for the full two hours. Usually the "tutors" do either reading or math, but not both. Different volunteers normally handled the computer labs but I was now going to "do it all". I ended up with the students recently completing 6th and 7th grades. All the students attending volunteered to attend the summer programs. Some did not need the additional help, but others really did need it. The class sat down and I introduced myself, and had them do likewise. I was in immediate trouble because I knew that I could not remember all their names. I started to mark their names on a paper, along with where they were sitting, hoping I could make it through class. I brought in a stack of modern boomerangs, throwsticks, didgidoos and bullroarers. I let the class handle them and even try to play the didges. It was then we got down to some serious work.

I started the reading session first.



We began by listen to "The First Sunrise". The students listened carefully and I asked questions later. They had a good grasp of what the story represented. Next I got out a series of dreamtime stories to read. Much to my surprise, the students were ready to read aloud! I had them share the duties, and each one only read a few paragraphs. We completed the first story and again had a question and answer session. They again seemed to retain much of what they heard and read. We managed to make it through two more stories before it was time to switch gears. I got Tom's presentation on the screen and was ready to start reading it when the students decided they would do the reading. I was impressed. There are many words in the presentation that are not normal for 6th and 7th graders and they did a wonderful job, with a little coaching at the difficult spots. The decided in the end that boomerangs were magic after all! The last five minutes of the first class was spent tossing indoor boomerangs, in preparation for day two. They all climbed aboard the bus to go back to the school and back home. I went back to my normal duties, knowing I had survived day one!

The second day was held on the following Tuesday. I was a bit more prepared and we started with the computer lab. The students had a blast using search engines to find the answers to the questions I had put together. We then moved back to our conference room to continue with the dreamtime stories. This again worked well, even though many of the aboriginal names we difficult to pronounce. After the

reading session we switched to a very short math course. I had put together a few problems that could be solved by the students. One was pretty involved and we went through it step by step. After that we had decided our classroom time was done and we were ready to toss some boomerangs. I had brought some Air



Dancers, Some Boomerang Armada booms and a few 3mm plywood Fuzzy boomerangs. We headed out in front of the office building and across the parking lot to a grassy area. For the next 20 to 25 minutes the students had fun tossing boomerangs. I looked back to see a number of my coworkers watching from the windows, probably sorry they had not volunteered to teach a class.

The bus pulled up and we had to quit. I made sure the students got information on boomerangs, the USBA, a stack of dreamtime stories to read and some "flicker rang" patterns to take home.

About a month later the school held a picnic for the students and volunteers involved in the program. I took the long lunch and headed over. When I arrived, the students I knew cornered me and asked where my boomerangs were. As usual, they were in my truck so I grabbed the bag and we headed onto the ball-

field. Another coworker, now experienced with boomerangs helped. One of the students had become quite good and took over a small group of her own. We tossed boomerangs for about 30 minutes at lunch that day and many students got to try them for the first time. It was pretty rewarding to me, not only to teach but also to see one of my students step in and help. Before I left that day, another of the students came to me and told me she had been reading the dreamtime stories I gave her, to her aunt. Her aunt liked hearing the stories and the student liked reading them. To think I was responsible for that was something I will remember a long time. Well, now it's finished but I am geared up for another year with my email buddy.

In addition, the summer class was so well received that the school wants me to repeat it next summer with other students. Although my materials was mostly thrown together, I made sure I saved it to re-use. In addition, the use of the recording by Paul Taylor got me to seek him out for more recordings. In the process I discovered that he had a great deal of educational help available on his website at: <http://www.paultaylor.ws/default.asp> I have already downloaded some of it and plan to incorporate it into next year's program.

Official USBA Ballot

The board of directors recommends that you approve all the candidates for put forward.

Instructions:

Please put an "X" in the Vote column for either the Candidate or the Write-in Candidate. If you are writing in candidate, please include the name.

Return the ballot to:

Andy Cross
USBA Secretary
28 14803 Miller Blvd
Edmonton AB T5Y 3A4
Canada

For those with electronic memberships:

Attach the ballot with your votes to an email, in the body of the email include your name, email address, and mailing address. Send the email to across@telusplanet.net

Your name and address will only be used to verify your membership.

Only one ballot per member.

Here are some statements from board members:

Clay Dawson, Statement for the whole board:

This board has worked together to do the basic work of the USBA (we call this Job 0). Job 0 includes, publishing MHRs on time , providing insurance,

answering questions from the membership, and acknowledging payments made by new and renewing members.

The new board will face a number of issues that include:

- 1) At the current rate of spending (all for insurance and MHRs) the USBA may not last through 2004.
- 2) Increasing the number of USBA members
- 3) Improving communications with the boomerang community (see Ted Bailey's ideas the last MHR).
- 4) Get job 0 so automatic that the board can focus on 1, 2, and 3 above.

The people who have stepped forward to be board members have agreed to set aside their personal time to serve the USBA and to work these issues. As you consider alternative candidates, please weigh whether or not a different slate will work as a team to get your USBA work done.

DAVE HUGHES- candidate for USBA Board of Directors

I believe in term limitations, whether in public office or in such an organization as the USBA. My first term on the USBA Board was abbreviated, and I've served one full term to date. I would

like to serve one more full term before stepping away to let another person take the opportunity to serve in this capacity.


I primarily represent the hobbyist segment of the boomerang community, although since the Expo in Houston, I plan to do a little more competing before it's all over. However, one competition-related piece of business came out of a committee that I served on, that being the Seniors' Division rules, first implemented in Houston in October 2003. But the non-competing boomerang hobbyists comprise much, if not most of the USBA membership, and it's this segment of the membership with which I most closely align myself. I believe that the USBA can do more to serve this group than it presently does, and work is in progress on that very issue. I'd like the opportunity to see that completed.

Thank you in advance for your vote!
 Dave Hughes

All ballots must be post marked no later than August 15, 2004.

Please Print or Xerograph this page to mail in your ballot. You may e-mail your ballot to across@telusplanet.net

Position	Candidate	Vote	Write-in Candidate	Vote
President	Clay Dawson			
Vice President	Stevie Kavanaugh			
Secretary	Andy Cross			
Treasurer	Betsylew Miale-Gix			
At Large	Billy Brazelton			
At Large	Dave Hughes			
At Large	Stu Jones			
At Large	Delaney Mohr			
At Large	Mark Weary			



The Boomerang Man, Rich Harrison, is Presented a Life Time Achievement Award At the 2003 Colorado Boomerang Expo in Houston, TX Rich Harrison was presented a Life Time Achievement Award by the USBA. Through Rich's legendary catalogs, advice, and web sales, Rich has introduced more people to the world of boomerangs than nearly anyone on the planet.

After the award was presented to Rich, he entertained the crowd with his collection of boomerang related videos and an unbelievable collection of boomerangs.



Rich enjoys being surrounded by boomerang history.

The Boomerang Man
1806 N. 3rd Street, #2
Monroe, LA 71201

ORDER - Toll Free: 800-260-8157
Talk: 318-325-8157
Fax: 318-329-1095
Email: info@theboomerangman.com



Save Trees for Boomerangs! ®

NEW USBA LOGO CONTEST:

The membership has asked that the USBA look into a new logo. Last MHR the USBA announced a new logo contest and the membership submitted some excellent logos. Everything submitted had promise. The Board carefully reviewed all the logos and made some tough decisions and selected the top 6 logos for the membership to vote on.

Instructions:

Please put an "X" in the Vote column for your choice of logo.

Return the ballot to:

Andy Cross
USBA Secretary
28 14803 Miller Blvd
Edmonton AB T5Y 3A4
Canada

For those with electronic memberships:

Attach the ballot with your votes to an email, in the body of the email include your name, email address, and mailing address. Send the email to across@telusplanet.net

Your name and address will only be used to verify your membership.

Only one ballot per member.

All ballots must be post marked no later than August 15, 2004.

Please vote if you want to see the USBA with a new logo because at least 15% of the membership must vote or the current logo will be retained.



logo	Vote
1	
2	
3	
4	
5	
6	
current	



Please Print or Xerograph this page to mail in your ballot. You may e-mail your ballot to across@telusplanet.net



Current Logo

Why is this page blank? Possibly because the editor ran out of material. Please send articles and boomerang plans to the editor.



School Demos and stunts

At the elementary school where I teach we have a teacher talent show each year. Occasionally I do some magic, most of it very silly gags and jokes. I mess up most of the tricks and fall down a few times (kids roar with laughter). I throw in a few real tricks to keep the students wondering.

One of the tricks I do involves "throwing" a boomerang. I tell the audience that I will do a trick with a boomerang. I get a brave volunteer from the audience to hold a banana and stand some distance away from me. I tell everyone that I will throw the boomerang three times very fast and cut the banana into four pieces. I tell them this is very dangerous and not to try this at home. I get ready to throw and then stop and act as if I forgot about safety. I take the student a helmet or face shield. I do this a few more times putting more safety equipment on the volunteer, and warning him to hold very still. Finally I may put on safety glasses myself. I then make three fast jerks of my arm as if throwing the boomerang and the trick is over. I take a bow and act like I have cut the banana. The audience will have a less than enthusiastic reaction. At this time I walk over and take the banana and peel it and it falls into pieces. This should get a good reaction from the audience. I also can now use the banana peel for the required banana peel pratfall as I am always tossing things to the floor behind me.

The way the trick is done is to prepare the banana. Use a needle or thin stiff wire and insert it into the banana and slide it back and forth to make the cut inside the peel. With only one one small puncture in the skin for each cut no one will be able to tell the banana has been cut beforehand.

Steven Graham



United States Boomerang Association

United States Boomerang Association
3351 236th Street SW
Brier, Washington 98036-8421

Phone: (425) 485-1672
Email: MHREditor@usba.org



Boomerangs Are Coming Back!

USBA CALENDAR OF EVENTS

It's official! Finally!

Chet Snouffer will host the **2004 National Boomerang Championships & Expo** on August 12-15 at Smith Park in Delaware, Ohio.

Chet is setting up his website now and you will soon be able to find out more information about this year's Expo at <http://www.leadingedgeboomerangs.com/>

Or contact Chet Snouffer for more information at 740-363-8332 or leadingedgechet@columbus.rr.com

To list your event please email
MHREditor@usba.org

July 31 Fifth Annual Vermont Boomerang Tournament

<http://www.vermontboomerang.org/Annual/Annual.htm>
Saturday, July 31, 2004.
9:30 AM to 5:30 PM
Fort Ethan Allen Park, Route 15
Colchester, Vermont
Paul Gustafson - 802-864-3212

The 17th Annual Western Oregon Boomerang Roundup (WOBR XVII)

will be held in Salem Oregon on July 31, 2004.

The location should be the McKay High School soccer fields, where it has been held for the last 13 years.

Registration begins at 8:30, events begin at 9:30.

We will be running the standard USBA events as well as GLORP to finish off the day. A no-host victory dinner will be held at Pietro's Pizza following the tournament.

Dean Kelly at Dean.A.Kelly@state.or.us to confirm the location of the tournament.

August 21-22 Kitty Hawks Kites Boomerang Tournament

Will be held at the Wright's Brothers Monument. Outer Banks Nags Head, North Carolina
It is right on the Bypass Road (Rte 158).

Cookie
38 Blake Loop
Apartment C
Newport News, VA 23606
757-926-4823

"Texas LD Shootout" Long Distance Boomerang Tournament

Date: October 15-17, 2004
Place: George Bush Park
16756 Westheimer Parkway
Houston, Texas 77082
Contact: Dave Hughes
281-341-0934 home
713-466-2373 office
281-948-5984 cell
dlhughes001@juno.com