

# Many Happy Returns

Issue No. 62


An International Publication of the United States Boomerang Association

SPRING 1995

## Sharing The Fascination

Ray Fauquet of Fort Myers, Florida shares the magic of boomerangs with just about everybody! Here he is in action with Cub Scout Matthew Milligan.

See story on page 12



Also Inside:  
Fifth Throw Back In MTA!  
YOU Can Explain Boomerangs!  
Booming The Internet!

Latest Aussie Round Boom Plans!...and a whole lot more!



**USBA BUZZ**  
"Everything you need to know!"

## Board Nominees Sought For Next Election

Nominees are being sought for all positions in the upcoming elections for USBA Board Of Directors. If you are interested in running for a position, you should send a resume into MHR for inclusion in the Summer issue. The elections will be held at the Annual Business Meeting, to take place at the US Open tournament site this Summer.

Responsibilities of the various board positions are as follows: (From the Bylaws of the USBA)

The **President** shall serve as the chief executive officer, preside at all meetings of the USBA and of the Board of Directors, and be responsible for the faithful execution of the business and purposes of the USBA....

The **Vice President** shall perform the duties of the President in his/her absence, shall be responsible for the timely production and distribution of the USBA newsletter, and shall be responsible for all publicity involving USBA events, and shall be in charge of selecting the site for the following year's National Tournament.

The **Secretary** shall record the minutes of all meetings of the Board Of Directors and the membership and shall maintain a current book of minutes of all corporate proceedings. The Secretary shall be the custodian of all official records of the USBA and shall give due and proper notice of Board and membership meetings and perform all other duties normally incident to the office.

The **Treasurer** shall be the chief financial officer of the USBA, responsible for receipt and disbursement of USBA funds, maintenance of proper records of all accounts receivable and payable, supervision of USBA contracts, and other such duties normally incident to the position, including execution and filing of all financial reports and audits as required by federal and state law and regulation, and preparation of the annual financial report of the USBA's financial status.

**Five Members At Large** shall be responsible for coordination of special projects and activities of the USBA when so directed by the Board Of Directors.

If you believe you are qualified and are interested in running for one of these positions, submit your name, the position for which you are running, and a brief summary (optional) of your qualifications, views and/or priorities for inclusion in the Summer issue of MHR.

A mail in ballot will be included in the Summer issue, as well, for those members who will not be attending the annual meeting.

Submissions must be received by JUNE 1, 1995 in order to be printed.

## U.S. Team Selection

The USBA Board of Directors has come closer to establishing a committee to select the U.S. Team to travel to New Zealand next March. A five person committee is to be established representing as regional a distribution as possible. The committee members (who will NOT be eligible for the team) will pick using the overall ratings, looking for nat-

urally occurring point breaks to determine the top qualifiers, then considering from these finalists the overall team strength, by looking at the way each qualifier did in the individual events.

## Bonus Placing Points Gone


The so-called "small tournament advantage" was eliminated by awarding placing points to only the top fifty percent of competitors, regardless of tournament size. Previously, the top ten competitors received placing points in tournaments with under 21 competitors, while only the top fifty percent of competitors in tournaments with 21 and over participants received placing points. Meanwhile, the ratings system, which ranks throwers who participate in USBA competitions, will remain the same for 1995, with 1/3 of the ratings being composed of Best Score, 1/3 Middle Score, and 1/3 Placing Point Average.

## Fifth Throw Back In MTA!

After two years of four throws in Maximum Time Aloft, the board decided to bring the fifth throw back. The reasoning that, it doesn't take that much time to do one more throw, and with juggling gone, there is not the dire need to save time as there was before. But most importantly, throwers feel more secure with one more chance to avoid the big goose egg!

## Vera Broadbent Resigns Board

Vera has resigned effective immediately due to job and family priorities that have made it impossible for her to devote the necessary time to USBA issues. According to the by-laws, the Board will appoint a member to fill out her remaining term this year. We wish her luck and thank her for her contributions.



**Captain Boomerang**

As a boomerang salesman, the arrogant Aussie called Captain Boomerang was an abominable showman-- but he found his true criminal calling by threatening the *Flash* with an amazing arsenal of trick boomerangs. Now a member of the *Suicide Squad*, Boomerang sometimes strays from the path of villainy--but he always comes back!

Copyright DC Comics

### What's In This Issue!

Page	Contents
2	<b>USBA Buzz:</b> Board Nominees sought NOW!
3	<b>USBA Store Info</b>
4	<b>Letters To The Editor</b>
6	<b>Ask Chet:</b> MTA Tuning tips
7	<b>Boom Fragments:</b> news from around the world!
8	<b>Boom Review:</b> Gel's Sunbel
8	<b>Booming The Internet:</b> A guide to the electronic boom field
9	<b>Posts From The Net:</b> Computer Boomers talk about popularity and danger factors
10	<b>Boom Plans:</b> a variety of shapes to try at home
12	<b>Promoting the Sport:</b> Florida's Ray Fauquet shows the Cub Scouts "How to", and Norm Kern says "You can explain Boomerangs, too!"
14	<b>Competition and Club News:</b> the 1995 Calendar plus alternative events from-Germay, Bay Area news...
17-18	<b>Listings:</b> Plywood Sources, clubs and Manufacturers
19	<b>Fascinating Facts:</b> mysterious MTA's and pre-historic N. American booms

# The USBA Store

For a complete list of what is currently available in stock, send a SASE (USA) or \$1 (overseas) to:

**The USBA Store  
C/O Dean A. Kelly  
3350 Neef Ave. SE  
Salem, Or. 97302**

Questions? Call: (503)-581-8050

All prices are in \$USA\$ and include Shipping and Handling to the USA or Canada. Overseas orders must include \$2 extra for surface or \$4 extra for Airmail per item. Back issue newsletters are \$1 additional for surface mail and \$2 extra for Airmail.

## USBA Store Stock Availability - Prices Each Item:

- \$2.00 Official USBA competition Rulebook
- \$1.50 USBA Mylar Decals
- \$6.00 "Boomerang": a book by Ben Ruhe
- \$8.00 "The Big Book About Boomerangs": a book by H. L. Mayhew\*
- \$4.00 "The Boomerang": an early pamphlet by B. Ruhe/L. Hawes
- \$2.00 'Low-Reynold-Number Airfoils article  
*Scientific paper on airfoils*
- \$1.00 List of Boomerang Related Patents
- \$2.00 Newspaper Articles from 1984
- \$15.00 USBA T-shirts available in sizes: M, L, XL color: gray
- SALE! \$ 9.50 USBA '93 Open T-shirts all sizes available: color: gray**
- \$2.50 Back Issues of MHR:
 

1985... #21, 23 (Winter, Summer)	1992...#52 (Fall)
1986...#26, 27, 28 (Sp, Sm, Fall)	1993...#53 (Winter)
1987...#29, 31, 32 (W, Sm, Fall)	1994...#57, 58, 59, 60 (W, Sp, Sm, F)
1988...#33 (Winter)	1995...#61

\* First edition and signed by the author.

\*\*For a listing of boomerang manufacturers, turn to the MANUFACTURER'S LISTINGS on page 18 of this issue of MHR.

## BOOMERANG THROWERS' E-MAIL ADDRESSES

Ralph Bonheim.....72020.1046@compuserve.com  
 Boomerang Man.....BMANRICH@AOL.COM  
 Ken Farr..... 76514.1342@compuserve.com  
 Masaaki Fujimoto....yok1mxf@yok10.med.navy.mil  
 John Gibney.....gibney@werple.mira.net.au  
 Eric Promislow.....emp@xgml.com  
 Mike Roedelbronn...72722.3053@compuserve.com  
 Dean Kelly..DEAN.A.KELLY@STATE.OR.GOV OR  
 70651.523@compuserve.com  
 Tom Langland.....tlangland@lml.gov  
 David Silver.....72133.3725@compuserve.com  
 Michael Siems....100350.1111@compuserve.com  
 Jim Sprague.....sprague@engin.umich.edu OR  
 71601.2752@compuserve.com  
 Paul D. Sprague....72470.1567@compuserve.com  
**USBA Headquarters:** Gregg Snouf-  
 fer.....75574.2346@compuserve.com  
 Andrew Watson.....andyw@insignia.co.uk

Also, please visit alt.boomerang while cybersurfing on the internet  
 For details, see page 8

## Top Ten Advantages of Throwing in the Winter

by Eric Promislow

This year's annual Christmas Day throw-in happened in near-ideal conditions. The only negative was that turnout dropped by 50%, since "**The Bovinator**" moved to Toronto, but the conditions made up for it. Slightly above freezing, a light breeze, clear skies, not too many patches of ice to watch out for. The cricket pitch was clear of snow, so the gravel surface gave good traction. And as I kept thinking "one more catch, then I'll go home", I realized all the advantages of winter booming:

10. No cricket players on the field
9. No cricket players' kids on the field
8. You get to play archaeologist when a boom lands in a snowbank.
7. Dog turds are frozen, so they don't stick to you.
6. Sweat means you're getting a workout, not that it's 100 degrees.
5. No passersby asking you dumb questions.
4. No hot air balloons to dodge.
3. No ultimate frisbee players on the field.
2. Fewer dogs to watch out for.
1. **No worries when you drop, since the next tournament is 5 months away!**

## Corrections

The **Photo Spread** page in **Issue 61** failed to give photo credit to **Stephanie Frisch** for her photos. We hope this doesn't mean she will stop supplying us with excellent photos! We promise to get it right!

The **Boomerang Fragments** in **Issue**

**60** incorrectly listed **Gary Broadbent** as having set a new world record in Trick Catch, with 26 catches at Nationals last Summer. The actual world record in that event **STILL** belongs to **Michael "Gel" Girvin**, who caught 31 on June 13 1992 in Olympia, Washington in the pouring rain!

The **Egyptian Drawing** on the inside back cover of **Issue 61** failed to credit its illustrator, **Jacques Thomas**, and to mention that its inspiration was for the **Musée Historique du Boomerang et des Bois**

**de Jet** in Lure, France, for which Thomas is the collection curator.

In the **National Kylie Championships** article in **Issue 61**, Kylies were not passed around, as stated. The only Broadboom Kylie was thrown by Bud Pell. Gary Jr. and Sr. both threw Kern's Left Turn Kylies, as did Norm. It was Gary's own Kylie, thrown by Bud, that stole the Waki from its maker, along with 3 other Klaks, to win the overall title for its thrower, Just Plain Bud.

## LETTERS TO THE USBA

"The true essence of communication!"

### From The Internet

If you're not on the net, where are you?

#### Aviation Museum To Host Toss

From: kleigh@freenet.vcu.edu  
RE: Toss Across

Gregg,  
I am the Assistant Operations Director at the Virginia Aviation Museum in Richmond Virginia. For the last 3 years we have held a Toss Across America here at the museum and have been very successful. We are putting our marketing plans together now for the next 6 months. Do you know if this years date has been set? If you could find out it would be a great help.

Dear Kleigh,  
The Toss Across is scheduled for **MAY 20**. To host your own local media event. Contact Betsy Miale-Gix for details at (206) 485-1672.

#### Web-Head

From: Eric Promislow, INTERNET:  
emp@exoterica.com

Yikes! Gregg's on the net!! The days where it was the preserve for us computer geeks are definitely over. Seriously... welcome aboard. I've just assembled the 10 boomerang tournament reports I wrote in the last 3 years, converted them to something called HTML, and pretty soon they'll be up on the World Wide Web. I don't know if you have access to the web. I don't, but someone in Scotland contacted me and asked me if he could post my Japan write up. I said sure, and then proposed him setting aside a space for everything I've written. I haven't heard from him for a while, I guess he's celebrating Scottish Thanksgiving right now, where families get together, watch the annual college sheaf tossing matches, and eat way too much haggis. Anyway, if and when this happens I'll let you know and send instructions for checking it out. Good luck with MHR. Looking forward to it. -- Eric

#### Caught In The 'Net

Dear USBA,  
I found your organization listed in the news group alt.boomerang on the internet. I am a confirmed boomerang addict after 3 years of playing, but have had a hard time locating information on boomerangs and various accoutrements such as local clubs, competitions, etc. Until recently, that is, when I started exploring the Internet, and found your listing. I'd like very much to be on your mailing list, if you have one, and to receive info on becoming a member, forming clubs (I'm not aware of any locally), local competitions, promotional materials, etc. I've been quite isolated as far as boomeranging goes in this area (in a metro area of 500,000+), as I've found no other 'rang fanatics like myself. I look forward to hearing from you soon. Thank you for your help. Sincerely,  
Steve Sanders  
Albuquerque, NM

Dear Steve,  
Some very good questions here. First, if you're really a confirmed boomerang addict, you'd have booms plastered all over your walls and you'd definitely be a member of the USBA, since its THE source for clubs, competitions, and info like this.

#### Missing Throwers Turn Up

Dear Gregg,  
I have let my subscription to Many Happy Returns expire because it seemed to deal mostly with competition. Since I'm too old to be much interested in that aspect of the sport, I get most of my news now from alt.boomerang (a newsgroup bulletin board.) Could you say something about it in MHR, since it seems a lot of people don't know about it? Its nice to hear from you and say hi to everyone over there.

John Gibney  
Australia

Dear John,  
Its nice to hear from you too. Its too bad to hear about your lapsed MHR subscription, since we are now trying to emphasize communication, building and throwing tips, and all of the latest interesting information from everybody. But, in any case, we've passed your message on and check out Tim Schallberger's column on pg 6 about accessing the internet and the World Wide Web. And we'll keep working to get something for everyone in MHR.

#### Jonas Floats Up Again

Dear Gregg,  
Thanks a lot for the tournament tips. I still do not know weather I will get to the states, but things are looking pretty good and I hope to leave in a month from now. If I get to Florida (Sarasota) I have no idea how long I will stay. The project I would be working on is run a little on a day by day basis, but I believe it will run 'till the end of April.

Anyhow, please say hello to everybody and tell them I'm sorry not to have been able to keep up with correspondence and boom making. I have been working on my thesis 14 hours a day, seven days a week since late November... Many Happy Returns to all of you!  
Jonas Romblad  
Stockholm, Sweden

Dear Jonas,  
Glad to hear you' might be coming to the 'States!  
We're looking forward to seeing you on the field.

#### A Story And A New Column!

From: "Tom Langland" INTER-  
NET:Tom.Langland.HEALTH#u#SERV@quickmail.llnl.gov  
RE: Many Happy Returns

Hi Gregg!  
I have three questions for you:  
1. Can I get extra copies of MHR #59? It has a picture of me in it, and I'd like to send it to a few people who don't understand about booms.  
2. About 6 months ago I went to Yosemite, here in California, and performed a dream-come-true for me. I hiked up to the top of Half Dome and threw a boomerang off the edge (about a 4000 ft drop) and returned for a catch. Actually, a few catches and a few drops, but never lost one off the edge (whew!). Anyway, I was wondering if you would be interested in me writing an article about my experience for MHR? (I even have pictures!)  
3. I also have a column idea. I would be interested in writing a "Boomerang Review" column for MHR. Sort of like a movie review column, but review one boomerang each issue. I would give my thoughts and many different aspects of the boom like: ease of throwing, accuracy on return, distance, ease of catch, wind handling, which events it could be used in competition, paint jobs, how it looks in the air, modifiability/tuning (flaps, weights, etc.), trick catching (if appropriate), overall performance.  
After the first boom-review, I would list the next boom to be reviewed, and elicit any other throwers' com-

ments on the next boom to be included in the next review, so we could get everyone's opinions. Obviously, I don't see this as a place to trash anyone's booms, but rather to give the average thrower who is considering adding another stick to their collection, the opportunity to hear a somewhat un-biased appraisal of a B. I think we would focus on what the good aspects of the boom are, and not try to bash too much!

Anyway, let me know what you think!  
\*tom\*

Dear Tom,  
If you'll do a column for the USBA folks, we'll give you extra copies of MHR #59. (By the way, that's a great picture!)

Check out Tom's first boomerang review column on page 8!

### From P.O. Box 182 Uhh... Can We Do That Overseas ?

Dear Gregg,  
As a USBA member, I am interested in two services that are available from the USBA: Info on starting your own local club, and info on how to host a tournament including score sheets, tips and info on insurance coverage. Thank You,

Tibor Horvath  
Neerach, Switzerland

Dear Tibor,  
This question required some looking into, due to the fact that you are, I assume, wanting to open a USBA affiliate club in Switzerland. There is currently one club operating in Canada that hosts a USBA rated tournament, but that is different, for insurance purposes, than one in Europe. After checking with the insurance carrier, we found it is impossible for them to offer us coverage for overseas events. Further, there is a greater issue, that being, would the USBA sanction an overseas tournament to be included in its ratings system? This is undoubtedly going to be your most difficult obstacle. If a serious bid were made, the board would have to OK it. If, however, you wanted to host a non sanctioned tournament by the USBA rules, that is not a problem at all. Matthew Weber did this two years ago. It didn't serve for USBA ratings, but that didn't seem too important to the participants. Perhaps what you seek more than this is a world sanctioning organization, like the WBA is supposed to develop into, with time and luck. I guess we'll just have to wait and see.

#### Master Moocher

Dear USBA,  
Hi. My name is Pace McCulloch. I'm 13 right now and I really like boomerangs. If I give you a sticker will you please trade me a cool boomerang? p.s. My Grandma lives in Ohio.  
Pace McCulloch  
Charlotte, NC

Dear Pace,  
Are you related to the Broadbents? Hey, Chicago-Bob's MOM lives in Ohio and we don't give HIM boomerangs. So where do you get the idea we're going to give any to you? Where did you get this address, anyway? OK, kid, here's a backyarder for being so brazen.

#### Head-Master Moocher

Dear USBA,  
Keyes School is a kindergarten through eighth grade elementary school located in the San Joaquin Valley near Modesto. We have an enrollment of 650 students with the majority from low income households. We have an assertive discipline program that rewards stu-

dents with good behavior. Every Friday we hold a weekly drawing for students who have kept their name off the blackboard for the entire week. We award small prizes and certificates donated by businesses and individuals. We would like for your company to consider donating some small prizes that we could give away to our students in our weekly drawing. Sincerely,

Kenneth Stangl  
Student Advisor  
Keyes Elementary School  
5680 7th St., P.O. Box 549  
Keyes, CA 95328

Dear Kenneth,

So THAT'S where the kids learn the art! We're worried that some of our members might want to reward the kids whose names make it onto the blackboard. We're printing your letter in our **Letters to the Editor** column as a novel idea and to see if we can get some member manufacturers to take you up on your offer of providing some booms. Hopefully, you'll hear from some of them soon. (p.s., How'd you get our address?)

## A Little Help From My Boom Friend

Dear USBA,

I have enclosed the yearly fee. Please enlist my name in your association. I found out about you from **Jerry Hatch**, an instructor at Southeast Missouri State. He is also the man responsible for my hobby. I have thrown for four years. Thanks,

Thomas Heydt II  
Springfield, MO

Dear Tom,

Its nice to have a scapegoat. (Thanks, Jerry!)

## Notice To Old Timer Frisbee Throwers

Dear USBA,

I am currently conducting research for a new book on the history and birthplace of Frisbee playing. I need to rediscover early Frisbee games, artifacts, competitions, and published results. Did any Frisbee clubs or associations exist? Does anyone have an old newspaper clipping or photo? Former employees of the Frisbie Pie Company, please contact me! I also need samples of Frisbie Pie Pans with Pie Case, Cookie Can Lids, the Scalo flying disc, Wham-O Pluto Platters with packaging and any early examples of flying disc type objects. (I will reimburse expenses.) I would like to invite anyone with Pre-1960 Frisbee info to contact me. Sincerely,

Victor Malafronte  
Original World Frisbee Champion-1974  
P.O. Box 4020-002  
Alameda, CA 94501  
(510) 814-9639

## MHR Feedback

Dear USBA,

This letter to the editor feature is a very good idea. I have a quite specific image of how MHR should look:

What is already OK? "President's Column"- This is one of the most informative pages in MHR; "Ask Chet"- A very good feature. If you have a question, one of the best throwers gives the answer; "Fascinating Facts"- I expect to see this feature in every issue. It does not always have to do with aerodynamics; "Competition News"- Finally somebody found a method to put interesting competition scores in boxes to save place for much more interesting competition stories; "The Classified Ads"- This should be the only space for reliable boomerang addresses.

What I don't want to see anymore: 1) "How to do" descriptions are boring. All of the information needed to build a boom can be found in almost any boome-

rang book that you can buy. I don't want to read about how many glue lines there should be or what machine the builder prefers. 2) The editor has the responsibility that all people out there have the same chances. Nobody (especially members of the board) should be able to use MHR to commercialize their products. Of course I don't mean advertisements. What I mean are pseudo-articles that are leading in the conclusion that this guy sells good boomerangs at fair prices, and then you print his address for those who are interested in his products. This kind of information is advertisement and should not be printed without appropriate advertising rates. The only place for boomerang addresses is the classified ads page.

What I think should be included: 1) Boomerang plans every issue- just print the shape and maybe a suggested profile. Do not add a description on how to do it; 2) List of future Tournaments- try to list all the tournaments that you know of for the next 12 months; 3) List of actual records- make a small box, pack it with records of the important countries and include it in every issue. It is not enough to mention a new record. I want to be able to compare the new mark with the best performances of other countries. If there is no new record, I want to be sure that there is none.

That's it for now. I included a boom plan of mine to print in MHR. Some ideas for future articles: Instead of "Toss Across America", make "Toss Across the World," reintroducing Distance competitions to the USA, All of the different catching methods in existence, Invent new boom events, as the French do, for example (Trick Catch 30m+) Thanks for reading this so far. I hope I have helped you in some way or another. Many Happy Returns,

Tibor Horvath  
Neerach, Switzerland

Dear Tibor,

Thanks for an exhaustive analysis and great input. We like your idea for a "Record score" box and boom plans in every issue. (We included yours on page . Your idea on alternative events was timely, as Gunther Moeller wrote to discuss his "Tapir Round" and more info is also available on the new head-to-head format tournaments coming this summer to the U.S. (see page ) We DO, however, think many novice and advanced builders alike, enjoy hearing new ideas from other builders; new techniques, new machines, shop ideas,... the type Norm sends in all the time. Then there's the matter of our calendar of events. At press time, every tournament date that has been reported is included. If tournament directors don't give us their dates, we can't just make them up and stick them in. Finally, we agree with you on the pseudo-articles. But MHR will continue to report on new technologies and new booms on the market, along with where to get them, as a service to our readers. Thanks for the feedback!

Dear USBA,

I am very excited because I received your letter today. Yes, I would like to join. Your newsletter is excellent. It is exactly the one I have wanted. Yours sincerely,

Yasuteru Okahashi  
Logan, UT

## Tall Tales

Dear USBA,

Your response to my inquiry about B-Rangs rekindled a spark of interest which started with me about 1935 in Western Kansas. I had no idea there was an organized association and although I'm way beyond the age of competing, they still fascinate me and I still enjoy throwing and experimenting with different designs. My best competitive effort with 'rangs now is over coffee with my Hillbilly Liars Club friends early each morning. For instance:

As a young boy in northwest Kansas, my friends and I used the slats from wooden orange crates to make either 'rangs or kites. Lacking scientific know how and

proper equipment, we had to wait until the winds reached 50 to 75 mph to get the 'rangs to return or to get our over weight kites off the ground. We never dreamed of the thrower being also the catcher! We pioneered the throw-catch competition by making up 6-member teams. Two would stay in the immediate area of the thrower, in case the wind would suddenly die. The rest would scatter across the state of Kansas to the Oklahoma border. Any that crossed the state line, we just let go. We lost a lot of B-rangs to Oklahoma, quite a few that got caught in the dust bowl wind storms and, as far as we know, are still up there. We also lost a lot throughout the state of Kansas, not to mention a lot of our team members, who never found their way back. Oh well---

Remember, "Time flies like the wind, but fruit flies like bananas. Sincere good wishes,

Dwight Hoff

## Illuminating "Tuning Tips" and "Dimples" from Fred

The following letter is being sent in hopes that it will shed some light on two of the articles in "Builder's Square" last issue. The first is the article on how to tune boomerangs by Rusty Harding. Before I start, I am reminded of something Ted Bailey once said, to the effect that if you make almost any generalization about boomerang shape characteristics or flight patterns, or the connection of the two, he can show you boomerangs which violate that rule.

One thing is for certain... not all boomerangs turn over 90 degrees in flight. Most long distance booms lay over only 15 degrees or so. I have one unbelievably fast Fast Catch model (two blade), which lays over only 15 to 20 degrees. If you (wisely) let it go past without catching it, it will circle in a path directly above the first circle. This disputes Harding's claim that a boom with a delayed layover will continue to spiral inward until forward momentum is lost.

I also hesitate to recommend any serious playing around with undercutting until an attempt to correct the problem with simple dihedral or angle of attack changes are made with the microwave oven. Think about everything that an undercut (leading edge) does, all at the same time: 1) It changes the angle of attack at the front part of the tip of the involved wing; this may be its major effect. 2) It changes the dihedral at the front part of the tip of the involved wing. 3) It lightens the boomerang, by removing weight at the tip, where weight changes are most effective at changing the flight path.

Rather than mess around with several variables at once, I would rather change one at a time. This way, I can also undo the change, if it proves unfruitful.

For those new to the microwave tuning process, I recommend about 15 seconds on "high." By slightly overbending (wear mits to protect your hands) within thirty seconds, you can achieve a new "set" position.

To tune, hold the boom almost horizontal, upper wing surface facing up, with the elbow away from you. Now superimpose the flight of the boomerang onto the shape of the boomerang itself. So the boomerang itself represents its own flight path, with the lift arm of the boomerang stretching out away from you, turning (at the elbow) and returning back to you (as the dingle arm does). Corrections to the flight of the boomerang can now be done to the boom. For example, if it flew too low in



the first part of its flight, you want it to fly higher in that part of the flight, so you bend the wing up at that point on the boomerang which corresponds to the troublesome point in its flight (which would be somewhere out along its lift arm.) If you want it to fly lower at the end of its flight, you just follow the wings around, past the elbow and back towards you to the end of the symbolic flight and bend down at the end (the tip of the dingle arm!)

Usually beginners will not have to make angle of attack corrections on wooden boomerangs. This is simply done by twisting the front of the wing tip up or down, relative to the back of the same wing. Positive angle of attack (where the front of the wing is bent higher than the rear) makes the boom circle shorter, and run out of steam, at the end of the flight. Another method to keep the boom low at the end of its flight is to add weight, preferably not near a wingtip or elbow. The added weight makes it fall more quickly at the end of the flight. (In this way, I tuned my Fast Catch triblader at last Nationals to die in my hands, tying for sixth place, at a time when I could barely move, due to a swollen knee!)

And what is a "non-neutral elbow?" I can imagine there are beginners out there dribbling pablum right about now! I **define** the elbow as neutral; I hold it down on a flat surface and work the boomerang from that point. Working this way, I have never met a boom I cannot at least reasonably, and in some cases, perfectly tune. It also seems the easiest way to tune.

Next is the article on dimples. The important thing to remember is that dimples add a heck of a lot more than 3% to the distance and accuracy of a golf ball, but add only 3% to a baseball bat's speed. Why? This should be instantly apparent. A golf ball spins when hit, almost always with backspin. A dimpled golf ball grabs pockets of air immediately in front of the ball, carrying them upwards over the top, and depositing them in back of the ball as it moves forward. In other words, the front of the ball at one instant, becomes the back of the ball in the next. A baseball bat doesn't work like this at all; the front of the bat is always the front of the bat. The dimples contribute in the way shown in the article, but not nearly as well as on a golf ball. And guess what? Boomerangs function a whole lot more like baseball bats than golf balls. There is a leading edge and a trailing edge and these never change. Dimples on a boomerang will never function in a manner like they do on a golf ball. Expect a 3% change, not unlike the bat.

What is strange is that the article reprinted from the 1800's entitled "Pot Use in the 1800's?" actually ended in a very powerful statement. Simply... "it is singular that so barbarous a people should have invented such a weapon." Admittedly, the weapon bit could be argued, but many Aboriginal booms had these ridges along the upper surface, running the length of the boom. I have seen them on many in Ted's collection and elsewhere. This "new" technology was known hundreds of years ago. I guess you could say it "boomeranged" back into popularity. You could say it; I wouldn't.

Fred Malmberg  
York, Pennsylvania

## Scratch Rus-Art Rangs

Dear USBA,

I believe we wrote several years ago asking that Rus-Art be removed from your list of manufacturers. We are still getting requests for catalogs, etc. Rus's elbow is permanently damaged and since he is no longer able to flight test his boomerangs, he is no longer making them. We would appreciate having his name taken off of your listing. No need to say how sad he is that he's no longer able to participate.

Mary Feuerbach for Rus  
Tavernier, Florida

## Euro Folk Booms

(ed note, the following letter came in an envelope from Dwight Hoff addressed to Gregg Snouffer, with the "G" and "S" made from tiny hand-painted wooden boomerangs!)

Dear Gregg,

Apparently I have too much time on my hands. I need your help with information. After years of NOT hand-crafting 'rangs in my workshop, I am enjoying making a few again. I want to send some to my "kids" (35-45 years old) and grand-children. Is there a written and illustrated guide or instruction booklet available on how to throw 'rangs?

I also need your advice. My wife is an outstanding artist of European folk art. Do you think there would be interest in 'rangs decorated as such... not so much for throwing, but as a decorative showpiece?

We are retired people and we enjoy staying busy - my wife doing her thing on woodcrafts and me doing woodcarving. We do about 5 craft fairs a year, depending on our ability to produce. 'Would sure appreciate your opinion on this decorated 'rang idea. I think it would be a great gift idea for enthusiasts and I'm sure it would not compete with those serious 'rang producers. Wishing you well in whatever you do. Sincerely,

Dwight Hoff  
118 Woodale Rd  
Highlandville, MO 65669

Dear Dwight,

First, thanks for the beautiful envelope and tiny boomerangs. In answer to your first question on boom instructions, we would suggest to write a couple of the manufacturer's listed in the back of this issue. Most have illustrated instruction sheets they would gladly send out. If there is further interest in the dynamics and building of boomerangs, Ben Ruhe's book **BOOMERANG** is available through the USBA store on page 3 of this issue. There are many other more-recent books available which you can find through your local library by searching the subject "Boomerangs." Page 7 of this issue reports on a new book by Michael Siems of Germany that is most comprehensive and will soon be out in English.

For your second question, I suggest we print your letter to the editor, to see if there is any interest, and then, if you decide to make these booms available on a regular basis, let me know and I'll list you in the manufacturer's listings. Thanks again!

-ed

# ASK

# CHET

The Q and A column for  
desperate folks

Dear Chet or Gary,

I have been having trouble getting my MTA's to stabilize when I throw them. Can you give me some advice on attaining stable flights? I'm nit much of a tuning guru. I prefer to just take my "Jonas" out of the cereal box and let it fly, but in Japan last summer, I did this and it flew away. So I'm back to using Pumpkin Booms and I have to figure out how to tune them. Please help,

Gregg Snouffer  
Delaware, Ohio

Dear Gregg,

No problem. By following the simple tuning tips I've listed below, you can probably get drift wood to float. (in the air, I mean).

### MTA Tuning Tips

1. Aim higher than normal, very vertical release, and slightly into wind. Some MTA's can be thrown almost straight up!
2. If MTA goes straight out, climbs and returns without turning, reduce dihedral in lift arm and twist positive angle of attack into dingle arm.
3. If MTA turns ok, but does not climb, add dihedral to lift arm and twist washout (negative angle of attack) to tip of lift arm.
4. If MTA swings side to side when hovering, reduce dihedral in both arms.
5. To increase height of climb, use washout and dihedral on lift arm.
6. If flight is OK but you want more height without changing the tuning, add small bits of lead tape to the underside of wingtips and elbow.
7. Patience is the key. First test and tune on calm days so you can see the effect of tuning rather than changing winds and thermals. Once tuned, practice in a variety of winds to see the flights you'll get under various conditions.

Be warned that MTA's are fragile and may break. To tune MTA's I use a hot-air popcorn popper. Remove top of popper and hold MTA above hot air flow 10-20 seconds, gently bending the desired tune into the wings. Be careful not to burn your hands or to hold MTA too close to heat element as you can damage the paint or finish on the boomerang. If this happens, steel wool the blistered area smooth. You can recoat with a paste wax for wood. Tuning in the field can be done by adding twist to the wings, as well as minor dihedral adjustments. However, do not try and tune cold MTA's outside in winter as they may snap.

If you have questions for "Ask Chet" send them to this magazine, C/O Gary Broadbent. He knows everything, so there's no wasted time like before when you wrote Chet and he had to call Gary!

## BOOM FRAGMENTS

Bits of news from the boom world

### Flynnie Finds Greener Fields

1994 U.S. Team member and 4th ranked U.S. thrower **John Flynn** has found himself in the enviable position of "Product and Marketing Manager" for the "Toys That Fly and Recreational Sport Boomerangs Division" of **Safesport Outdoor Gear**, of Denver, Colorado. After the company bought out Gutman Cutlery, including its division that produced and distributed Eric Darnell's Tri-Fly line of Boomerangs, they hired on Flynnie to work out of his Vermont home, promoting their toys that fly.

### 50th State Joins The Union

That illusive 50th state, South Dakota, is finally represented in the USBA by **Thomas Harker** of Sioux Falls, SD. Boom groupie **Stuart Jones** took up the challenge to find a South Dakotan after reading that it was the only state in the country without a USBA member. This moves the geographical center of the boomerang country to roughly an acre of land near Red Bud, IL.

### Aboriginal Steve Goes Hollywood!

We found the culprit behind those Outback Steakhouse Commercials featuring Road Warrior roughians throwing hunting sticks at Aussie Rules Football opponents to win food dished out by Rachel Hunter. "**Aboriginal Steve**" Conaway was contacted by the production Company, Newman-films, to provide the technical assistance for the filming. Models were trained by Steve on the finer points of throwing and then Steve's flights were dubbed in. It was a preposterously windy day last Spring on a dried up lake bed in California where the crew filmed and Rachel Hunter was 3 months pregnant! But since the shot featured hunting sticks instead of returning boomerangs, the winds weren't a major problem and everything went fine... except Steve's date with Rachel, which never materialized!

### Nuptials And Baby Boomers

Buckeye boomer **John Gorski** has asked long-time steady **Maureen** to be his lawfully wedded wife. Word has it she nearly said no, noting how much better she could do if she just gave it half a minute. But, being short on time, she agreed and John will never be the same.. The wedding is scheduled for September 9 and "Booms will fly."

Meanwhile, **Wilodman Weary** and beautiful **Tina** are expecting their first, so you're all going to be uncles and/or aunts. No due date yet, because they're not really sure why they're even having one.

**"Why didn't he call me? I could have UPS'ed him one!"**

**-Gary Broadbent on hearing Mark and Tina Weary are expecting their first.**

### Herb Smith Remembered

**Ted Bailey** has put together a special edition of his Boomerang Newsletter that is committed exclusively to the life and exploits of **Herb Smith**, of Sussex, England, who recently passed away.

Herb was a pioneer in the sport and promotion of boomerangs. Herb was known as a master craftsman and pioneer of distance 'rangs. He set a new distance record in Washington, D.C. of 108 yards that was in the record books from 1972 until 1977. He regained the title a year later with a toss of 115 yards and held that for a year. He worked as a prison guard in England and taught prisoners how to throw. On a trip to the Smithsonian Fling in the mid 'Seventies, Herb met many American throwers and started an international trend that has grown into today's multi-national team cup challenge. He passed away on January 28, 1995, at the age of 65.

If you wish to learn more about this fascinating fellow boomer, send \$2 to **Ted Bailey** and request issue number 12 at: **P.O. Box 6076, Ann Arbor MI 48106.**

"My own interest in this most unusual and fascinating of sports, goes back to 1939, when as a 9-year old.... I had a Geography lesson about Australia and the native Aborigines of that far off country.

I clearly remember my teacher talking about the curved piece of wood which the Aborigines were able to throw and get to return to them again. This to me was pure magic!

... In my haste and excitement, I picked up a small Hazelwood bow.... I grasped it by one end and gave it a throw across the garden. It fell amongst the cabbages."

**-Herb Smith, on his first boomerang encounter**

### Past USBA President Dies

**John Mauro**, past President of the USBA passed away just before Christmas. He was an active USBA official in the 1980's, holding several official positions and producing the early USBA publication "Return Mail." He made boomerangs in the shape of mathematical curves, like the bell curve, parabola and statistical sigma. John had many friends among the old time boomerang throwers who will remember that his boomerangs always had a cartoon figure painted in full color on the upper surface of the elbow.. He will be fondly remembered and sadly missed for his many contributions to our sport and our organization.

### The Perfect Boomerang Book

German designer and thrower **Michael Siems** has written a sequel to his popular first book "Die Bumerang Mappe," appropriately titled "Die Neue Bumerang Mappe." It features startlingly crisp, easy to understand graphics, airfoil profiles, and wall poster size pullouts with blueprints for shapes like Fridolin Frost's "Icerunner II" and "Ghoul" fast catch, Gel's "Carlotta" and "Bellen." brand new four blade Aussie Round and Fast Catch designs by Adam Mueller, as well as MTA's and long distance designs. It features chapters on subjects such as, Basics, How to build, throw and catch, shapes and airfoils, materials, tuning, weighting, undercuts and bevels, flaps and holes, etc....

Even if you can't read German, this book will be useful to you, but if you can wait, there are translations in English, French and Japanese in the works. For information, contact **Michael Siems** at Letten-gasse 15, 69493 Hirschberg/Grossachsen, Germany. You really need this book!

### 1995 Competition Update Ready To Roll

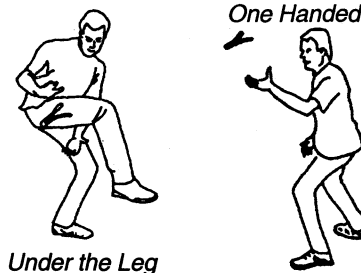
**Chicago Bob** announces that the 1995 Competition Update newsletter is ready to roll, along with the new season. This newsletter keeps up to the minute USBA ratings for competitors, as well as a calendar of events, and submissions from readers on the hottest issues facing the competitive, as well as the novice thrower. A season's subscription is ONLY \$10 domestic and \$15 overseas. This newsletter changed the face of competitive throwing with its introduction in 1994 and rumor has it that it predestined Chet's retirement because he didn't like the pressure of knowing throwers were ranked ahead of him! For your own pressure cooker subscription, write: **Chicago Bob Leifeldt, P.O. Box 242, Waterloo IL 62298. And do it quick!**

### Boom Tattoo Comes Back To You!

**Jessie Robertson** of Tallahassee, FL has a new tattoo on his right thigh... its him... doing an under the leg catch! Plans are currently in the works for another tattoo on his left thigh... him doing the throw of the boom he's catching on his right leg!

### Snowboards and Broken Boomer Bones

Not only did our editor, **Gregg Snouffer** break his wrist this winter during a snowboarding mishap, but it also seems **Stephane Marguerite** of Quebec broke his ankle doing the S-word as well! Our advice to budding snowboard enthusiasts who also throw boomerangs: no problem, since its the off season, you have plenty of time to recover!



### 10th Anniversary of Gel Boomerangs

*Seven different throwers have set  
Eleven World Records  
with Gel Boomerangs.  
New designs.  
Beginner to Expert boomerangs.  
Beginner, Intermediate and  
Competition sets.  
Beautiful Finishes...  
Superior Performance*

**Send for Free Full Color Catalog**

**GEL BOOMERANGS**  
2124 KITTREDGE STREET #61  
BERKELEY, CALIFORNIA  
94704 USA  
(510) 658-2469

# Boomerang Reviews

## Gel's Sunbell

By Tom Langland

Welcome to what I hope is just the first installment of a continuous set of articles. Each issue I will select a different boomerang, from various manufacturers and give you my impressions and experiences.

I wasn't sure what boomerang to start with, until two days ago when Michael "Gel" Girvin gave me the opportunity to test throw over 100 recently sanded, and yet to be painted Sunbells. It was at this point I knew what my first choice would be, the Sunbell.

The Sunbell combines the best characteristics of two of Gel's distinct boomerangs into one. I see here the distance of the Sunshine (especially the infamous phenolic version) molded with the accuracy and the forgiveness found in the Bellen. The lift arm looks the same as the Bellen with the characteristic "kink" near the elbow in it, but the dingle arm has the smooth conventional shape of the Sunshine. From its' 12-ply, 6mm thickness, the boom feels comfortable and solid in your hands and seems like it's just begging to be thrown.

Throwing the Sunbell is extremely easy. I prefer holding it from the lift/flight arm. If going for just an easy toss, a pinch grip helps to release it with a lot of spin. Wrapping one or two fingers around the arm for more of a pencil grip allowed me to retain additional control in a harder and forceful throw. The boom likes a little wind in order to come all the way back when giving a strong throw. Solidly 90° to the right of the wind worked best for me, but in fact it handles the wind pretty well under most conditions. Distances ranged between 25 and 35 meters depending on how hard you want to throw it.

I found a hard and not too vertical throw will give you a high out leg, with an easy-to-read return as it hovers back to you. The more spin you give it, the more hover you will get back and the less likely it will fool you on the way back. Low throws do not seem to do well at all however. Concentrate on keeping it up and you will be rewarded with a nice predictable return.

For added distance you can tape a coin to the lift arm. I found a nickel too much weight with it consistently dropping short on the return. But a penny was perfect. Simply center it on the flat side about an inch from the tip. With this configuration, I was able to get 40+ meter range with little or no wind. With penny on the lift arm, I switched my hold to the dingle arm with a pencil grip. The returns with the weight in place can be a little tricky. If the boom stays high on the return, it will result in a nice consistent stall, followed by a gentle hover. However if it is coming back low, it will stay about chest high in a flat somewhat gentle return with no hover. The important thing to remember is to give it enough layover.

If, with your particular throw, or in windy conditions, your beautiful stick is always blowing by you, the boom will take a flap made from either duct tape or masking tape. However, it is very sensitive to addition of a flap, so start small. I found just adding a 1/8" tall flap on the top side of the elbow had a dramatic effect, slowing down the boomerang considerably.

Because the Sunbell has retained half of the bell shaped elbow of the Bellen, it remains relatively easy to catch. This additional surface area cuts down on the open "eye" when the boomerang is hovering, giving you a lot to grab a hold of.

For competition, this boomerang would be best used in Australian Round. I would put the penny on the lift arm and look to achieve a 40 - 50 meter range with the consistent accuracy followed by a "fer-sure" catch. Without a weight you could even use it for just plain Accuracy, keeping it high so it doesn't go out too far past the required 20 meters.

No two Gel booms are painted exactly alike, and each is your own personal "rad" artwork. Usual-ly consisting of a bright base color of red, yellow or

orange or even white and then jabs, waves, dots, stars or other odd shapes of color ranging from blacks, greens, blues purples, etc. Gel will even create a custom paint job for you! Always a nice clear hard finish tops it off, that can stand up to the rigors crashes into a hard field or even pavement and still look good.

Overall, this is a good choice for the beginner/intermediate thrower wanting to move up. Now you can start to get those big distances, but still keep the easy catches. If you can't wait to get one, contact Gel directly at:

Gel Boomerangs  
2124 Kitteredge St. # 61  
Berkeley, CA 94704  
(510) 658-2469

Next issue I will review the Aussie Secret (shhh!) from Chet Snouffer, so if you would like me to include your comments on this boomerang, let me hear from you:

Tom Langland  
103A Compton Circle  
San Ramon, CA 94583

## Falcon Booms Show Up 10 Years Later

Ten years after they were crafted, the now defunct Falcon Boomerangs of Georgetown, MA have been found by manufacturer/collector David Hendricks. The "X-19" and "X-4" are traditional shaped booms of 5-ply birch, and look and fly remarkably well after basement storage. David has about 40 of each and is selling them for \$7 for the X-4 and \$8 for the X-19 (slightly smaller.) plus \$2 shipping, regardless of quantity. If you're in the market for instant collectibles, or fantastic beginner booms, contact David Hendricks at 1086 E Gordon St., Allentown PA 18103. David, son Vince, and wife Barb also produce a line of "rangs "BVD's" ranging from beginner to advanced. Write for a free price list.

## Booming The Electric Highway

by Tim Schallberger

Tired of being a speed bump on the Information Highway? Welcome to a new column on boomerang related items on the Internet. Whether you're just getting started, or already a computer genius, you should find something of interest here, such as instructions for sending email messages, Web Sites with info relating to Boomerangs, and even ALT.BOOMERANG Newsgroup postings. If none of that makes sense don't worry because I will attempt to explain everything in everyday english.

### Internet Background

The Internet is the world's largest computer network. It was originally started in 1969 as a Department of Defense project that linked military, defense contractors, and university computers into one seamless network. Today there are over 10,000 computer networks of all sizes loosely connected forming the Internet, handling an estimated 10 million users world-wide. Within those 10,000 networks, information regarding almost any topic, including boomerangs can be found. However, finding that information can sometimes be difficult. In this first column I will focus on two main resources that have centralized information about booms; the ALT.BOOMERANG newsgroup and the World-Wide Web.

### ALT.BOOMERANG Newsgroup

First a little background on newsgroups. A

newsgroup functions like a bulletin board on a wall. As people pass by they read the postings and if they wish to respond they simply attach another posting. At some regular interval (depends on the system but can be within minutes) the new postings are spread throughout the net. Currently there are over 7,000 major newsgroups including one covering Boomerangs called ALT.BOOMERANG. Inside of ALT.BOOMERANG you are likely to find discussions regarding all topics relating to our sport. On average 20 messages are posted to the group each week that range anywhere from bad Boomerang jokes to requests for pictures of hunting sticks and everything imaginable in between. In addition these postings come from around the world!

All that is necessary to access the newsgroup is a "newsfeed" to your computer. A newsfeed is nothing miraculous and all Internet Service Providers provide the feed. If you have Internet access through America On-Line, Compuserve or Prodigy you also have access to the groups. To access the newsgroups do the following:

AOL Users: Enter the Keyword Newsgroups. Then follow the on-screen options.

Compuserve: Type Go Internet, select Usenet Newsgroups option and then follow the screen prompts.

Prodigy: Use the Jump command to jump to USENET. Then follow the onscreen prompts.

Other: Varies with who provides your Internet access. In general you will need some sort of a news reader program. Configure the news reader for use in your environment and then subscribe to ALT.BOOMERANG. If you access the Internet through your company or school talk to the system administrator for more information on accessing the newsgroups.

If you have access to Internet Mail but not to the

newsgroups send me an email and I will forward you a method to receive new postings to a newsgroup via email.

### World-Wide-Web (WWW)

The WWW can be a little hard to describe, but think of it as a system for organizing Internet resources into an easy to use "point and click" environment. Point and click simply means that if you see the word boomerang and you click on it, information relating to boomerangs is displayed. The Web is made up of thousands of individual web "pages" that contain cross-references or links to other resources all over the net, including other "pages", files, graphics, etc. As you click on these items you are literally transported to computers all over the world that are storing the information. The WWW is fastest growing segment of the Internet because of it's ease of use and because it is not machine specific. All PC, Mac, and UNIX based systems see the information presented in the same format.

So far there are only a few pages devoted to boomerangs on the net. The most substantial one is run by Mike Moran out of Edinburgh, Scotland. His page is split into the following categories: "Workings, Resources and News. The workings section gives a few tips on throwing. The resources section is more in depth and has a Boom bibliography, a Boomsmith listing from Tony Brazelton, and a brief list of famous people in the boom world. The News section has Eric Promislow's Tournament report from the 1994 World Cup.

From a commercial point of view, Michael Girvin has ventured into cyberspace in a big way and his boomerangs can be found at two virtual marketplaces on the net. A virtual marketplace is a web page or series of pages that sell a product or prod-



ucts. These pages usually have links to graphics or full motion videos of the product in action. However, only one commercial site has still images of the boomerangs. (Hint, a full motion video clip of Gel doing a Butt catch might be a good marketing idea!)

Unfortunately getting access to the WWW pages is not quite as easy as newsgroups. Currently, of the big three on-line services, only Prodigy has Web access (Prodigy users: use the Jump command and jump to WWW.) To get Web access you will have to go through one of the many Internet service providers (for more info stop by any software dealer and they will have many different products that will get you on the net for a monthly or hourly flat fee. Before signing up for a service make sure to give it a try first. The WWW is notoriously slow so make sure you are satisfied with the speed.) In addition to the service providers, most corporations and colleges that have Internet access also have Web Access. Once you have determined that you have Web access you will need a Web viewer designed for your machine. These viewers are known as Web Browsers and can be found at any software store or even on the Internet itself. If you are new to the WWW I would recommend picking up one of the many Internet Books on the market. Included with many of these books is a free Web Browser with complete instructions on it's use. Also if you need a News reader program to view ALT.BOOMERANG look for a browser that can also read mail messages.

Boomerang Web Page Addresses - Use your browser to move to the paths listed below:

Index of current boomerang pages is at:  
<http://www.hal.com:80/services/juggle/help/>

[circus-arts/boom/index.html](http://www.dcs.ed.ac.uk/home/mxm/personal/boom/boomerang.html)

Mike Moran's page is at:  
<http://www.dcs.ed.ac.uk/home/mxm/personal/boom/boomerang.html>

Commercial Sites:  
Infinite Illusions - Carries 6 different models (Darnell, Gel, Colorado, etc):  
<http://io.com/usr/infinite/boomerangs.html>

IBUKI Trading Post - Carries the Gel line:  
[http://www.portal.com/~rww/top\\_boomerang.html](http://www.portal.com/~rww/top_boomerang.html)

### Closing thoughts on both resources

ALT.BOOMERANG: I think that most people on the net are lurkers, content to sit back and read the traffic instead of participating. It would help the overall boomerang consciousness to get more postings to the newsgroup. There is a core group of people, Tony Brazelton, Eric Promislow, Dean Kelly, Tim Schallberger, Douglas Wiggins and lately our own Gregg Snouffer who answer questions and post stuff to the newsgroup. I believe the USBA owes Tony and Eric a big thank you for all the time they spend answering questions in the newsgroup. They seemingly respond almost instantly to new postings. Tony also maintains a Boomerang FAQ (Frequently Asked Questions document) that is loaded with information and is frequently posted to the group. I will talk more about FAQs in the next column. And lately, Gregg is doing a great job of making the USBA presence known by answering questions and posting information relating to tournaments, rule changes, and snowboarding mishaps!

Another ten or twenty throwers from around the world exchanging ideas on a regular basis would be great.

WWW: I believe that the WWW is the information presentation medium of the future. When people are interested in a particular topic they will search the web first for the information and with that in mind I believe that the USBA should have an official presence on it. Currently I am working on a web page containing the following: (if anyone wants to help please let me know!)

History of booms (Complete with Digital images of example hunting sticks, etc), Throwing Instructions (Complete with artwork or photos), Making Instructions (Complete with photos), Event Rules (Complete with graphics or photos of trick catches.), Tournament Schedule, Tournament Results, Up to the minute rankings (if possible), Manufacturer List, Supply Vendor, Throwers in your area directory (Graphic of the USA, when a state is, clicked on a list of throwers / clubs are displayed.), World-Wide Organizations (Graphic of the world. Organization name, address, etc displayed when country is clicked on.)

When complete this page could either continue to be privately maintained or possibly handed over to the USBA.

Anyway, that's enough information for you to digest right now. I have barely scratched the surface in this brief article and I would encourage you to pick up any of the internet books for more information. Next time I will try to give a brief E-mail tutorial on how to contact other throwers. See you in Cyberspace - Tim

## Postings From The Net

posts to ALT.BOOMERANG bulletin board during the week of Feb 20.

### Message Thread #1

## Query on poularity

from: Gareth Jones (garethj@magna.com.au)

I'm just curious - would you say that boomerang throwing is a popular sport/pastime. I just scanned through the postings and noticed no-one was from Australia. This puzzled me a little."

Reply from: Eric Promislow

Puzzles me too. During the summer, up here at the northern fringes of the Canadian wilderness, the fields are full of boom throwers, little kids working on their 20-second fast catch rounds and retirees going for those 100-point Aussie-rounds. In Ohio I hear they've even been converting old unused golf courses into boomerang fields to accommodate the demand. The latest mayor of New York City was elected largely on his promises to level a 6-block area and build a nice flat, treeless park so an estimated 10% of the city's 8 million would be able to throw during lunch hours (although word is that the city council is holding back on him).

No one throws in Australia? Maybe it's time to move to booming North America.  
Eric Promislow  
"Either you're on the net or you're not on the net" -- kesey@cuckoo.net

Reply from: Jeff East(an972@freenet.carleton.ca)

In a previous posting, Eric Promislow writes, "During the summer, up here at the northern fringes of the Canadian wilderness, the fields are full of

boom throwers, little kids working on their 20-second fast catch rounds..."

Ya, darn it all. But the worst is my neighbour (notice the 'u' in that word) with his 2 kilo monster - more than once its ended up lodged in the living room wall of my igloo!

"No one throws in Australia?" Maybe it's time to move to booming North America."

Well, in the spirit of sharing this wonderful sport with less fortunate cultures, I did send a Roomarang and one Canadian National Boomerang Team T-shirt to a relative in Canberra. Maybe those Auzzies will catch on?

By the way, you all do realize that the boomerang was invented by Canadian Dr. Naismith -- although he was teaching at a boys college in Canberra at the time . . .

### Message Thread #2

## Boomerangs Kill

From Gregg Snouffer

I wrote recently about bumming due to a broken wrist and got a number of responses asking if it was boomerang related. It was not. I did it recreating at a nearby ski resort. Today, I read in the newspaper where a woman was knocked to the ground while watching Former President Bush play golf. He hit her with his tee shot! I was discussing the dangers of having a gallery at golf matches with a friend who also mentioned the dangers of having seats in foul and homerun territory at a baseball park. I realized that something Thomas Risher said when he found out I broke my wrist was true, "Its a good thing you only broke your arm snowboarding. If you had broken it throwing boomerangs, everyone would have said, 'See, I told you boomerangs are dangerous!' Boomerangs are the only sport that the public holds accountable for being 'dangerous.' Every sport has an element of danger but only boomerangs has it rubbed in their face." What do you think?

Gregg Snouffer \*USBA Secretary and editor  
"Many Happy Returns" \*If you're not booming, what are you doing?

### Reply from Tony Brazelton

People are always afraid of things they don't understand and boomerangs are certainly no exception. A note for throwers who often come in contact with people: When someone comes up while you are throwing and asks, "So you can, like, kill animals with those things, right?" immediately say, "No." Then later you can explain about the kylie. But when you waffle and say, "Well, sort of." and then go on to explain about non-returning sticks, they usually end up making no distinction between the two, and that's one more person who will most likely not think of boomerangs as a serious sport and recreation. Just something to think about. It's not only important what we tell people about boomerangs, but how we tell them. PR, like boomerangs, is both an art and a science.  
tony

### Reply from GTC (Jack Crawford)

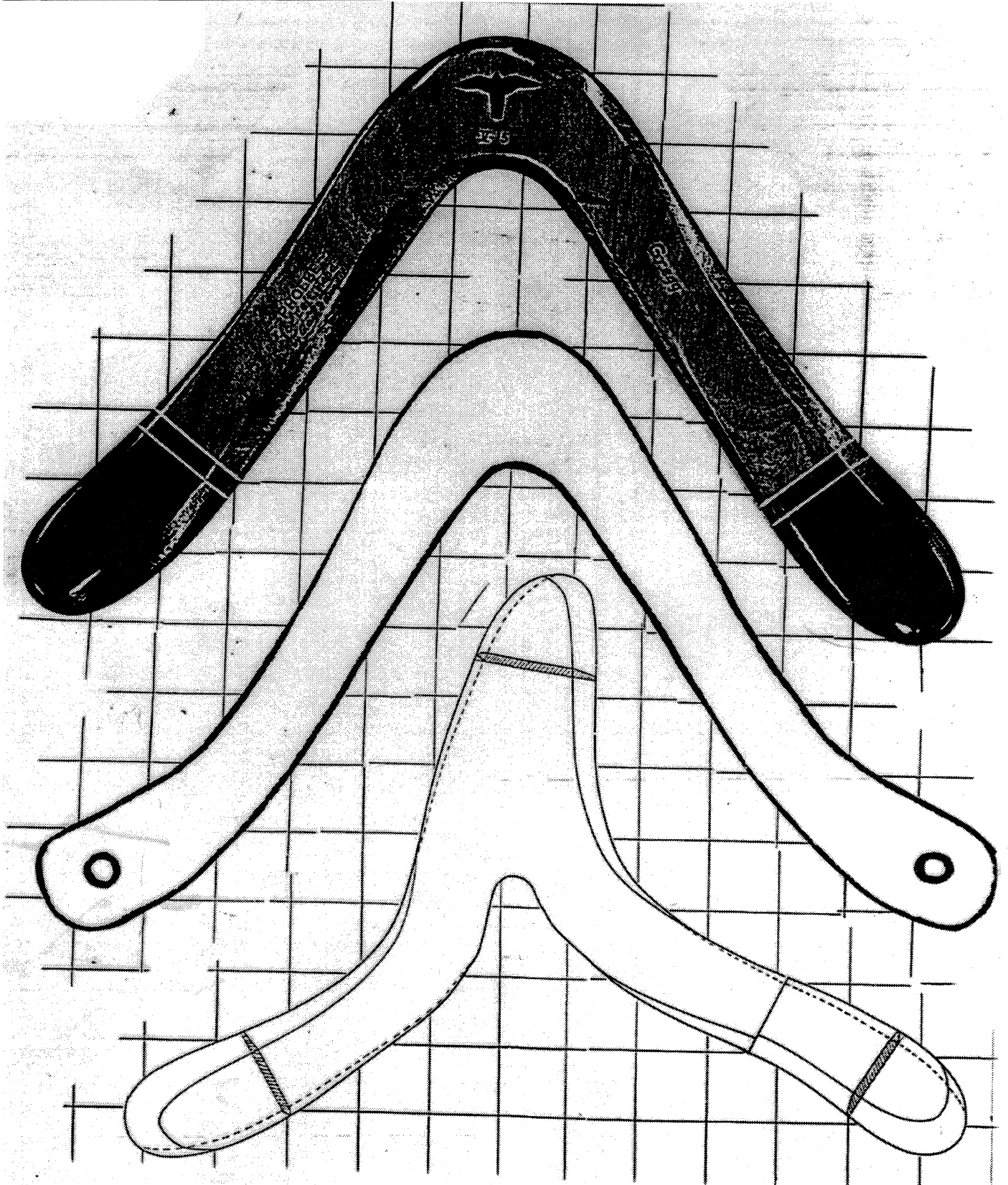
Speaking as an archaeologist who throws boomerangs, I hear this kind of weird stuff a lot. People are so mystified by booms that they just say stupid things. Although boomerangs are found very widespread throughout time and across the planet, there is very little evidence that (return) boomerangs were ever used for killing anything. I think people have watched Road Warrior too many times. If you get hit in the eye I think you could die (maybe) but I think it highly unlikely. Imagine how many of us have survived hits with boomerangs. Anyway, some of my designs weigh 3 or 4 time that of the heaviest production models and although they hurt like hell when you catch one, I doubt I could break more than a finger (if I was really stupid). In conclusion, these are not kids toys but are certainly not dangerous by any rational standard.

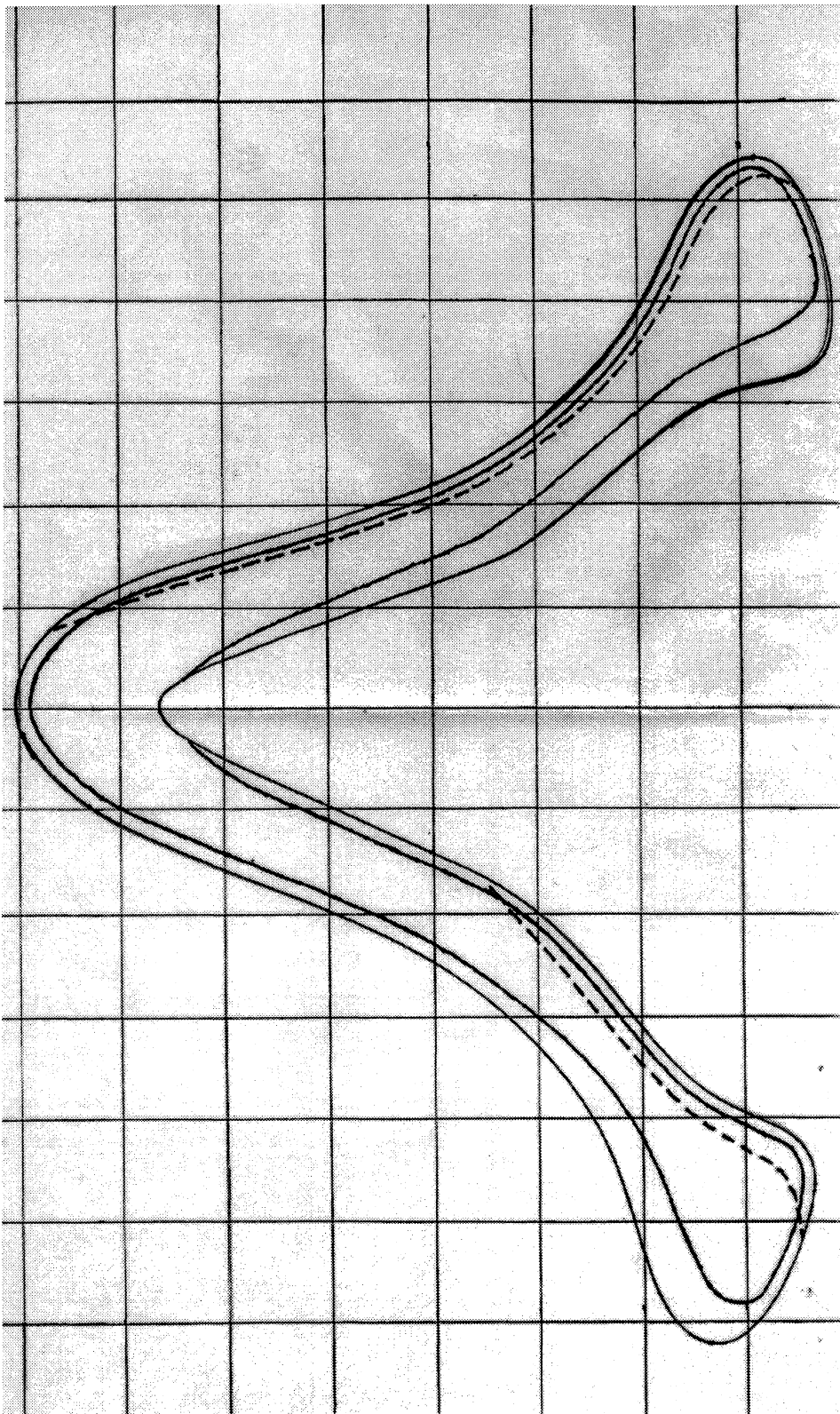
cheers,  
gtc

# Boom Plans


See page 16 for details!

all squares are 1" X 1"





all squares are 1" X 1"



### Darnell's Boomerang Evolution

In a follow up to last issue's story of the evolution of Axel Heckner's fast catch model, through Eric Darnell's juggling adaptations, to Chet Snouffer's world record winning Pterodactyl jugglers, here is yet another story of boomerang evolution, where one shape is borrowed, modified and adapted technologically to fit a certain competitive niche. Its the story of Eric's 1979 "Wishbone" model, which was popular for windy conditions, and was picked up by Germany's Volker Behrens, who employed innovations such as reduced size, narrower airfoils, and new materials to make a virtual "Wind Cheater." Then Europeans Jonas Romblad and Ola Walberg made their own variations with 1993's 50+ meter paxolin models #1 and #2 shown above, respectively. These models were seen last year as the ultimate Aussie Round wind booms. But that may change, as Eric began doing his own experimenting again, stretching the arms in the third model, and reducing the elbow angle in the fourth to produce a forgiving 50+ meter flight in about any wind condition. All four models are made of 3mm Phenolic and weigh 24, 36, 44 and 46 grams respectively.

\*Reprinted from Boomerang News, Issue #9

### Booms On The Centerfold

(see page 16 for details)

**Page 10: Top to bottom: "Phoebe" model by Ray Fauquet. Materials: 1/4 inch plywood, Rated: Easy to make and use, beginner model.**

**"Awaze" model by Tibor Horvath. Materials: 5mm or 1/4 inch plywood, or 3mm phenolic (more advanced). Distance: unweighted-30 meters, weighted- 60meters.**

**"Pterodactyll" juggler by Chet Snouffer. Material- 4mm plywood, weighted and flapped to fly identical to the second one.**

**Page 11: "Viper" aussie round model by Ollie Von Kempen. Material- 3mm phenolic, unweighted. Distance- 50+ meters. Good in wind.**

## PROMOTING THE SPORT

**Editor's Note:** Ray Fauquet is a retired electrical engineer who lives in Ft Myers, Florida and has been attracting quite a bit of attention locally with his boomerang hobby.

It all started almost eight years ago, when visiting grandson Richard spotted a picture of a boomerang and asked if his Grandfather might help him make one in Ray's woodshop. Although that first boomerang "Didn't turn out too well," it did spark an interest in Ray to discover the secret to the ancient sticks.

Along the way to understanding, Ray found John Cassidy's "The Boomerang Book," and a Ph.D. dissertation on why the things fly, met retired NASA engineer Jack Crawford, of Oklahoma, and discovered the United States Boomerang Association.

Since then, he has made hundreds of boomerangs which he sells at craft fairs and donates to various charitable causes. He has been featured in local newspapers and news broadcasts, and has personally introduced scores of people to the art and sport, including Randy Wayne White, who featured boomerangs in his column "Out There," in **OUTSIDE Magazine** a couple of years ago.

The following article was written by Ray to describe his recent encounter with a local Cub Scout troop.

# Ray Fauquet Shares His Hobby

FORT MYERS, FL- This past Fall I was asked if I could do a boomerang project with the Cub Scout Weblo Viking Patrol who were working on their Craftsman Activity badge.

Knowing from previously working with neighbor boys of this age that cutting out and shaping a boomerang with hand tools was much too tedious, and that the use of power tools was out of the question, I called my friend Jack Crawford of Broken Arrow, Oklahoma for advice. He had mentioned that he had worked with similar groups out there. Jack suggested that I cut out and rough shape the boomerangs and then have the boys sand and finish them.

The scouts were ages nine to twelve and included one lefty. I cut out and rough shaped the boomerangs with my band saw and sanding drum. I also heat warped some dihedral into each one. I used 1/4" Birch plywood from a building supply firm which is actually 5mm thick, with Birch outer layers and a thick Lauan core and ended up weighing 1.8 oz for the finished boomerang. I also made a little heavier one from a panel of 1/4" three ply Lauan (2.5oz). Quarter inch five ply Baltic Birch just gives too heavy a boomerang for youngsters of this age.

I used my "Phoebe" V-Omega pattern that has a 13- 1/2 inch span and is somewhat like Chet Snouffer's "Seabreeze II" (See enclosed pattern.) I also made each boy a sanding paddle cut from 1/4" scrap, measuring 1-1/4 inch by 7 inches, with 150 grit sandpaper wrapped and glued on.

The first meeting was held at my shop and consisted of a short talk about boomerangs and a display of various types of boomerangs, including hunting sticks. Then the Cubs were each given a rough cut boomerang and a sanding paddle. The boys sanded, signed and dated

their booms, then varnished and set them up to dry. This ended session One.

The following Saturday morning we met at the local high school soccer field. The boys fine sanded their booms first, and then we had a throwing session in ideal, mid-morning breezes. The Den leader and her husband had some previous boomerang experience, and so were great help in organizing the throwing and demonstrating proper technique. The kids jumped for joy when they got a close return. The Den Chief (age 12) even got a catch!

We met again the following Wednesday at my shop, where finish sanding was completed. The boys were then turned loose with markers to decorate their booms. You wouldn't believe some of the designs. Afterward, we applied another layer of varnish. I learned the hard way that some markers were not compatible with the Sears Polyurethane Varnish that we used. Some of the dark colors left the varnish sticky for several days before finally drying. Regardless, the scouts all reported that they had never had such a good time. And best of all, we developed five new boomerang enthusiasts.



## How To Do A Boomerang Presentation

### You Can Explain Boomerangs!

By Norm Kern

As people find out that you have the boomerang bug, you may get opportunities to talk about boomerangs to scouts, clubs or in schools. You may also wish to explain more than just "How to throw" at your demos or Toss Across America. Don't be afraid, dust off your notes from your high school public speaking class, and brush your teeth, because YOU CAN EXPLAIN BOOMERANGS! Following are several tried and true techniques that several Veteran Boom chuckers have used. Feel free to pick and choose, based upon your own situation, audience, and time of presentation. You may also wish to check out the Eric Darnell/ Ben Ruhe book Boomerang: How To Throw, Catch, and Make It. Try the library, since its out of print.

When I start a presentation, I put a boomerang into each person's hand. This gets them more involved and lets them see the diversity of boomerangs. (Of course if your audience is a bunch of death row inmates, you should use discretion.) I then start pulling various things out of my bag, asking if they are boomerangs. I include obvious things like files, rags, etc, but also include some booms that look like animals, letters, etc. I have a cross stick, tumble stick (from the B-Man) some foam indoor booms, and, of course, one of those awful store bought mass-produced booms that don't work. People are surprised at all of the shapes that can be made to return, and also, that not everything that

looks like a boomerang is a boomerang. I throw the indoor booms and tumble stick in the classroom to generate a lot of interest and enthusiasm.

**History - "Were they used for hunting?"** I explain it as follows. There was a flat curved type of stick which was used for hunting animals. It had some of the aerodynamic properties of a boomerang but it was made to fly out in a straight line, low to the ground. It was called a "kylie," hunting stick, throw stick or killer stick, among other names. Hunting sticks are usually larger and heavier than returning boomerangs. It is commonly believed that when people were trying to make hunting sticks, they sometimes made errors, either warping or asymmetrical airfoils, which made their sticks fly in a curved flight. It is further believed that when they saw this phenomenon, they experimented until they developed techniques that resulted in completely returning boomerangs. It is likely that some returning boomerangs were used to hunt birds. A large returner can be thrown in such a way that it would fly up into a rising flock of birds and knock one or two down. If it managed to miss all of the birds, it would fly back towards the thrower. But the main use of the returning boomerang was for amusement or sport, and not for hunting. The confusion about boomerangs being used for hunting goes all of the way back to explorer Captain Cook and his crew. The Europeans did not realize that there were many different types of flying sticks with different names. They applied the name "Boomerang" to all of the sticks, returning and non-returning alike. (If you

have a throw stick, or pictures of throw sticks, this is a good time in your presentation to point out the differences.)

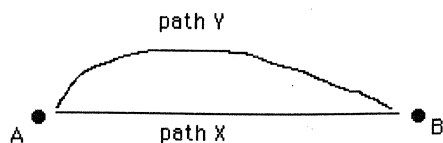
**History - "They come from Australia, right?"** I answer that they are most common in Australia but boomerangs or hunting sticks have been found in Europe, India, Egypt, South and North America. America's own Hopi Indians used throw sticks for hunting Jack rabbits in the desert southwest. A wooden South American boomerang has been dated to between 14,000 and 15,000 years old. A throw stick was found in Poland which was made from a mammoth tusk and is 23,000 years old. Boomerangs are rare in most parts of the world and common in Australia because no more advanced weapons such as the sword or bow and arrow were developed in Australia. (The editor suspects that, due to habitat and geographical separation, there was probably no need to develop beyond the boomerang in Australia. There were no tightly wooded forests, which was where the bow and arrow developed, but rather, fairly open scrub lands, where gnarled squat trees were abundant, for wood supplies, yet low and wide spread, leaving space for a boomerang to fly.)

**Physics - "Why does a boomerang return?"** - I try to keep it short and simple, using examples such as "the paths", the ferris wheel and the bicycle.


**The paths** - Draw a figure of "paths through the woods" like the one below. Ask "If you wanted to get from point A to B quickly, which path would you take?" They will likely select X since it is short



er. Ask "If I take path X and you take path Y, and



we arrive at B at the same time, who must have walked faster?" They will likely answer that they had to go faster since their path was longer. Then I show them that the paths in the woods are like the top and bottom of a wing, and show them that the boomerangs they are holding have wings. I then take a leap and teach that as the wing goes through the air, the air on top must go faster than the air on the bottom. In order to do that, it must spread out a little so there is less air pressure on top. This makes the lifting force which keeps airplanes up. Michael Girvin reminds the students of times when their car may have been passed by a speeding truck. The car seems to be pulled toward the truck. Actually the car is pushed toward the truck. The air pressure is lower on the truck side of the car because the air on that side is going at the higher speed of the truck. (At this point I point out that airfoils usually have a blunt thick edge on the front and a thinner sloping trailing edge. I suggest that before they buy a boomerang they look for this airfoil shape on the wings.)



**The Ferris Wheel** - Next draw a ferris wheel and then draw a flatbed railroad car under it, like the one above. If the ferris wheel is moving, the riders feel themselves move through the air. If the wheel turns faster, they feel the air more strongly. If the ferris wheel is on a train, and the train is moving to the left, and the wheel is turning counter clockwise, then the people on the ferris wheel will be feeling the air more strongly at the top than at the bottom. The strength of the air at the top includes the speed of the wheel and the speed of the train. But the strength of the air at the bottom is lessened because the wheel is taking the rider in the opposite direction from the train at the bottom. I have used the explanation with 5th graders and I think most of them understood it. (This explanation comes from The Big Boomerang Book which was published by the Klutz Flying Apparatus folks.)

The wing and the Ferris Wheel - Once you have explained that the riders move through the air faster at the top than at the bottom, you can show how a spinning boomerang moving through the air is just about the same. They should be ready to see that a boomerang arm is moving through the air faster at the top than at the bottom, and that there is more lift at the top. At this time someone should ask why the boomerang doesn't just fall over, or corkscrew. If they don't ask you, you should ask them.

**The bicycle** - Ask if anyone can ride a bike no handed. Many will say yes. Ask how they steer. They will respond that they lean. Point out that they are applying a force at the top of the front wheel by leaning. Ask what happens when they lean. Do they fall over? NO. The front wheel turns. Explain that this is true because the wheel is turning (like the boomerang) and that it doesn't work if the wheel isn't turning. You can mention the term Gyroscopic Precession but the most important idea to get across is that the force is applied at the top but it actually acts on the front of the wheel

(or the boomerang). If you slowly spin a boomerang in the air, remind them of the force pushing at the TOP created by the lift (like the ferris wheel) but show them that the force acts at the FRONT by gently turning the boomerang as you spin it and people will get the idea. Bob Kleiman shows this reaction with a gyroscope. Michael Girvin uses a spinning top. Paul Sprague puts a student on a swiveling stool, then places a spinning bicycle wheel in his/her hands. When the student tries to tilt the wheel to the side, they begin to spin on the stool.

**"Why are there so many different shapes and sizes?"** - I find it easiest to answer this question by simultaneously explaining the basic competitive events. As I go through a pile of competition boomerangs, I explain the event which uses each one. I mention the records for fast catch, juggling and MTA. If you are going to have sufficient time on the field, you should save this for the live demonstration. People will enjoy seeing you try to perform each event rather than just listening. In a class room, use some video tape if you have it. The ESPN piece on the 1992 Nationals shows a variety of boomerangs, and events. (You may want to brush up on the rule book to prepare for this portion of the presentation!)

More information about boomerangs - There is a difference between a left and right handed boomerang. By this time some of the people may be able to tell you why. There are 2, 3, 4, even 6 bladed boomerangs. There are boomerangs made of plastic, cardboard, styrofoam, aluminum, paxolin, and fiberglass/Epoxy. If there are wood workers in the audience they might be interested in hearing about plywood, lap joint, steam bent, natural elbow, and cross stick boomerangs. Bud Pell shows many of his art boomerangs. The more actual examples you show the better.

**"How are boomerangs made?"** - If you have the facilities, you can help people actually make operational boomerangs. (See Michael Girvin's article on how to teach workshops.) If not, you can at least give them a good look at the process, by bringing samples of a given shape in various stages of completion; a boomerang traced on a piece of plywood, a blank, a blank with airfoils, an operational but unfinished boomerang, and a finished boomerang. Ted Bailey has samples of MTA's at each step of his thorough process.

**"Is there a Club or something for boomerangs?"** - This is when you can talk about the USA. Our most important asset is Many Happy Returns. Have a few copies (write the editor), and show interesting pictures and articles. Then you can list the other member services which are listed inside the back cover of this issue, and you can explain all of the great stuff they could buy from the store. Remind them that the competitions require USA membership.

**"How do you throw a boomerang?"** - In a class room setting, I have everyone hold the boomerang with the pinch grip, and show that the normal throwing motion is used. I emphasize that it is not a flying disc throw, and it is not a side arm throw. If you have space and time, you can teach each person to throw. Refer to Dean Kelly's article on teaching. Bud Pell recites an original poem.

**The Lesson**

I threw it out, it went up high.  
It came back down right at my eye.  
I dove to the ground with some alarm,  
Never again will I throw it side arm!

**"Show me how these things work."** - As you take to the field to demonstrate, you can start simply with two handed catches of a 20 to 30 meter boomerang.


Then build the excitement by doing trick catches, then show how fast a Fast Catch can go, then how far the aussie rangers go, then how long an MTA can stay up, then finish with doubling, and/or juggling. If you demonstrate accuracy, be sure to have something on the field which shows how accurate you are. Stewart Jones, cuts tennis balls in half and places them in a small circle on the field. If you have a throw stick, you can dramatically demonstrate the difference between it and a boomerang. If you have more than one thrower to demonstrate, head to head fast catch and MTA are exciting to watch. Four or Five MTA's launched simultaneously is an exciting sight. Barnaby Ruhe generates some "helter-skelter" excitement by having several throwers throw trick catch simultaneously in the old "suicide" format. If you are not working alone, it is helpful to the audience if one person explains what is going on and answers questions while others do the actual throwing. If you are working alone, you can have an energetic young volunteer chase down your MTA. This will allow you to stay in touch with your audience. As you describe tournaments, people may ask about the number and location of them. You should know a rough count and be able to name some locations. If you will be having one near by, know the date and location.

**"Where can I get one?"** - If you've done a good job, people will be asking this question. You should reference any local stores by giving name, address, and simple directions. Provide copies of MHR, which lists every USBA member manufacturer or catalogs from your other favorite manufacturer. The best possible answer though is, "You can buy one right here, right now." If you make and sell boomerangs, be sure you have some with you to sell. If you do not, you can buy some low cost models ahead of time and sell them at cost or modest profit. If you have boomerangs for sale, let people learn with them. People really like to buy the one they know they can make work. If you sell boomerangs be sure to include printed instructions so they can throw successfully when your expert coaching is not available.

Other Questions - You will probably also be asked, how did you get started? Do you win tournaments? Are you a professional? You might want to think about these answers. Bud Pell says that even the people who are bored with the informative parts, perk up to listen to personal stories.

**Making the boomerang encounter last** - For many people, the presentations as described above are a one time encounter. You can do some things to keep the interest alive. Provide some written information, such as the catalogs mentioned above, the USA promotional sheet (printed on page 19), patterns for cardboard cross sticks, and a schedule of upcoming events in the local area. If you're hosting an event, you could get names and addresses to send notices as the date approaches, since these are the people that will make great boomerang event spectators and participants. Good luck and have fun. Remember, nobody in your area is more qualified than YOU to make a presentation about boomerangs!

**Left Turn Boomerangs**



Recreational and competition models from \$8 to \$18. Made from 10 ply, 5 mm birch. Stained (not painted) to preserve natural wood grain. FREE CATALOG.

Norm Kern, 1640 Haynes  
Birmingham, MI 48009



# COMPETITION AND CLUB NEWS

## COMPETITION CALENDAR 1995

- April 29, 30 (raindate): Swainsboro, GA: Spring Fling:** USBA rated. Contact John Derden at (912) 237-7831 (Day) or (912) 237-4014 (Night)
- May 13, 14, 20, 21 (Tentative): San Francisco Bay Area, CA: Bay Area Team Series:** Teams from anywhere are welcome for this two weekend event being staged in Oakland, Pacifica, and Mountain View, CA. Contact Michael Girvin at (510) 658-2469 for details.
- May 20: Toss Across America:** Host your own local media event. Contact Betsy Miale-Gix for details at (206) 485-1672.
- May 28: St Louis: Gateway Classic:** USBA rated event. Contact Tom Fitzgerald for details at (314) 839-1604.
- May 29: St Louis: World Boomerang Head to Head Tournament:** WB Head-2-Head rated event. Elimination format. Four events: Trick Catch / Doubling, Fast Catch, Aussie Round and MTA. \$20 fee: prizes. Contact Gregg Snouffer at (614) 363-4414.
- June 24: Amhurst, MA: The Amhurst Open:** USBA rated, contact Larry Ruhf at (413) 323-4340.
- June 24: Canton, OH: Canton Boom Bash:** USBA rated. Contact Gary Broadbent (216) 492-RANG. (June 25: raindate).
- June 25: (Tentative) North Ridgeville, OH: John Gorski's Classic:** USBA rated event. Contact John Gorski at (216) 671-2305 (eve)
- July 1: Ft Wayne, IN: THUBA Tournament:** USBA rated event. Contact Sean Marquardt for details at (219) 486-0503.
- July 2: Emmaus, PA: Barnaby's Boom Blowout:** USBA rated event, includes juggling. 4-10pm (under lights), sleep at farm. Contact Barnaby Ruhe at (610) 967-3683.
- July 2: Jackson or Westland, MI:** USBA rated event. Contact (313) 421-5341.
- July 16: Salem, OR: Eighth Western Oregon Boomerang Roundup:** USBA rated. Contact Dean Kelly at (503) 581-8050.
- July 22: Kimball Union, VT:** USBA rated event. Contact John Flynn for details at (802) 296-2158.
- July 22: Champaign, IL:** USBA rated event. Contact Tony Brazelton at (217) 367-8103.
- July 24-28: Oakland, CA: Oakland Parks and Rec Boomerang Day Camp:** contact Michael Girvin at (510) 658-2469.
- July 29: Seattle, WA: Betsy's Boom Blast (and Wil's):** USBA rated, contact Betsy or Wil Gix at (206) 485-1672.
- Aug 5: NEW DATE! Delaware, OH: Free Throwers Fling:** USBA rated event. Contact Chet Snouffer (614) 363-8332.
- Aug 6: NEW DATE! Delaware, OH: World Boomerang Head-2-Head Tournament:** WB Head-2-Head rated event. \$20 fee: prizes. Contact Gregg Snouffer at (614) 363-4414.
- Aug 12: Loudonville, OH: Mohican Wilderness Free Throw:** exhibition and boom bash. Contact Chet Snouffer for details at (614) 363-8332.
- Aug 19, 20, 21: Minneapolis, MN: U.S. Open and Nationals:** contact Stewart Jones at 612-228-1393.
- Sept 17: Portland, OR: Summer's Final Fling.** USBA -rated, contact Doug DuFresne at (503) 292-4316.
- Sept 17: Livonia, MI: 7th Annual Michigan Novice Team Tournament:** Non-rated, All abilities teamed up using Super Novice rules. Contact Norm Kern at (810) 645-9308 for details.
- Oct 7: Phoenix, AZ: Third Phoenix Open:** USBA rated event. Contact Mark Weary (602) 759-3973.
- Oct 8: Phoenix, AZ: World Boomerang Head-2-Head Tournament:** WB H-2-H rated event. (see Aug 7, above) Limited to first 16 throwers to register. \$20 entry fee. Contact Gregg Snouffer (614) 363-4414.

**Tournament Directors: Get your dates in NOW to avoid conflicts! Call Chet Snouffer at (614) 363-8332**

## World Boomerang Championships Update

### CHRISTCHURCH, NEW ZEALAND-

The United States Boomerang Association has accepted an invitation to send a six-man U.S. team to the 1996 World Boomerang Championships, to be held from March 24th through 31st in Christchurch..

Sixteen teams will compete, including international men's and women's teams and one or more master's teams made up of throwers who must be 40 or before March 24, 1996.

The men's international team is limited to two throwers per country and is open only to throwers from countries without competing teams. In addition, two countries may form one team, such as a Belgium/Holland team.

Throwers interested in competing on the Master's team MUST contact the event coordinator at the address below by May 1, 1995.

Those USBA members who wish to compete in the 1996 World Individual Championships are encouraged to register, whether or not they are members of the U.S. six-man team. Cut off for non-team member registration is December 31, 1995.

Events to be contested have not yet been finalized. For the Individual Championships, they will probably include Aussie Round, Accuracy, MTA, Fast Catch, Trick Catch and Endurance. The Team Competition will probably include Team Super Catch, Team Relay, and some form of Aussie Round, Trick Catch (including doubling), Fast Catch/Endurance, MTA, and Accuracy.

The event will be held on Christchurch's largest recreation grounds, Hagley Park, covering an area of 552 acres in the centre of the city. The field is a two-minute walk from the accommodations and boasts space for eight 20-meter circles and two 50-meter circles. From the YMCA, another three-minute walk in the other direction takes you to the center of town, with shops, restaurants and bars.

Event coordinator, Earl Tutty invites all to come enjoy the 1996 World Championships. To register for the Individual Championships, or apply to the Master's or International Women's Teams, contact Earl Tutty, at 17 Truscotts Road, Heathcote Valley, Christchurch 2, New Zealand. Phone or Fax 64 3 3845 405.

## U.S. Open and Nationals Site Finalized

**MINNEAPOLIS** - The 1995 U.S. Open and National Championships will be held August 19, 20 and 21 at the Fort Snelling Polo Grounds in Minneapolis, Minnesota.

Veteran thrower Stuart Jones will host the comps and says the site is close to the airport, accommodations and the world's largest shopping mall.

The two-day U.S. Open is open to any U.S.B.A. member, while the Nationals will include the top 12 nationally rated throwers as of July 31, 1995, according to Competition Update Magazine. It will also include any top 12 finishers from the U.S. Open who are NOT among the top 12 nationally rated throwers, so there's no reason NOT to come, since everyone has a chance to WIN IT ALL!

Details and registration form will appear in the Summer issue of MHR. Or for more details contact Stuart Jones at Circle Stix, 195 E 5th St., #605, St Paul MN 55101, or call or fax 612-228-1393

# 10th Bay-Area New Year's Team Bash Held

**OAKLAND, CA.-** It was the first event for the newly formed Bay Area Boomerang Club, but the 10th time local throwers had gathered at Billy Martin Field to celebrate the New Year.

This is the tournament they all wait for, the BIG one. The weather broke and the sun shone down, as two teams formed, "Team Beau Cul de Fromage" and "Team Gel Ice Cream." A third team, "Team Gel Lost Souls," featuring Moleman, Pay Rose, Jake Diston and Casey Larrance failed to materialize, as its members were elsewhere. Six team events were contested: Hackuracy, Outback, Super Catch, Round Rang Relay, Hackey Catch and Position.

This year's two-team format replaced the usual 4-team system and produced some unique highlights and subtle advantages. Throwers did not have as long to wait for their turn, and the tournament moved quickly. Beginners had more team mates to turn to for advice. The polarized rivalry of two teams squaring off resembled the spirit of more mainstream sports, like a baseball or football game.

The highlight was Team Hackey Catch, which featured one team member throwing, and then the rest of the team members following the boom's flight,

gathering to bounce and hackey the descending boom as many times as possible amongst themselves before taking the catch. The bent-necked, skyward gazing group of players resembled a rugby scrum among a gaggle of geese.

The line of throwers in Round Rang Relay gave the field the look of any U.S. Post office lobby at lunch time three days before Christmas, except everyone was happy, cheering on their teammates.

Team Supercatch used the entire field, with eight fast catchers and one MTA thrower. The resulting scores were huge. Fortunately no MTA's were dropped. (Imagine letting down eight fast catchers with one MTA drop!)

By GLORP time, each of the throwers was ready to break out of the team format and freestyle for a while. There were many spectacular combinations and tricky catches performed, but eight-year-old Robert Casavan and beginner George Rehmet stoked the crowd the most, pulling off catches each thought impossible.

Nearly 200 awards and prizes were handed out to the contestants. It was an excellent inaugural for the Bay Area Club.

## Alternative Events Hone Skills...

### But Who Pays The Doctor's Bills?

Gunter Moeller or Dormagen Germany wrote to explain his alternative boomerang event, "The Tapir Terror Round," better known as "Death by Boom Suicide," and, also, as a speed combination of Accuracy, Trick Catch and Fast Catch.

Gunter, who is renowned for his off-the-wall tournaments, introduced the Tapir Round to competition in 1993 and set off a rash of combination-type events, including Speed Trick Catch, which has become a popular game here in the U.S.

As Gunter points out, these events are "Not only good fun to play and easy to follow by spectators, but it gives boomerang throwing a new dimension: to do what you can do quicker than usual!"

In Tapir Terror Round, the thrower is timed to see how long it takes to get: thirty points in accuracy, the first 6 trick catches in order (or 5 accuracy points if dropped) and five fast catches. The clock starts when the first accuracy throw is made and stops when the final fast catch is caught. The lowest combined time for the entire round wins.

## Tapir Round World Record

105.81 sec by Wolfgang "Fridolin" Frost from Bad Schwartau, Germany at the Tapir-Cup 1993.

## The 20 Best MTA100 Scores In The World (In Competition) of All Time

1min, 24.67 sec.	Fridolin Frost	Germany '89
1min, 11.15 sec	Paul David	USA '91
1min 07.00 sec	Udo Weining	Germany '89
1min 04.50 sec	John Gibney	Australia '91
1min 03.18 sec	Paul Gajski	Germany '93
59.92 sec	Frido Frost	Germany
59.27 sec	Rob Broll	Australia '94
58.54 sec	John Gorski	USA '94
57.53 sec	Stephane Cautain	France'90
56.03 sec	Gunter Wandtke	Austria '94
55.70 sec	Jim Youngblood	USA '91
55.27 sec	Pico Pigirard	France '89
54.56 sec	Didier Bonin	France '93
54.09 sec	Gary LaMothe	USA '89
51.40 sec	Wil Gix	USA '92
51.28 sec	Steve Kavanaugh	USA '92
50.67 sec	John Derden	USA '88
50.58 sec	Gerrit Lemkau	Germany '94
49.37 sec	Doug DuFresne	USA '87
49.01 sec	John Koehler	USA '88

## MTA Unlimited World Record

2min 59.96 sec Dennis Joyce USA '87

## MTA Feat (Outside Of Competition)

17min 06 sec John Gorski USA '93

source: PROFIL, the newsletter of I'ART Boomerang Club, France

## From the semi-historical "1995 Boomerang Calendar..."

"On New Year's Day, 4672BC, prehistoric Tribe Gel members convene for a fling on Billy Martin Mesa, north of their village. In the ensuing beer bash, 4 boomerangs, 27 articles of clothing and 3 virgins are lost... but a new party game is invented... "Pin the tail on the donkey." As time passes, the game is modified for more general audiences, eventually using just a picture of a donkey."

## Bay Area Boom Camp

**SAN FRANCISCO BAY AREA-** Michael Gel Girvin announces a summer boomerang day camp, held in cooperation with Oakland Parks and Recreation Department, to be held July 24-28.

Michael and thirty-year veteran Peter Gibson will be running the camp, which will include boomerang history and art, how to make and throw, as well as games and contests. For more information, contact Michael at (510) 658-2469.

## Previously Unknown Boom Club Discovered By Scientists!

**COLUMBUS, OH-** The March 29 Columbus Dispatch "Metro" Section featured a full color photograph of Columbus area boomerang maker/thrower/boom club organizer Bob Lackey, along with a write up on "Bob's Club," which, now in its second year, meets on Sundays at a downtown field to enjoy "the sport and camaraderie" of throwing. Sound familiar?

Other similarities between Lackey and USBA boomerang enthusiasts, such as boom shapes and construction techniques, prove that this rare breed of addiction among people evolves along similar paths, even though geographic separation may exist (although we can't really say that geographic separation exists here.)

What this exemplifies is the fact that many of us may be surrounded by boom enthusiasts (commonly called Boomerang Idiots) without even knowing it. Your responsibility, should you ever encounter one of these creatures, is to get them involved in the USBA so that Gary can see if they have any shapes he might want to copy for his own personal use!

Many Happy Returns!

# Even His Plywood Is From Scratch!

By Nicholas Fullagar

**SAN CARLOS, CA-** Off and on, I've been enjoying the sport of throwing boomerangs for about six years now. Lately, some of my first boomerangs have begun to show wear and tear, and I've even managed to break one of my coveted 12-plys when it smashed into a fence post. As many of you know, finding retail stores that carry your favorite boomerangs is not an easy task. Recently, I mentioned that I threw boomerangs to a friend of mine, David Gandy. He recalled reading a technique for making your own boomerangs by cutting the shape out of many pieces of veneer and then laminating these together (David mentioned reading this from one of the Klutz books, which he no longer had.) I remained skeptical, but he persuaded me to take us down to Home Depot to have a look around, if not just to get an idea of what the investment would be.

We couldn't find much at Home Depot. The thinnest wood they had still required power tools to cut, which was out of our league. So from Home Depot we tried our local hobby store, which carried a lot of supplies used to make remote controlled gliders. Here they had 3-layer birch plywood that measured a mere 1/64 of an inch thick. It is so thin it feels very much like heavy paper. They also had 1/32 inch thick birch. For glue the shop proprietor recommended a slow setting epoxy called "Hobby-Poxy." It remains workable for 45 minutes, so you don't have to rush through your job. Once cured, though, he assured us it is nearly indestructible. So we got a few sheets of both types of wood, some of the glue, a few cutting razors, and headed home to make our boomerang.

The first boomerang we made used four layers of the 1/32 3-ply birch, for a total of 12 plies. We used a lot of glue, so it came out quite heavy. But very, very strong. This was a new process for us, so each additional boomerang we made gave us a chance to refine our techniques. The next day I went back to the hardware store to look for more supplies. First, we needed something to press the laminations together so our next boomerang wouldn't come out as heavy. I found just what I needed: a couple of clear sheets of plexi-glass. By covering them in seran-wrap, we could press our boomerangs between the plexi-glass as the glue set by stacking heavy objects (I used my tool chest) on

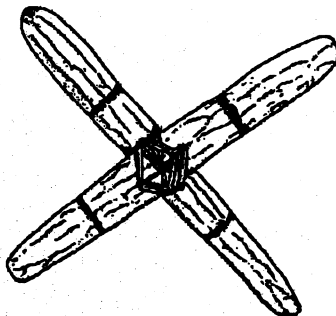
top of them. The plexi-glass lets you make sure the plies aren't sliding as the glue sets, and the seran-wrap prevents your boomerang from being permanently affixed to the plexi-glass. Also, we found that a carpenter's razor made an excellent epoxy applicator -- we could layer the glue onto the plywood very thinly and evenly this way. We found it best to apply the glue to both surfaces before pressing them together.

Our next boomerang used the 1/64 birch. This wood is so amazingly thin you can draw your patterns with a pencil and cut them out with scissors. We quickly learned to cut our patterns as closely as possible -- sanding off the excess wood by hand can get a little tedious once the laminating is completed. For sanding we started with 60 grit to do the shaping and airfoils, then moved up to 200 grit and finally 320/400 grit to get the wood really smooth. With the 1/64 birch we made 18, 24, and 30 ply boomerangs. Even though all these plies seem ridiculous, there is an advantage: for usually shaped boomerangs, you can choose more than two directions for the wood grain to follow, strengthening the entire shape of the boomerang more uniformly. Just be sure to use the same number of layers for each direction, or there's a chance your boomerang may slowly warp. Here's a list summarizing the parts we used:

- 4 ft by 2 ft by 1/64 inch aircraft grade 3 ply birch (good for 18, 24, and 30 ply booms)
- 4 ft by 2 ft by 1/32 inch aircraft grade 3 ply birch (good for 12 and 15 ply booms)
- 2 sheets of clear plexi-glass measuring 14 inches x 14 inches
- some seran wrap
- HobbyPoxy Formula 2 (HobbyPoxy Products, 36 Pine St., Rockaway, NJ 07866)
- a carpenter's razor
- 60, 200, 320, 400 assorted grit sandpaper
- some sharp scissors you don't mind quickly going dull

As I mentioned above, I was skeptical on the process of laminating our own wood; now I'm a total addict and have successfully made four boomerangs this way. We began this process making backups of some of our favorite boomerangs. Now I feel we've perfected the process, and will begin experimenting with shapes and designs of our own. The only downside of our process is expense: the supplies (mainly the wood, the sheet of 1/64 cost us \$35 bucks and produced 3 boomerangs), and the time it takes to make boomerangs this way will come out about even with what a good 12-ply boomerang costs in a retail store. However, its easy and fun, and doesn't require any power tools, giving everyone, even children, a good opportunity to get into woodworking their own boom.

On a closing note: depending on how much glue and how many plies you choose, these boomerangs might come out a little heavier than normal. As always, be careful when test throwing, and make sure you have at least 100+ meters of flat land in all directions clear of trees, cars, and especially people! We live near Foster City, in the bay area, where there are some great, uninhabited mud flats that dry out during the summer. Good luck!



## BUILDER'S SQUARE

### New German Fiberglass Fad

According to reliable sources, top German competitors/builders have switched over to fiberglass from phenolic for doublers, trick catch, accuracy and Australian Round, due to the fact that fiberglass is more durable and better quality. In addition, it has no toxic materials in the dried resin, although you must still be careful with the dust (because its glass!) They are getting it in sheets like phenolic, in thicknesses of 1.5, 2 and 3 mm. The most popular size is 2mm and the performance is impressive. What's really different is the tendency towards three bladed Aussie Round 'rangs that get 50 meters in wind. There are many prototypes for four-bladed 50 meter rangs! So, try to keep up with the Jones'... er, the German's.

### Centerfold Boom Plans

Look in this issue's centerfold (pg 10 and 11) and you'll see more than just some sexy boom designs.

There is a planform for Ray Fauquet's PHOEBE model, which is an excellent beginner shape. Ray uses light weight 1/4 inch plywood and gets 25 yards range with his own 1.9 oz model. (He sent the editor a left hander to use while his right arm was in a cast!)

Also Tibor Horvath of Switzerland sent in the AWAZE (which means "always") which he designed in July 1992. He uses 5mm birch. Without weights, its 55 grams and goes 35 meters, or he weights it symmetrically on both arms until the boom weighs about 68 grams. Then it goes 60 meters.

From Chet Snouffer is one of the world record winning Pterodactyl Jugglers, which he makes from 4mm birch. (See article in MHR #61, page 4-5) He adds flaps, while the Japanese have also added weight, in order to increase distance, therefore time between booms. (The evolution continues!)

On page 11 is Ollie Von Kempen's latest aussie round variation. He uses 3mm phenolic (from Gary's garage) and gets 50+ meters unweighted in winds! As it returns, it hits the breaks, instead of the jets and drops easily into your waiting mits!

Finally, there appears the evolution of Eric's "Wishbone design, which shows the latest technology from Europe and the USA for Aussie Round booms that respond to wind with incredible accuracy. These shapes have attracted much attention internationally. You might try them in fiberglass, as the Germans are trying. Happy Building!

All of the designs included in MHR are the sole property of their designers, and are printed with permission. Their reproduction is intended solely for personal use. Reproduction for commercial use is strictly prohibited. Knowledge of such practice may also be reported to the MHR editor, so violators can be removed from the manufacturer's listing.



For the very best quality Finnish Birch Plywood with a 5% USBA discount: mention this ad

**Anderson Int'l Trading**  
 1171 N Tustin Ave.  
 Anaheim, CA 92807  
 (800)-454-6270  
 (714)-666-8183

# BOOMERANG NEWS

Issued 8-10 times a year packed with information on new products, history, events, collecting and overseas activities. Eight issues cost only \$10 in the USA/Canada or \$20 overseas. Send check or MO made out to: Ted Bailey

**Ted E. Bailey**  
**P. O. Box 6076**  
**Ann Arbor, MI 48106**



## THE BOOMERANG MAN

"Giving fast, personal service since 1975!"  
**RICH HARRISON'S ANNUAL CATALOG**

**1995 CATALOG FREE!!!**

1806 North 3rd St., RM → Monroe, LA 71201; (318) 325-8157

### ROUNDTrip BOOMERANGS

Presents the **Roundtrip Ticket** (traditional) and the **Mantis** (freestyle)

Both are excellent beginners boomerangs, made of 5-ply aircraft birch

Send \$15 ppd for either one or get both for \$23 ppd!

Also available, **Roundtrip T-shirts**, in size XL only, just \$10 ppd!

Get a T-shirt and both boomerangs for just \$30 ppd!

for orders or price list send to Roundtrip Boomerangs, 340 Troy Rd., Delaware OH 43015

## The United States Boomerang Association Listings

### Boomerang Construction Material Listing

#### Plywood Manufacturer's Guide

A=Flounder Bay B=Alpha Aviation C=Anderson's Int'l D=Aircraft Spruce & Specialty Co. E=Harbor Sales F=Wicks Aircraft Supply

Thickness	Area	Grade	Wood Species	A	B	C	D	E	F
1/4"	4'X8'	Marine 5 ply	Mahogany	X					
1/4"	4'X8'	Aircraft 5 ply	African Mahogany & Poplar		X		X	X	X
1/4"	4'X8'	Aircraft 5 ply	Baltic Birch & Poplar		X		X	X	X
1/4"	5'X5'	Standard 5 ply	Baltic Birch			X			X
2mm	4'X4'	Aircraft 5 ply	Baltic Birch		X	X			X
2.5 mm	4'X4'	Aircraft 5 ply	Baltic Birch		X	X		X	X
3mm	4'X4'	Aircraft 5 ply	Baltic Birch		X	X	X	X	X
4mm	4'X4'	Aircraft 5 ply	Baltic Birch			X			X
5mm	4'X4'	Aircraft 5 ply	Baltic Birch		X	X	X		X
6mm	4'X4'	Aircraft 7 ply	Baltic Birch		X	X	X		X
4mm	5'X5'	Aircraft 8 lply	Baltic Birch			X			
5mm	5'X5'	Aircraft 10ply	Baltic Birch			X			
6mm	5'X5'	Aircraft 12 ply	Baltic Birch			X			
5mm	4'X8'	Standard 5 ply	Okoume					X	

### Plywood Sources

**Flounder Bay Boat Lumber** - Third and "O" Steets, Anacortes WA 98221, Ph (206) 293-2369

**Allied International** - PO Box 56, Charlestown MA 02129, Ph (800) 343-9074

**Alpha Aviation Supply** - P.O. Box 8641, Greenville TX 75401-8641, Ph (800) 752-0890, (903) 527-3817

**Anderson International Trading** - 1171 N Tustin Ave., Anaheim CA 92807, Ph (800) 454-6270, (714) 666-8183

**Aircraft Spruce \$ Specialty Co.** - P.O. Box 424, Fullerton CA 92632, Ph (800) 824-1930, (714) 870-7551

**B & F Aircraft Supply Co** - 9524 W Gulfstream Rd, Frankfort IL 60423, (815) 469-2473

**Boulter Plywood Corp.** - 24 Broadway W.S., Somerville MA 02145 Ph (617) 666-1340

**Fliteline Products** - Rt 9 Box 437, Lubbock TX 79403, Ph (806) 745-6483

**Harbor Sales Co.** - 1401 Russell St., Baltimore MD 21230, (800) 345-1712, (301) 727-0106

**Industrial Plywood, Inc** - PO Box 1412, Reading PA 19603-3343

**Wicks Aircraft Supply** - 410 Pine St, PO Box 129, Highland IL 62249

**Wag Aero** POBox 181, Lyons WI 53148, Ph (414) 763-9589

**SIG Manufacturing Co.** - 401-7 S Front St., Montezuma IA 50171, (515) 623-5154

**Plywood and Door** - 7701 W 79th St., Bridgeview IL 60455, Ph (708) 594-553

**Sport Vehicle Supply** - 11120 Rockridge Rd., Lakeland FL 33804

### Boomerang Plywood and Hardwood Info Available

Two organizations exist as information sources for manufacturers who need wood products. They maintain listings of wood supplies in the U.S.A.

#### Hardwood Plywood Manufacturer's Association

PO Box 2789  
 1825 Michael Faraday Dr.  
 Reston, VA 22090  
 (703) 435-2900

#### Fine Hardwoods American Walnut Association

5603 W Raymond St., Suite O  
 Indianapolis, IN 46241  
 (317) 244-3311

## **BOOMERANG CLUBS AND ORGANIZATIONS IN THE U.S.A.**

- CA, Berkeley :** Bay Area Boomerang Club - Michael Girvin, 2124 Kittredge St. #61, Berkeley CA 94704, Ph (510)658-2469
- CT, Madison :** The Wandering Nutmeg Boomerang Society - Paul D. Sprague, 782 Boston Post Rd., Madison CT 06443, Ph (203) 245-8211
- CT, Shelton :** Team Gel East - Mole Man, 21 Huntington Ave., Shelton CT 06484, Ph (203) 736-6204
- FL, Merritt Island :** Flite Stix Boom Slingers - Rich Surace, 855 E Crisafulli Rd., Merritt Island FL, Ph (407) 452-3963
- GA, Atlanta :** Atlanta Boomerang Society - Frank Golder, #2 Capirol Sq. (Rm. 370), Atlanta GA 30334
- GA, Swainsboro :** South Georgia Boomerang Club - John Derden, 237 Thigpen Dr., Swainsboro GA 30401, (912) 237-7207
- IL, Urbana :** ILLINI Boomerang Club - Tony Brazelton, 303 N. Goodwin Ave. #308, Urbana IL 61801, Ph (217) 367-8103
- IL, Waterloo :** Competition Update Newsletter: (Bob Leifeld) P.O. Box 242, Waterloo, IL 62298, (618) 282-6854: Monthly update of competition results and USBA ratings statistics. Available throughout competition season for \$10.
- MA, Holliston :** Bay State Boomerang Society - Bob Quinn, 18 Northway St., Holliston MA 01746, Ph (508) 429-6871
- MI, Ann Arbor :** Boomerang News: Newsletter of national and world events. Ted Bailey, PO Box 6076, Ann Arbor MI, Ph (313) 971-2970
- MI, Birmingham :** Boomerangs Etc. - Norm Kern, 1640 Haynes, Birmingham MI 48009, Ph (313) 645-9308
- MI, Lansing :** Mid Michigan Boomslang club- Steve Collins, 4820 Hillcrest, Okemos MI 48864. Ph (517) 349-5234
- MO, Florissant :** St Louis Boomerang Club - Tom Fitzgerald, 1159 Holly River Dr., Florissant MO 63031, Ph (314) 839-1684
- OH, Delaware :** Free Throwers Boomerang Association - Chet Snouffer, 51 Troy Rd., Delaware OH 43015, Ph (614) 363-8332
- OH, Delaware :** U.S. Head to Head Boomerang Tournament Organization - Gregg Snouffer, 340 Troy Rd., Delaware OH 43015, Ph (614) 363-4414
- OH, Euclid :** Cleveland Boomerang School - Dave Boehm, PO Box 17385, Euclid OH 44117, Ph (216) 442-6024
- TX, Houston :** Boomerang Association of Texas - Ken Glover, 6231 Rolling Water, Houston TX 77060, Ph (713) 893-3935
- UT, Sandy :** Wasatch Boomerang Club - Jim Miller, 1393 E Galaxie Dr., Sandy UT 84093, (801) 562-2569
- CLUBS!** Send news of your activities to the USBA for inclusion in MHR. If you'd like to start a club, write to Club Listings, c/o USBA PO Box 182, Delaware OH 43015 or fax (614) 363-4414 for a listing in this column.

## **USBA-Member Boomerang Manufactures**

- Aboriginal Steve's Boomerangs** (Steve Conaway) 121 Oakdale Ln., Fillmore CA 93015 ph (805) 524-2913: FREE info, 14 models for comp and fun, omegas, tri-bladers, hooks...
- Boomerangs By Ted Bailey:** P.O. Box 6076, Ann Arbor MI 48106-8923 Ph (313) 971-2970: Competition B's, MTA's, miniature B's, books, newsletters, collector of Aboriginal artifacts, publisher of Boomerang News.
- The Boomerang Man:** (Rich Harrison) 1806 N 3rd St., Monroe, LA 71201 Ph (318) 325-8157: FREE "one stop, something for everyone" catalog, Fax/mail orders. VISA/MASTERCARD/DISCOVERY accepted. Been doing this 20+ years, would you believe!
- Broadbent Boomerangs:** (Gary Broadbent) 3204 38th St NW, Canton, OH 44718 Ph (216) 492-RANG (7264): FREE pricelist, beginner to comp booms, demos, lesson plans and supplies.
- BVD Rangs (David Hendricks) 1086 E Gordon St., Allentown PA 18103, A wide variety of 'rangs. FREE Price sheet.**
- Circle Stix:** (Stuart Jones) 195 E 5th St., #605, St Paul MN 55101: Special wooden rangs of all types. Call or fax 612-228-1393 for info, demo's and workshops
- Cleveland Boomerang School** (Dave Boehm) P.O. Box 17385, Euclid OH 44117 ph (216)442-6024: variety of Bs, workshops.
- Cryderman, John:** 136 Thames St., Chatham Ontario, CANADA N7L 2Y8 Ph (519) 354-3984: FREE Catalog, Strip laminates of beautiful hardwoods. Also, will purchase B's, Tribal Spears, Clubs, Shields, and related items.
- Gel Boomerangs** (Michael Girvin) 2124 Kittredge St., #61, Berkeley CA 94704 ph (510) 658-2469: FREE color catalog, full spectrum of comp Bs, some phenolics, T Shirts, etc...
- Gemz** (Tony Gembeck) P.O. Box 5241, Portland OR 97208 ph (503) 230-8955: variety of wood Bs and comp clothing.
- Greyford Company Boomerangs** (Thomas Risher) Box 4734, Whittier CA 90607: FREE NEW Catalog! Manufacturer and wholesale purchaser and distributor of wide variety of Bs. Prompt and professional!
- Leading Edge Boomerangs:** (Chet Snouffer), 51 Troy Rd., Delaware OH 43015 Ph or Fax (614) 363-8332: FREE Price list, Comp. and beginner B's. Fast Catch, doublers, ...
- Left Turn Boomerangs:** (Norm Kern) 1640 Haynes, Birmingham MI 48009 Ph (313) 645-9308: 8 models from Beginner to comp Bs.
- Fred Malmberg** 1545 E Market St., York PA 17403 ph(717) 848-4601: seasoned wood worker, rare hardwoods, lap joints,...
- Outback Boomerangs:** (Doug DuFresne) P.O. Box 25577, Portland OR 97225: Beginner to comp Bs, Fast catch, strip Laminates, Dealer inquiries welcome
- Rangsmith** (TW Smith) P.O. Box 11332, Eugene OR 97440 Ph (503) 465-9461: FREE Catalog! full spectrum, + distance, FC and MTAs and art
- Roundtrip Boomerangs:** (Gregg Snouffer / Rick Tilford) 340 Troy Rd., Delaware OH 43015 Ph or Fax (614) 363-4414: FREE price list, indoor/backyard booms and beginner to comp. booms, MTAs, T shirts.
- Ruhf Boomerangs** (Peter Ruhf) 6550 Meeting House Rd., New Hope PA 18938 ph (215) 862-3479: comp and beginner Bs, and **Lefties**
- Dan Russell:** Box 84895, San Diego CA 92138 Ph (619) 296-4243 (4-8PM): wood booms and cylume stix. Write for prices.
- San Francisco Boomerang School** (Bill Tumath) 127 Knollview Way, S.F. CA 94131 ph (415) 550-6746: FREE price listing, large selection of Herb Smith Bs
- Stone Mountain Boomerangs** (Dan Jones) 222 N Main, Statesboro GA 30458 ph (912) 489-3640: Multi-ply Birch and natural elbows
- Turning Point Boomerangs:** (Eric Darnell): 46 Douglas Ln., Norwich VT 05055: FREE catalog, wide variety: beginner to comp. Tri-Flies!
- Windsports :** (Jim Mayfield) 409 North Colorado, Gunnison CO 81230 Ph (303) 641-3539: FREE catalog, all kinds of performance Bs
- Attention Manufacturers:** Any USBA member who manufactures or distributes boomerangs or related items can be listed... even if you're a new or small time manufacturer! For your FREE listing, send a description to: **Manufacturer's Listings, c/o USBA, PO Box 182, Delaware OH 43015** or Phone or Fax to (614) 363-4414.



# FASCINATING FACTS

"Because life isn't all competition!"

## UFO Kidnaps Boomerang!

One day, Belgium thrower Daniel Luycx, threw Hubert Foulon's Maximum Time Aloft 'rang on a field in Europe. After two seconds of flight, the boomerang disappeared from sight in front of a dozen throwers who witnessed the sight. No one present saw it fly nor fall to the ground. An extensive search failed to ever recover the mysterious MTA!

-from the French ART Boomerang Club newsletter PROFIL.

## Weaponry Advances Lead To... The Boomerang!


Most people assume the hunting stick was a

prehistoric weapon made obsolete by technological advancement, what with the advent of gunpowder and the musket and all. People are also generally aware of the use of hunting sticks by the Hopi Indians in the desert southwest. Now, Michigan thrower/student Steve Collins has uncovered evidence that suggests hunting sticks evolved in other parts of North America, as well, and they seem to have evolved in response to firearms!

In a report he researched for American History class, he found that the continuous warfare in North American, beginning in 1540 when Coronado's conquistadors clashed with the Zuni warriors of Haw-



early musket shape



later throwing shape

ikuh and continuing through the U.S. Cavalry's routing of the Sioux at Wounded Knee in 1890, led some tribes to develop musket-shaped sticks, designed, at first, to unnerve the invading enemy by creating the illusion of advanced weaponry, since these weapons were actually in short supply. This development must have found some success, and led to the development of actual aerodynamic hunting sticks for throwing and clubbing. But while it may have psyched out a few whitemen, history seems to show that there's no substitution for the real thing!

advanced weaponry, since these weapons were actually in short supply. This development must have found some success, and led to the development of actual aerodynamic hunting sticks for throwing and clubbing. But while it may have psyched out

a few whitemen, history seems to show that there's no substitution for the real thing!

## USBA INFORMATION

The USBA is a non-profit organization whose goal is to promote the art, craft, sport and poetry of boomeranging through events, competitions, and information distributed through the quarterly newsletter, *Many Happy Returns*. Your input is welcome and you can contact the USBA by writing to:

**U.S. Boomerang Association**  
P.O. Box 182  
Delaware, OH 43015

Please write if you have comments on newsletter content, articles, photos or cartoons or designs for inclusion. Editorial content is also encouraged, but the editor reserves the right to edit and inclusion is not guaranteed.

### USBA BOARD OF DIRECTORS

**President**  
Chet Snouffer (614) 363-8332  
**Vice-President**  
Mark Weary (602)759-3973  
**Treasurer**  
Gerry Gix (503) 672-8117  
**Secretary**  
Gregg Snouffer: (614)-363-4414  
**Directors**  
Bob Leifeld (618) 282-6854  
Mike Dickson (216) 499-9848  
Sean Marquardt (219) 486-0503  
Betsy Miale-Gix (206) 485-1672

### Newsletter Submittals?

All newsletter submittals should be directed to the editor: Gregg Snouffer at USBA headquarters or by  
fax or phone (614) 363-4414

### Missing an issue of MHR?

contact Gregg Snouffer at USBA

## USBA MEMBERSHIP INFORMATION

All membership dues should be paid by check or money order in \$USD\$. Make checks payable to: USBA.

**Domestic and Canadian annual membership dues are \$15 per year. A domestic lifetime membership is \$225. Annual overseas dues are \$20. A lifetime overseas membership is \$250.**

Check your newsletter label for expiration issue. Membership status questions should be directed to **Gregg Snouffer**

## Many Happy Returns

Circulation: 400 Worldwide.

Published by the:

**U. S. Boomerang Association**  
P.O. Box 182  
Delaware, OH 43015

### Mechanical Measurements:

Image area: 9.5" deep by 7.5" wide; 3 columns to a page;  
width of a single column: 2.25"

### Advertising Rates:

Full Page	\$100
2 Columns	\$ 75
1/2 Page	\$ 60
1 Column	\$ 50
Per Column inch	\$ 5

10% discount for 4 consecutive issues. All advertisements must be pre-paid in USD by check or M. O. to USBA. Camera-ready copy preferred. The editor reserves the right to refuse any advertisement or cancel a contract without reason. The deadline for all advertisements is March 1, June 1, September 1 and December 1 for the Spring, Summer, Fall and Winter issues respectively. All advertisements should be mailed to USBA.

## New Member Application

Copy this page and carry extra copies of this sheet in your boomerang bag to hand out to potential new members.

name

address

address

city/state/zip or country

phone number (optional)

New Member or Renewal?

USBA member sponsor's name

New members and renewals: Send the completed coupon (or copy) and check or M. O. to:

**USBA membership**  
P. O. Box 182  
Delaware, OH 43015



## PRINTED MATTER

**UNITED STATES BOOMERANG ASSOCIATION**  
**P.O. Box 182**  
**Delaware, Ohio 43015**  
**U.S.A.**