

Many Happy Returns

Issue 88 - Fall 2003

year, there will be just as much or more going on off the grassy bull's-eyes as on. There really is something for everyone.

Why Houston? The number one goal of the National Boomerang Expo, as I see it, is to promote the awareness of our great sport and hobby by exposing people to boomerangs for the first time. One key way to accomplish this goal is to hold the Expo in a new location every year. Nearly two years ago, Dave Hughes and Gregg Snouffer spearheaded the effort to bring the Expo to Texas. I took the reigns in October of 2002 and soon a committee of dedicated volunteers took shape planning and developing the Expo. We all think this year's Expo will be the biggest and best in the history of national boomerang events. That's a strong statement, and we have every reason to think it's true. But don't take our word for it. Come and judge for yourself.

How do I register? You can register online at www.usba.org/expo, mail in the form below, or register onsite when you get to Houston. If you register online or by mail before October 1, you save \$10. We want to encourage people to register early, because we need capital to fi-

(Continued on page 6)



2003 OCT 16-20
GEORGE BUSH PARK
HOUSTON, TEXAS

NATIONAL BOOMERANG EXPO

BOOMERANGS ARE COMING BACK . . . TO HOUSTON!

INSIDE THIS ISSUE:

<i>Election Results</i>	2
<i>US Rankings</i>	3
<i>Presidential Boomerang</i>	4
<i>Boomerang Clubs</i>	5
<i>Boomerang Mfgs</i>	8
<i>Burwell Boomerangs</i>	10
<i>GEL Day at WBC</i>	13
<i>Boomerang Pattern</i>	14
<i>Fly-Away MTA</i>	17
<i>Boomerang Flight Char</i>	18
<i>Kian</i>	20
<i>Challenge Cup III</i>	22

This October 16-20 the United States Boomerang Association will host the 2003 National Boomerang Expo at George Bush Park in Houston, Texas. The Expo is a jam-packed weekend of competitions, exhibitions, demos, and fun activities open to the public. The goal of the Expo is to increase awareness of boomerangs as something **fun for kids of all ages** by bringing a world-class boomerang tournament and festival to a different part of the

country every year. This year we are very pleased to bring the National Boomerang Expo to Houston, Texas!

I would like to invite you to the 2003 National Boomerang Expo. I believe this will be an unprecedented event in many ways. A quick glance at our jam-packed schedule should give you a clue why. Never before has there been more off-field, non-competition activities at a national boomerang event. This

A LETTER FROM THE PRESIDENT



I can remember as a USBA member I used to say things like, "I wish the USBA would do this ..." or I'd say, "The USBA doesn't seem to do very much." And I was right. I wasn't doing anything for the USBA so not much was being done. I believed that the USBA was some huge organization that had a paid staff to go out and make things happen. I was wrong! The membership of the USBA is the staff, whatever the membership does, the USBA does.

THE USBA IS A VOLUNTEER ORGANIZATION THAT ONLY DOES WHAT THE MEMBERSHIP DOES. IF YOU WANT THE USBA TO DO SOMETHING, MAKE IT HAPPEN.

Last year at the USBA Boomerang Expo Gregg Snouffer, the USBA President, stood up and talked about the state of the USBA. Basically, he said that if the membership did not get more involved in the USBA, the USBA would not last many more years. Gregg proposed that the USBA organize around committees that would be mostly run by the membership. It almost sounded like Gregg was proposing that the USBA be dissolved. As you can guess this raised some enthusiastic questions! This was also the first time that it dawned on me that the USBA was only what the membership made of it. Gregg had to beat me over the head with it, but I finally got the message. **THE USBA IS A VOLUNTEER ORGANIZATION THAT ONLY DOES WHAT THE MEMBERSHIP DOES. IF YOU WANT THE USBA TO DO SOMETHING, MAKE IT HAPPEN.** That's how the USBA works!

I'm sure some of you are now wondering, "What is the board's job?" That is an

excellent question. Here's a preview of what the board will be working on this year.

- 1) Keep basic operation of the USBA (Job 0) going and make it smooth
 - MHR
 - acknowledging memberships
 - update the Membership Database
 - insurance
 - Toss Across America
 - feed and water the USBA web site
 - 2004 Expo
- 2) Explore ways of raising money to keep the USBA solvent (grants, sponsorships, auctions, ...)
- 3) Get USBA and BUSA joined and the rules aligned (BUSA, USBA, and WBC rules)
- 4) Pull LD into the rule-book.
- 5) Invent crafters competitions – if the membership drives this, some feedback so far has been to get the Expo craftsmanship and challenge cup events with better defined rules as Dave Hendricks is doing now.

Here's the minimum of

what you should expect from the board this year:

- 1) 4 MHRs
- 2) Insurance for events
- 3) USBA Boomerang Expo
- 4) Acknowledgment when you pay your dues.
- 5) Better Tournament Director packets
- 6) Toss Across America Packets

If your pet project is not on this list, stand up and volunteer to make it happen. The board will NOT get in your way and will applaud your efforts.

My final message is throw, build, catch, study, and collect boomerangs, but when you've got a spare moment, get involved in the USBA. Join the USBA_info Yahoo group and complain, question, brainstorm ideas, and solve problems with other USBA members. Volunteer to do the work in a committee. Submit an article for MHR. Start a weekly throwing session. Have fun!

See you on the field!
Clay Dawson

The results of the election for the 2003-2004 USBA Board of Directors are official. There was one candidate for each office and, in all cases, that candidate won.

37 TOTAL BALLOTS

2 ILLEGAL BALLOTS
(no return address or name)
[if counted, EVERY person would get two more votes.]

35 LEGAL BALLOTS

Nominee ABSTAIN TOTAL

PRESIDENT
Clay II 33

VICE-PRESIDENT
Tony III 32

TREASURER
Betsylew II 33

SECRETARY
Andy II 33

AT-LARGE DIRECTORS

Stevie II 33
Dave I 34
Billy III 32
Stuart III 31
Mark IIIII 29

=====
Congratulations to the newly-elected BOD. Be well, do good work, and keep in touch.

Tony "VP" Brazelton

National Boomerang Rankings taken from the BoomerangUSA Website - September 13, 2003

1	Leifeld, Chicago Bob	26	Flynn, Bart	51	Foster, Chris
2	Gix, Will	27	Ruhe, Barnaby	52	Smucker, Laura
3	Bower, Daniel	28	Darnell, Eric	53	Carter, Thomas
4	Kavanaugh, Steve	29	Jones, Stuart	54T	Herlan, Will
5	Flynn, John	30	Kelly, Dean	54T	Parkins, Stephanie
6	Frazier, Spike	31T	Loveless, Sean	54T	Derden, John
7	Brazelton, Billy	31T	Malick, Scott	57	Ruhf, Larry
8	Miale-Gix, Betsylew	33	Maultsby, Tim	58	Sourd, Etienne
9	Larrance, Casey	34	Gustafson, Paul	59	Payne, Melissa
10	Kury, Matt	35T	Mohr, Delaney	60	Aspinall, Ryan
11	Smucker, Jason	35T	Stickney, Pearce	61	Johansson, Kris
12	Joyce, Dennis	37	Jordan, Jim	62	Schramm, RevJim
13T	Bower, Richard	38	Legg, Mark	63T	Swanson, Charles
13T	Koehler, John	39	Cook, Cookie	63T	Biernbaum, Brett
15	Weary, Mark	40	Wachspress, Bill	65	Foster, Brian
16	Monroe, Don	41	Forrester, Mike	66	Sprague, Paul
17	Golenor, Matt	42	Leggette, Kelly	67	Parkins, Carly
18	Brazelton, Tony	43	Lentz, Suzanne Ragan	68	Diehl, Josh
19	Ruhf, Adam	44	Loveless, Cody	69	Rickman, Modo
20	DuFresne, Doug	45	Nolen, Will	70	Spider Dan
21	Lawrence, Wilson	46	Snouffer, Gregg	71	Louie, Rich
22	Davis, Kendall	47	Marguerite, Stephane	72T	McMillan, Scott
23	Frazier, Ditch	48	Foresi, Bob	72T	Foster, Dr.
24	Stickney, James	49	Ruhf, Peter		
25	Arrington, Jeff	50	Flynn, George		

Seattle Open - Stevie Kavanaugh

Great sunshine. shifty winds. Gel was there as Judge and Scoring Guru. Billy B. has an unfortunate new orifice in his left thigh, not due to boomerangs or GLORP, but thanks to the brake handle on his bike. Billy made it through all events, even dominating with a ripping under the leg eagle catch in GLORP.

Order of events was MTA, FC, END, ACC, TC, AR. Daniel Bower was the GLORP victor dispatching a strong field which included Don Monroe of Tucson, AZ. I recall Will Gix hitting a 70 in Aussie Round for 1st place. There was a 34 inaccuracy, yet nobody else was less inaccurate. And the 3 best MTA flights, with catches, added up to 109 or so. There were 13 sport competitors, plus we had some new throwers from the Tacoma area, Rich, David, and Dane as novice throwers and spectators. Overall winner had 14 placing points over the 6 events, but I took 2nd to Daniel in GLORP.

Name	Aussie Round	Accuracy	Fast Catch	Trick Catch/Doubling	TC only	MTA	MTA High	Endurance	Overall
Steve Kavanaugh	60	19	21.36	98	50	109.79	51.24	55	1
Daniel Bower	60	32	24.23	90	50	99.13	43.15	36	2
Richard Bower	46	31	24.74	61	27	85.49	34.13	45	3
Doug Dufresne	33	27	23.44	48	27	75.92	32.17	50	4
Don Monroe	22	34	23.18	42	27	90.74	40.22	24	5
Betsylew Miale-Gix	51	17	25.39	33	23	91.35	40.75	41	6
Will Gix	70	28	31.02	41	18	87.9	61.58	25	7
Billy Brazelton	55	14	27.57	77	42	13.37	13.37	36	8
James Stickney	39	26	46.81	63	26	55.09	31.92	20	9
Dean Kelly	26	31	41.27	12	2	29.43	16.71	36	10
Suzanne Ragan Lentz	6	17	67.16	5	2	31.09	10.77	28	11
Will Herlan	34	15	3C	13	13	47.05	16.79	19	1
Pearce Stickney	44	9	40.42	0	0	55.04	24.15	14	2
Novice									
Rich Louie	DNP	6	2C	0	0	34.34	13.23	4	1

PRESIDENTIAL BOOMERANG FOR JIMMY CARTER

Former President Jimmy Carter and his wife, Rosalynn, visited the East Georgia College campus in Swainsboro, Georgia, on February 18, 2003. Sponsored by the college's Vision Series, the event was held in the newly dedicated Classroom/Activity Center and featured the Carter's discussing their current pursuits, followed by a question and answer session. More than 1500 were in attendance.

At a luncheon following the event, well known boomerang artist and East Georgia College Professor of Art, Neil Kalmanson, presented President Carter with a specially commissioned commemorative boomerang. Beautifully constructed in a classic traditional shape out of Finnish birch with laser etchings

of the college name and seal on its arm), , and a view of the Classroom/Activity Center (on its elbow, along with the Carter's names and the date of the event), the boomerang spanned 17 inches and was contained in a felt lined mahogany presentation box (also constructed by Professor Kalmanson). In addition to the presidential boomerang, Kalmanson made a similar model for the college featuring digital images.


Interestingly enough, when Mr. Kalmanson handed the gift to him, the former president whispered, "I throw boomerangs, too!" President Carter thus joins the late New Deal politician Henry Wallace as a member of an exclusive club of prominent American politicians who have succumbed to the beauty and mystery of the boomerang and have had "many happy returns."

Longtime boomerang aficionados will know Kalmanson as the maker of a legendary series of "Kalmanson Reversibles" in the 1980's, as a host along with John Derden of ten years of USBA tournaments held on the campus of East Georgia College, as a winner of aesthetic awards at several USBA Nationals, as well as a series of artistic boomerangs continuing to emanate from his studio.



Boomerang in the handcrafted display case.

Digital images on the top boomerang are in color..



This is the boomerang presented to the former president. It is beautifully etched.

Boomerang Clubs

(and online forums, open shops for instruction, etc.)

Contact info for boomerang throwers around the USA

ONLINE

BOOMERANG TALK - Your one-stop, non-stop online boomerang club. Keep up to date on the latest info and chatter from the boomerang world. Join at: <http://groups.yahoo.com/group/BoomerangTalk/join>

USBA_info - This is a USBA members only group for the online discussion of issues. This group is closely monitored by the Board which makes for an "open door" policy for complaints or concerns. Join at: http://groups.yahoo.com/group/USBA_info/join

Other (local) boomerang discussion groups are available at YAHOO! <http://groups.yahoo.com> - search "boomerang".

ARIZONA

Desert Ranglers

Mark Weary & Don Monroe
4026 East Cholla Canyon Dr.
Phoenix AZ 85044
(602) 759-3973

COLORADO

Richard Pollock-Nelson (Colorado Boomerangs)
2530 S Ouray Way
Aurora, CO 80013-1576
(303) 368-5933

CONNECTICUT

The Wandering Nutmeg Boomerang Society

Paul D. Sprague
782 Boston Post Rd.
Madison CT 06443
(203) 245-8211

FLORIDA

The Orlando Boomerang Club meets every Saturday morning at 9:00 to throw boomerangs at Memorial Middle School. For more information please contact Cookie (teamgel@cfl.rr.com) or Mike Hudkins (Fatfinger@cfl.rr.com)

Flite Stix Boom Slingers

Rich Surace
855 E Crisafulli Rd.
Merritt Island FL
(407) 452-3963

ILLINOIS

Rock Island - Kendall Davis has a fully stocked boomerang shop with several materials to choose from and virtually any crafting tool you may need. *If you make it, you take it!* There is also a guest bedroom for use and the greatest cook in the Midwest prepares the meals. Ph. 309.793.9885 or send e-mail to boomerang@master-designs.com

INDIANA

Indianapolis Boomerang Club

Tony Brazelton
1184 Barrington Dr
Greenwood IN 46143
(317) 883-2334
brazelami@yahoo.com
<http://www.usba.org/chapters/indyboomclub>

MINNESOTA

Minneapolis/St Paul - Boomerang Organization Of Minnesota (BOOM)

<http://www.uboomerang.org>
current record-holder for most tournaments hosted in a season!
Contact Stuart Jones
circlestixstuk@webtv.net
651-228-1393
The Twin Cities Summer Series of Boomerang Competitions runs weekly through October on Saturdays at 3:00 pm, at Como Park (softball fields across from the pool, on Horton) in St. Paul, MN, beginning the 1st Saturday in May.

NEW MEXICO

Sandia Boomerang Club
Steve Sanders
10408 Woodland, NE
Albuquerque, NM 87111
(505) 294-8842
<http://homepage.mac.com/boomerangs>

OHIO

Canton - Gary Broadbent's boom shop and field next door. One of the most prestigious shops in the country, fully outfitted with materials for making all types of boomerangs. Featuring prolonged boomerang-making sessions followed by 3 am grilled cheese sandwiches, surrounded by one of the world's most extensive collections of boomerangs. Call Gary at (330) 492-RANG to inform of your arrival.

Delaware - Gregg's Boom shop and field down the road. Stop in, make and throw some booms and sign the guest book. Nightly drink specials. Call Gregg at (740) 363-4414 or email at boomerang@columbus.rr.com

TEXAS

Republic of Texas Boomerang Society

(TexBoom Yahoo! Group)
Dave Hughes
1818 Cotton Mill Ct.
Richmond, Texas 77469
(281) 341-0934
dlhughes001@juno.com

PENNSYLVANIA

Allentown - Dave Hendricks
"P/NJ Boomerang Group"
1086 E Gordon Street
Allentown, PA 18103-2208
(610) 434-7305

VERMONT

Vermont Boomerang Association
Paul Gustafson
South Burlington, VT
(802) 859-3430
paul@vermontboomerang.org
<http://www.vermontboomerang.org>

Submit or update your listing by sending e-mail to the editor at: MHREditor@master-designs.com

2003 USBA Expo Craftsmanship Contest

Categories:

1. Best Natural Elbow: Natural elbow returning boomerangs

Criteria: shape in relationship to grain pattern, workmanship, finish

2. Best lap joint/strip laminate: Returning boomerangs made by laminating hardwood strips or those made with hardwoods utilizing one or more lap joints.

Criteria: quality of joints/lamination, inlays or decorations, new or unusual techniques, workmanship, finish

3. Most creative/artistic plywood: Plywood returning boomerangs featuring special finishing

techniques, fancy paint schemes, unusual shapes or designs.

Criteria: New or unusual techniques, artwork, finish, workmanship

4. Most creative/artistic other material: Returning boomerangs made from a variety of materials including phenolic, glass fiber, plastics, either singly or in combination with other materials including wood. These can also feature fancy paint schemes, and unusual shapes or designs

Criteria: New or unusual techniques, artwork, finish, workmanship

All boomerangs in all categories must return. The crafter, or designated

stand-in must throw their boomerangs, and the boomerangs must return within a 10-meter accuracy circle in order to qualify for judging. All entries must be crafted and dated, or vouched for, within 12 months prior to the Expo.

Entry registration: Saturday October 18, 12 to 2PM

Qualifying throws Date/Time: Saturday October 18, 2 to 3PM

Craftsmanship Judging Date/Time: Saturday October 18, 8PM

If you are not attending, you can ship your entry to:

Vince Hendricks
C/O Rapid Delivery

Service
1414 W. Sam Houston Parkway N. #160
Houston, TX 77043
713-932-7878

Entries that are mailed must arrive by October 11, 2003. All mailed entries require return postage and insurance to be included with the entry if the entry is to be returned. This is not needed if the entry is to be included in the USBA auction or if other arrangements are made concerning the return of the entry.

Dave Hendricks
2003 Craftsmanship Contest Chairman

2003 National Boomerang Expo in Houston, TX - cont.

nance the Expo. As of September 4th, 42 people have already registered and saved \$10.

What do I get for my registration fee? \$10 (\$20 onsite registration) lets you participate in all the competitions and activities except the US Open (National Long Distance, Individual, & Team Championships). \$50 (\$60 onsite registration) gets you everything: US Open, all the other comps and activities, plus a free Expo t-shirt.

Where can my family go for fun while I'm at the Expo? We have a jam-packed schedule of outings for family members and tagalongs as well as suggestions for self-directed


tourism and shopping. Go to www.usba.org/expo or contact Barb Hendricks for more information.

Can I purchase extra t-shirts?

Yes. Expo t-shirts are \$10 for all Expo registrants. US Open registrants get one Expo t-shirt free. Expo t-shirts will be available for purchase by the public for \$15.

Where can I find more information?

Driving directions, hour-by-hour schedule, US Open participant responsibilities and more are available at www.usba.org/expo or contact any of the Expo staff for more information.



DIANE SCHOPP GETS THE BUG!

- BY GARY SCHOPP

From my standpoint it took a couple things to get her to throw accuracy with Kevin, Stuart and I at Como Park when we visited one Saturday this summer. A lighthearted invitation, an easy to accomplish event, and a boomerang she was confident in.

The invitation to throw was laid back and friendly. With only a few throwers there, and the personalities present being friendly and encouraging, Diane

had less worry about embarrassing herself. There was no competition pushed. We were just throwing for points. After the first round, we decided to play teams. My first thought was to team up with her so she wouldn't feel like she let anybody down, but then I realized the opportunity present. I suggested she team with Stuart, someone who could help her a lot more than I could.

The point after all is for her to be successful

isn't it? Diane scored better than I did for those two rounds. Stuart is a great coach for a beginner. I know from personal experience when I was teamed up with him at the Missouri Duals two years ago. He keeps it simple and supportive. If you mess it up, it is no big deal. As she scored points, we cheered the 2's as much as the 10's.

I doubt she would have done more than kept score/time if we

threw any other event. The event of accuracy was less threatening because no catch is required and that circle looks really big. For a beginner, getting a catch can be just as frustrating as the proper throw. Breaking down a skill into its parts is a common way to start any sport with beginners. In boomerangs, you need a good, consistent throw be-

fore you can ever worry about catching. Accuracy really works on that. And Diane found that groove we all work so hard on achieving. Accuracy is not very physically demanding, so a beginner does not have fatigue factoring into their form.

The last, and most important component of a beginner's fun is a boomerang they can be confident in. That 3mm flyer is perfect for Diane's strength and skill. She can give it just enough spin and power to fly respectably. Unlike her Spinner and her lightweight polystyrene triblade, this Fuzzy shaped rang looks and flies like the "big boys." A rubber band gave it a bit more range and countered the breeze. Point her in the right direction and Diane can drop it consistently in the circles. Success equals fun. After consistent 6's and a couple 8's, she was having a lot of fun.

Diane didn't need an invitation to step up with Kendall and I the next night, when we stopped in Rock Island on the way home.

/ / /

Gary and Diane live in Peoria, IL.

Diane shows off her winning scores after the "Mini-tourney" w/ Stuart



U.S and International boomerang manufacturers and supplies

United States

A Boomerang Armada

Jack Claycomb
A-Boomerang-Armada.com
P O Box 41431
Houston, Texas 77241
713.937.9105

Airfloat Boomerangs

Kevin Asbey
P.O. Box 6734
Saint Paul, MN 55106
Telephone: 612-237-6625
www.airfloatboomerangs.com
Airfloat@usjet.net

Betwil Boomerangs

Beginner, intermediate, & comp
Booms, refrigerator magnets
Will Gix & Betsylew Miale-Gix
3351 236th St. SW
Brier, WA 98036-8421
betwil@att.net

Boomerangs by Ted Bailey

Ted Bailey
P.O. Box 6076
Ann Arbor, MI 48106
Phone: (734) 971-2970
http://www.flight-toys.com
Boomerangs, Slings, Bolas, Atlatls and
Throwing Rings. All of these aerodynamic
devices have their roots as primitive air-
borne missiles used by early man for both
weaponry and sport.

The Boomerang Man

Richard Harrison
....giving fast, personal service since
1975....over 70 types of boomerangs from
around the globe. Order your FREE CATA-
LOG sent via mail.
http://www.theboomerangman.com

BVD'Rangs

Dave Hendricks
1086 East Gordon Street
Allentown, PA 18109-2208
610-434-7305
bvdrangs@enter.net
www.bvdrangs.com
15 different models in plywood and plastic.
Also hardwood lap-jointed
Boomerangs

Circle Stix

demos, workshops, info phone or fax
Stuart Jones
195 E. 5th St. #605
St. Paul MN 55101
(651) 228-1393
circlestixstuk@webtv.net

Colorado Boomerangs

Richard Pollock-Nelson
2530 So. Ouray Way
Aurora, Colorado 80013
1-800-35-RANGS
www.coloradoboomerangs.com
Colorado Boomerangs offers 31 models that
will not only blow you away, but keep com-
ing back time after time.

Bullseye Boomerangs

Brett P Reish
RR#1 Box# 1349
Stroudsburg, PA 18360
(570) 421-1720
Bullseye@noln.com

Flying Frog Boomerangs

Tom Conally
1320 Cherry Drive
Burlington, NC 27215
336.584.4046
14 models hand made and painted sport and
fun boomerangs.
http://fly.to/boomerangs
conally@netpath.net

Kalmanson Boomerangs

Kalmanson reversible art boomerangs
Neil Kalmanson
766 Old Nunez Rd.
Swainsboro GA 30401
(912) 237-7831

Master Designs Boomerangs

Kendall Davis
932 21st Street
Rock Island, IL 61201
(309) 793-9885
http://master-designs.com/catalog
boomsmith@master-designs.com

TBoomz

R. Foust
P.O. Box 146
Whitsett, NC 27377-9744
336-697-1279 evenings best
six models, just recreational [no competi-
tion] mostly baltic birch plywood and solid
wood

Graham's Boomerangs

Steven Graham
924 Yale Dr.
Bartlesville, OK 74006
(918) 333-0730
grang@bartnet.net
http://www.bartnet.net/~grang/
Personalized boomerangs and
didgeridoos made by artist Steven Graham
"Dr. Fred"
Fredric A. Malmberg, DPM
1545 East Market Street
York, PA 17403
(717) 848-4601
fmalm@pol.net
Top line rare wood lapjoint boomerang
maker; usually made to order, and priced
accordingly.

Leading Edge Boomerangs

Chet Snouffer
1868 Panhandle Rd
Delaware, OH 43015
Phone/Fax: 740-363-8332
email: leadingedgechet@columbus.rr.com
www.leadingedgeboomerangs.com
Home of Chet Snouffer, 12-time National
and 3-time World Champion! Web sight
offers a wide variety of boomerangs and
related products, as well as contact info for
arranging speaking and motivational en-
gagements with Chet, the Jet!

Roundtrip Boomerangs

Gregg Snouffer
340 Troy Rd
Delaware, OH 43015
Phone: 740-363-4414
boomerang@columbus.rr.com
Making quality beginner to comp boomer-
angs since 1986. Retail and wholesale or-
ders of wooden boomerangs and plastic
Tantrum three-bladed indoor and backyard
boomerangs. Can do large quantities and
commercial orders.

Whishhbone Boomerangs

John Villagrana
P.O. Box 2393
Santa Fe Springs, Ca. 90670
whishhbone@email.com
http://whishhbone.freeyellow.com
traditional boomerangs hand crafted from
Finland Birch plywood

The USBA provides this listing as a free service for members. For your own free listing on this page, email your info to Kendall Davis at MHREditor@master-designs.com

International

Jeff Lewry - Australia

www.users.bigpond.com/jefflewy/
A variety of information about boomerangs. The boomerang page includes history and stories that are fascinating.

Bumerangue.com - Brazil

Ricardo Bruni Marx
Estrada da Fazendinha, 4619
Carapicuiaba - SP - Brazil
Tel: (55) 11 7856-1440
Fax: (55) 11 4169-7551
Http://www.bumerangue.com
webmaster@bumerangue.com

Georgi Dimentchev - Bulgaria

http://monsite.wanadoo.fr/dimana_boomerangs/
Georgi is one of the most innovative composite MTA makers in the world. See his entire line, which are readily available .

Wallaby Boomerangs -Canada

Stéphane Marguerite
5026 Cartier, Montréal, QC, H2H 1X5,
CANADA
Tel: (514) 597-1333
Fax: (514) 597-2281
www.wallabyboomerangs.com
info@wallabyboomerangs.com
Sport boomerangs for beginners to experts

Jens Krabbe - Denmark

Ringkøbinggade 15, 4.th.
DK-2100 Copenhagen
DENMARK
+45 3543 4475
Jens.Krabbe@sas.dk
http://www.geocities.com/JensKrabbe/
booms/mine/designs.htm
Small and light booms in 4mm plywood.

REDI - Deutschland

Dietmar Reinig
Holz- und Kunststoffvertrieb
Hohlweg 7
64686 Lautertal
Germany
Tel: +49 6254 1593 Fax: +49 6254 842
mail@rediboom.com
http://www.rediboom.com/englisch/
your partner in boomerang sports.
All you want for boomerang sports.
Wood, Plastics, boomerangs, blanks, DIY
kits, constuction plans, literature, a detailed
history, throwing instructions, how to build
boomerang, etc.

USBA Membership Information

All membership dues should be paid by check or money order in USD\$. Make checks payable to USBA.

USA membership gets you four issues of MHR and are \$15 per year. Family membership (three competitors in the family covered by USBA insurance - one MHR per family) is \$25. A domestic life-time single membership is \$250. Annual international dues (Outside the US 50 states and territories) are \$20.

Check your newsletter label for the MHR issue # when your membership expires. Membership status questions or missing newsletters should be reported to Thomas Carter or any board member. (page 2 of this publication.)

Circulation: 500 USA and International. Published by the United States Boomerang Association, 932 21st Street, Rock Island, IL 61201

Mechanical Measurements: Image area: 9.5" deep by 7.5" wide; 3 columns to a page; width of a single column: 2.25"

Advertising Rates: Full Page: \$100, 2 Columns: \$75, 1/2 page: \$60, 1 column: \$50, per column inch: \$5

A boomerang poem from a new member and "Chick-With-Stick" in training

The Moment

With a gentle breeze blowing
through your hair,
with trees swaying in anticipation,
with the orange setting sun's gentle stare,
with your heart full of exhilaration,
you aim for nothing short of perfection,
you feel the thin plastic pressed
against your palm,
you are confident with your selection,
you continue to keep your breathing calm,
the muscles in your arm begin to tense,
the object is moved for a better grip,
the weight of your arm only seems immense,
the final release makes you want to flip!
Your boomerang returns with precision,
your name being famous you can envision!

-Carly Ann Parkins (2002)

Membership Application

Copy this page and carry extra copies of this form in your boom bag to hand out!

Check: New Renewal

Name _____

Address _____

Address 2 _____

City, State, Zip _____

Phone (optional) _____

Email (optional) _____

USBA Sponsor's name _____

New members & renewals: send completed form and \$15 (\$20 overseas) with check or m.o. payable to USBA to:

USBA Membership
3351 236th Street SW
Brier, Washington
98036-8421

Comments on newsletter content, and submissions for inclusion should be sent to the editor at the address below. The editor reserves the right to edit all material. Inclusion is not guaranteed.

Kendall Davis - MHR
932 21st Street
Rock Island, IL 61202
309.793.9885
MHREditor@master-designs.com

The Timeless Boomerangs of Bob Burwell

- by Dave Hendricks

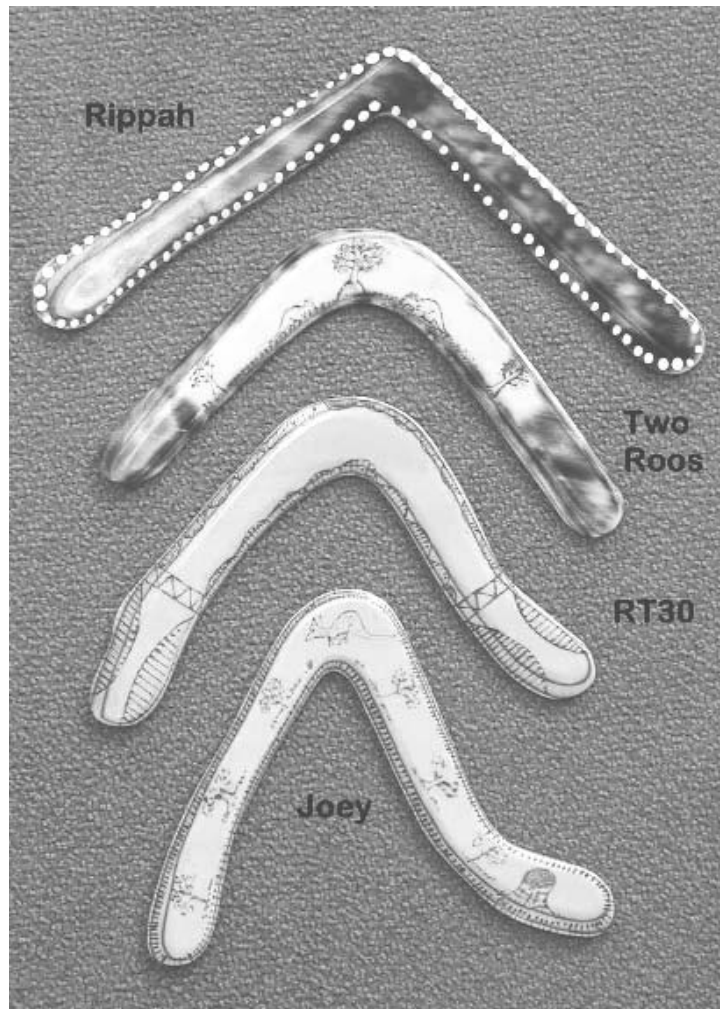
Most of the long time boomerang enthusiasts recognize the name Bob Burwell instantly. Bob's work has been around for a long time and is well respected in the boomerang community. With a number of new throwers coming into our midst, it seems like a good time to revisit the Burwell line and see what is in store for everyone.

My first Burwell came from a woman who was disposing of her deceased husband's boomerangs. I was fortunate enough to find a Burwell hook dated 1986 in the pile. Worried I might break it or damage it. I retired it without throwing it. I remedied that situation recently by taking it out of retirement. The boomerang is a joy to throw and does 30 to 35 meters. I caught it on my first toss.

In 2000, I managed to purchase a Seven Hook through the Boomerang Man. It arrived shortly after I sprained my right elbow, and again a Burwell sat idle. Once I got my arm/elbow back in shape I dragged out all the boomerangs purchased during my "downtime" and tested them. I was getting better than thirty meters with bulls-eye accuracy. Just my kind of boomerang! The steady and excellent results during testing had me longing for more Burwell boomerangs. I took the plunge and now own eight or nine, most purchased in the last few months.

What is so special about them? First of all, you have Bob, himself. Bob has been throwing since he was two, and is now in his fifties. That is a lot of experience with boomerangs and it shows in the ones he makes. Bob spends hours in making and testing his

boomerangs. Rich Harrison, the Boomerang Man says: "Bob is the last of the great modern aussie makers/throwers". Bob's boomerangs also feature his own style of artwork, often using a blowtorch and dot art or use of a wood-burning pen. Bob also has a way with airfoils that is different than many of the "current" builders. Because of this, greater range is typical for the boomerangs.



Bob normally uses plywood he describes as "Australian Hoop Pine" but to many reading this, it will resemble five ply Baltic birch plywood we have used. How Bob gets such wonderful boomerangs from this is almost beyond belief. For a few of his boomerangs, Bob switches to

Finland Birch plywood, which is difficult and expensive to obtain in Australia.

Here is a roundup of the Burwell boomerangs I have used and my comments on them.

Rippah: The Rippah is Bob's favorite boomerang. His original Rippahs were made from 5mm Hoop Pine plywood. They were just an ordinary looking stick with an extraordinarily pleasurable flying characteristic. It was the Rippah that Bob used in Maryland in the 1982 USBA championships for MTA with a time of about 23 seconds. I have some MTA's that don't do that well. Bob has been making the Rippah in 6mm for some time now but has recently started using 5mm again. The Rippah 5 weighs 45 to 50 grams. The Rippah 6 weighs 65 grams. The Rippah 6 has a similar flight pattern to the 5 but comes down a little faster. My Rippah, a 6mm, is done with shading and white dot art giving it a folk art look. Bob states this is his favorite boomerang and I can see why. I have never been a fan of the more traditional shaped boomerangs, feeling most have poor performance. On my first throw, I knew the Rippah was different. It was almost effortless to throw and had incredible

hover. I just stood underneath it until it drifted down for a catch. I had so much fun testing it, that I almost forgot to try the other boomerangs. The Rippah will definitely have a place in my standard throw kit from now on.

Two Roos: The Two Roos is

Bob's most basic creation. He was aiming at making a good working boomerang, with a traditional look, as economic as possible. At \$12 from the Boomerang man, it is 40% less than most of Bob's boomerangs. As for the shape, the angle is sharper than a traditional, maybe in the range of 80 to 85 degrees. It is small, only about 12" tip to tip. Decoration is some trees and two kangaroos. Bob added a little green paint to represent leaves and grass. He also uses a blowtorch to shade parts of the boomerang. The Two Roos is very easy to throw, but the wind kept blowing it past or behind me. Two rubber bands finally tamed it enough for easy catches.

Seven Hook: Mine is done with nice shading from a blowtorch and white dot art around the perimeter for a more natural look. The boomerang is good for 35 meters and is very accurate. I like this boomerang a lot. It may be because it was the first Burwell that I actually used very much, but it sure convinced me to buy more.

Gumnut Hook: Slightly less range the Seven Hook at about thirty meters. This is a very attractive boomerang with artwork of leaves and nuts of the Gumnut tree woodburned into the surface. It has a more rounded than angular shape. The Gumnut may be the prettiest of Bob's boomerang that I own.

Adder: I would own one of these even if I wasn't going to throw it. The excellent snake pattern woodburned into the surface is amazing. The adder is the largest of the snakes that Bob makes and has a wingspan of 15". It easily achieved thirty meters.

RT30: The RT-30, or Reverse Throw, was a development from an idea by Rich Harrison. Bob made an RT30 and RT40. The aim was to develop something along the lines of Rich's idea that would add a different type to the selling list. It is easy to toss and gets nice 30 meter flights in light wind. It had a

little hover, but not much.

Joey: The Joey looks like a small version of the Viper. This boomerang manages to get out to forty meters with surprising ease. This one is great performance in a small package. Mine is decorated with little kangaroos, or joeys. For added distance (Bob reports up to 49 meters) he suggests placing a coin on each wing between 35 to 50 mm from the tip of the wing to the center of the coin. Rich sent me one along with some other Burwell boomerangs, to test. He didn't know I already had one. A co-worker who is new to boomerangs snatched it up quickly when he found it was available. He can't seem to put it down.

Viper: Now we are talking high performance. My first toss with the Viper was not the best. I slipped on the wet grass that day, and stained a muscle. The boomerang bounded along in a straight line only to end up 50 meters away. After a long walk, I gave it another whirl. Wow, at least 50 meters and it was coming back to where I could catch it, even with my reduced mobility. Bob make this from 12 ply, 6mm plywood. It is amazing in this age of phenolics, plastics and composites, that Bob can take plywood a level good enough to compete in Aussie Round and win. Performance isn't the only thing here, Bob has again applied that terrific snake design to the surface for another beautiful boomerang. Expect to pay more for this boomerang, as Bob pays a premium to get Finland Birch plywood shipped to Australia.

Vipermate: The Viper's mate! A little more hover than the Viper, maybe a tiny bit less distance. It has the same general shape with slight modifications. Again, the snake design on the surface makes it look like one boomerang that means business.

That about sums up the Burwell boomerangs I have tried. I don't think you can go wrong buying one or more for your own use.

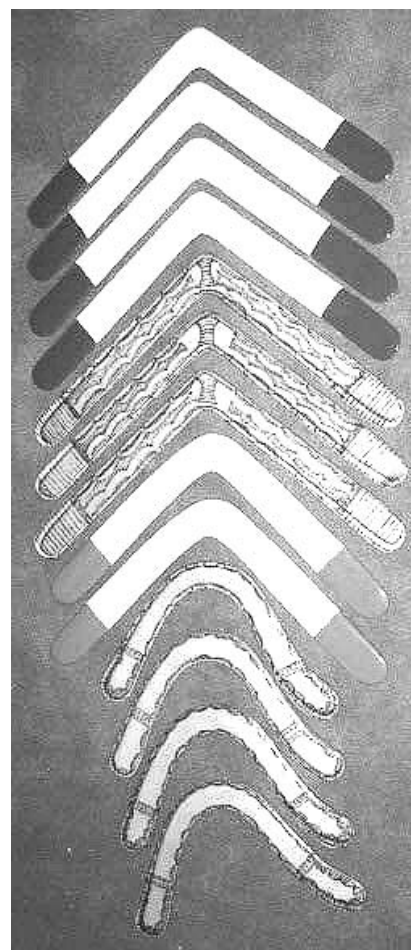
In fact, you owe it to yourself to experience the fun of a Burwell boomerang. Bob supplies boomerangs to Rich Harrison, the Boomerang Man, on a limited basis, and does not sell directly to the USA market. Call or write Rich to check current stock.

Editor's Note:

Rich Harrison - The Boomerang Man - has recently received a new selection of Burwell boomerangs. These are all easy flyers, and would be a great addition to any collection. Many throwers enjoy his boomerangs on and off the competition field. Contact Rich Harrison for more information about obtaining one of more of these designs - or one of several other designs he carries.

www.theboomerangman.com

800-260-8157



2003 USBA Expo Craftsmanship Contest

Categories:

1. Best Natural Elbow: Natural elbow returning boomerangs
Criteria: shape in relationship to grain pattern, workmanship, finish
2. Best lap joint/ strip laminate: Returning boomerangs made by laminating hardwood strips or those made with hardwoods utilizing one or more lap joints.
Criteria: quality of joints/ lamination, inlays or decorations, new or unusual techniques, workmanship, finish
3. Most creative/artistic plywood: Plywood returning boomerangs featuring special finishing techniques, fancy paint schemes, unusual shapes or designs.
Criteria: New or unusual techniques, artwork, finish, workmanship
4. Most creative/artistic other material: Returning boomerangs

made from a variety of materials including phenolic, glass fiber, plastics, either singly or in combination with other materials including wood. These can also feature fancy paint schemes, and unusual shapes or designs

Criteria: New or unusual techniques, artwork, finish, workmanship

All boomerangs in all categories must return. The crafter, or designated stand-in must throw their boomerangs, and the boomerangs must return within a 10-meter accuracy circle in order to qualify for judging. All entries must be crafted and dated, or vouched for, within 12 months prior to the Expo.

Entry registration: Saturday October 18, 12 to 2PM

Qualifying throws Date/Time: Saturday October 18, 2 to 3PM
Craftsmanship Judging Date/

Time: Saturday October 18, 8PM
If you are not attending, you can ship your entry to:

Vince Hendricks
C/O Rapid Delivery Service
1414 W. Sam Houston
Parkway N. #160
Houston, TX 77043
713-932-7878

Entries that are mailed must arrive by October 11, 2003. All mailed entries require return postage and insurance to be included with the entry if the entry is to be returned. This is not needed if the entry is to be included in the USBA auction or if other arrangements are made concerning the return of the entry.

Dave Hendricks
2003 Craftsmanship Contest
Chairman

Scores from The 4th Annual Vermont Boomerang Tournament

	ACCURACY			FAST CATCH			ENDURANCE		
NAME	SCORE	POINTS	PLACE	SCORE	POINTS	PLACE	SCORE	POINTS	PLACE
Wilson Lawrence	14	2	2	51.16	2	2	19	3	3
Paul Gustafson	16	1	1	40.95	1	1	11	5	5
Stephané Marguerite	7	6	6	4c	5 (tie)	5.5	25	1	1
George Flynn	10	3	3	2c	7 (tie)	7.5	4	8	8
Bart Flynn	8	5	5	2c	7 (tie)	7.5	8	7	7
Etienne Sourd	2	7	7	1:02.93	4	4	9	6	6
Scott McMillan (Novice)	6	1*	1*	0	1*	1*	0	1*	1*
John Flynn	9	4	4	57.92	3	3	17	4	4
Paul Sprague	1	8	8	4c	5 (tie)	5.5	23	2	2
	TRICK CATCH			AUSSIE ROUND			MTA		
NAME	SCORE	POINTS	PLACE	SCORE	POINTS	PLACE	SCORE	POINTS	PLACE
Wilson Lawrence	26	4	4	55	4	4	49.79	2	2
Paul Gustafson	32	2	2	31	6	6	35.03	5	5
Stephané Marguerite	28	3	3	72	2	2	27.04	6	6
George Flynn	3	8	8	33	5	5	48.02	3	3
Bart Flynn	9	6	6	14	8	8	35.89	4	4
Etienne Sourd	4	7	7	58	3	3	26.62	7	7
Scott McMillan (Novice)	0	1*	1*	14	1*	1*	0	1*	1*
John Flynn	65	1	1	83	1	1	55.68	1	1
Paul Sprague	13	5	5	16	7	7	DNC	8	8

GEL – Games of Enlightenment and Love – By Stephanie Parkins

Love of boomerangs and fellow boomerang enthusiasts.

August 3, 2002 (Kiel, Germany). Simply put, this year's World Boomerang Championship Gel Day was the amalgamation of communities – that of the City of Kiel melding with that of the boomerang world. From the assembly of prized GLORP trophies accompanied by Loofy on the didgeridoo, to the crowning of the 2002 Champion, Gel Day festivities entranced spectators and competitors with zaniness, good-hearted competition, and exhibitions.

In typical Gel fashion, a malfunctioning chalk machine resulted in a collaborative effort to line the field. When the machine refused to give up the chalk for the "circles" our faithful TEAM Gel grabbed up handfuls of chalk and created the lines manually led by Gel Day Founder and Pied Piper Michael "Gel" Girvin. With the assistance of one-legged assistant Cookie (on the

side-lines with a bum ankle), the games began to the delight of the record crowd in attendance.

Over 100 throwers – newbies to veterans – participated in Gel games that included Accuracy, Haccuracy, Whoa Nelly, Parent-Child events, Suicide, and the culmination of the day, GLORP.

Gelly narrated from the ground (give the man a microphone and WATCH OUT!) while Thomas translated to our German fans from far above the field in the press crane basket.

By far the most entertaining event was Team Haccuracy. Lead by the cleverness of Team Sit-in-Bull, competitors discovered that they could maximize their team scores by foot-catching their booms and having team

members carry them to the 43-point circle – once there, they could hacky with their fellow conspirators for 1,000 points! Other teams followed suit and hilarity ensued. Sit-in-Bull even resorted to kidnapping Wilson and hiding him to avoid additional points being scored against them! Not to be outdone, Mama Leone's Team Gelly Bean opted for the style points instead and ran screaming from John's wood monstrosity rather than hacky for points.



The Host for Gel Day - The obvious choice!!



Mark, Jullian, and Ollie - w/ red shirts

Team Sake made a run for the bull's eye as well, and even their chocolate war paint could not ensure a win for Team Nutella in the event!

Testing the skill and creative minds of throwers, GLORP spectators saw such staples as the two-hand-flying-butt-catch, the pink flamingo, and the hacky-to-one-handed-flying-head catch. Previous WBC GLORP Champions Stevie K, Oli., Mark the Shark, Fatboy, and Jullian donned red "lanoitanretnI leG maeT" jerseys for the event (supplied

by Jullian) and staved off fierce competition from Spurgi, Logan, Gunter, and Adam.

In the end, the GLORP crown went to Stevie K...the victor once again. And, amid a standing ovation from competitors and spectators, he presented his second red jersey to GLORP God Gelly – without whom there would be less Gel (games of enlightenment and love) and no Gel Day to remind us all of why we choose to be a part of this crazy sport – for our love of boomerangs and, more importantly, the love for our fellow boomerang enthusiasts.



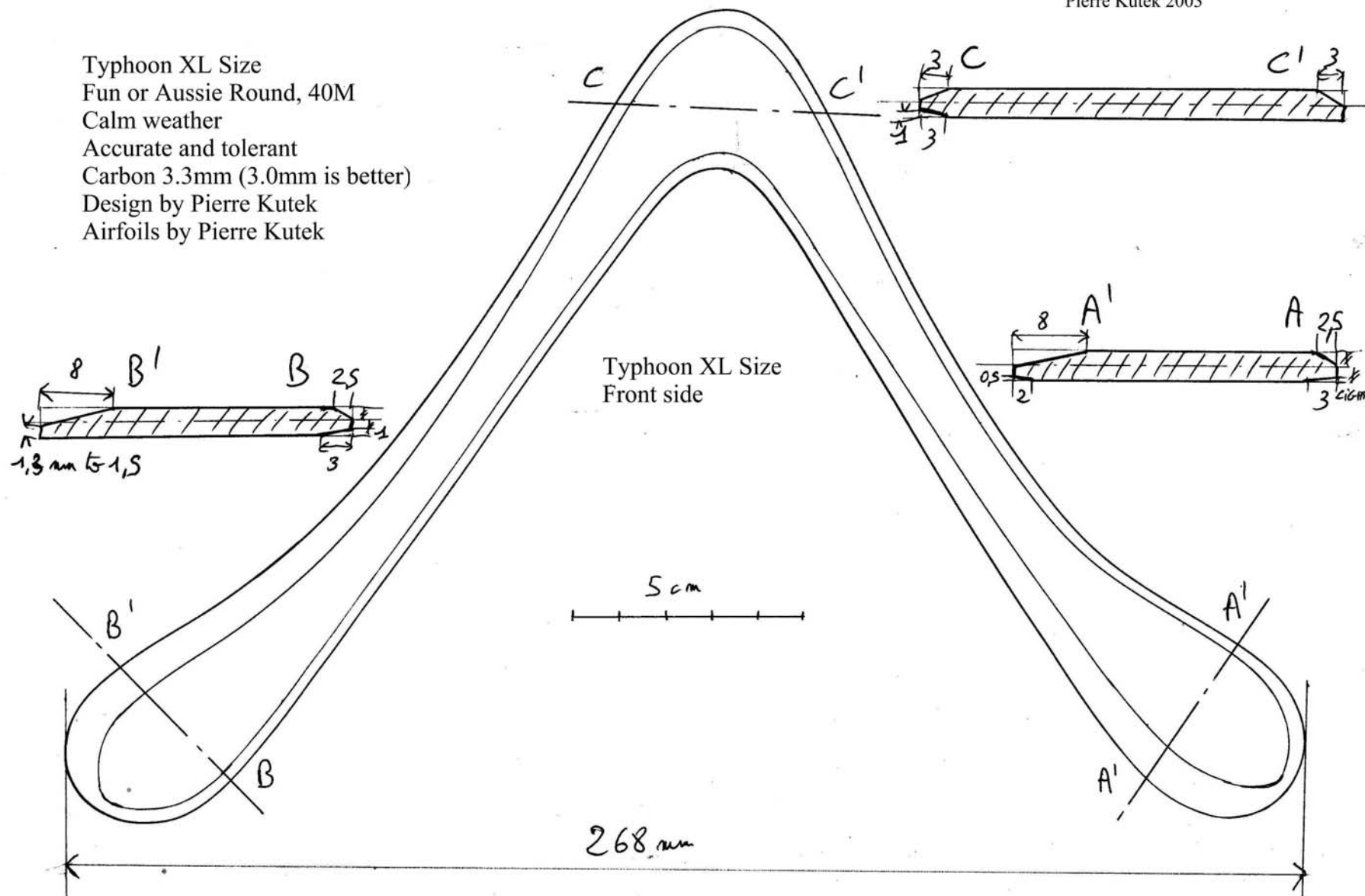
Team Nutella War Paint!

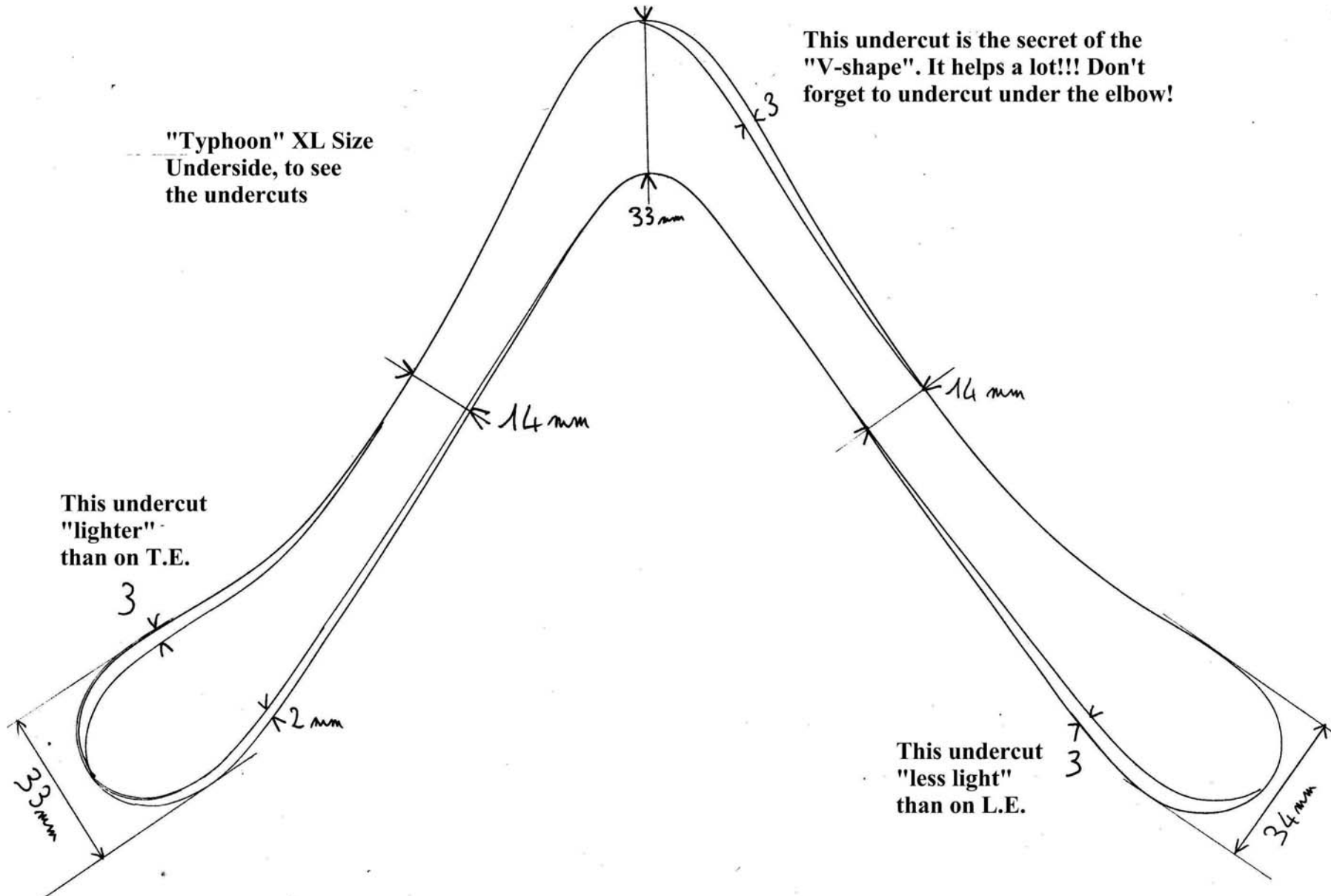


Nobu checks the trophies!

Pierre Kutek 2003

Typhoon XL Size
Fun or Aussie Round, 40M
Calm weather
Accurate and tolerant
Carbon 3.3mm (3.0mm is better)
Design by Pierre Kutek
Airfoils by Pierre Kutek





"Typhoon" XL Size
Underside, to see
the undercuts

This undercut is the secret of the
"V-shape". It helps a lot!!! Don't
forget to undercut under the elbow!

This undercut
"lighter"
than on T.E.

This undercut
"less light"
than on L.E.

BOOMERANG TALKS

I typically throw whenever I have an opportunity and my vehicle always has booms at the ready. Living in the country is great but because of trees I can only throw fast catch booms in the yard. I can probably lay claim to having thrown in every park and open field thruout the county. My vacations always include boom throwing whether on military bases, tops of mountains, grade schools, or with my son and grandchildren.

My secret place to throw is within a few miles of my house. It is on the shores of either Surfside beach or Quentana beach. In October the beaches are vacant except for a fisherman here and there. The hot weather has left and the breezes are light and steady. If you get there early you can welcome the sun as it makes it's way up into the sky. A few sea gulls skimming the shoreline and possibly a few other souls who have found this most satisfying place.

Throwing a favorite boom out over the Gulf and wathching it make it's way back to your waiting hands and then doing it all over again will make a tingle go up and down your body. No one there but you and nature and what better team could there be.

Bob Rudy
West Columbia, TX

We've been discussing a lot of commercial booms that do not return or fly properly. This has got me thinking that maybe about competitions and boomerang shapes, so here goes:

One of the cool things about boomerang competitions is the variety of booms used by the competitors. A boomerang is legal as long as it processes and isn't made of metal. Every competitor has a set of booms that match their unique throwing style. People strive to find the correct shape, carving, and tune to make a boom perform for them. Boom competitions test more than your abilities to throw and catch, they test your skills at building or modifying and tuning as well. I love it!

I've started to wonder

if the boomerang free-for-all also puts our sport at a disadvantage. I can't think of another equipment intensive sport where the competitor is allowed to show up with whatever equipment they want. You can't buy your competitive kit with one trip to the internet, you've got to build it up over time. Our approach makes it difficult for a beginner to become competitive because of the steep learning curve needed to get more than the throwing / catching skills. Our approach also leaves open the gates to anyone being able to produce "competition" booms which don't perform or don't even return.

I've been wondering if a set of boomerang outline shapes could be defined for each event. In addition to making range, each boom would also have to be tested to be a specific shape. I wonder

if this approach would attract more players and how it would change the competition. Would it make it more fair? Would it make an already boring competition (from the spectator point of view) even more boring?

Obviously, this approach wouldn't change the wonderful array of recreational, artistic, or collector boomerang designs. It would also leave open the chance that someone would market a boomerang that was really a stick. But, it would allow beginners to compete with the same booms as the most advanced thrower and would allow people who knew next to nothing about boomerangs to at least find/see what a real competitive boomerang looks like.

Clay
Bellevue, WA

All Expo attendees:

KHOU-TV, Ch. 11 in Houston (CBS affiliate) will be at George Bush Park on Oct. 16 @5:00AM to shoot some boomerang throwers for their morning news/variety show and plug the Expo on local TV. There will be a total of eight 'hits' during a three-hour program, amounting to about 15 total minutes of air-time, and I'm told that they'll take a two-minute chunk of it to stream from their website. Ain't that COOL?

All who can and want to be present and on TV, drink a bucket of coffee, bring some booms, and come on out! Those of you who've already arrived from out of town, Tony tells me he'll drop by your rooms at about 4:15 to wake your lazy butts up! >8^0 We'd like to have at least a few of the throwers from among the competitive types to come out and show off for the camera.

And afterwards, (heh, heh...) you can stay and help us paint circles in the grass!

--Dave Hughes--
Houston, TX

Kian's Catch

- By Gregg Snouffer

It was after 7 O'clock, the sun was low in the sky and time was winding down, on the day, on the summer, and on Kian's third year, when we decided to go to the field for a little sunset throwing.

If you ask Kian how long he has been throwing boomerangs, he will say, "Since I was born," and he wouldn't be far from the truth. When he was born in October 1999, we were preparing for the World Boomerang Cup in Melbourne, Australia. I would take the little basket of Kian out to the field with me to At just a few days of age, he was out there in the field with me studying the flights of fast catch, Australian Round and, his favorite, of course, MTA rangers. I have no doubt that he can recall those days somewhere in his memory bank and counts them among his days of throwing with his dad. During his two's he mastered the art of indoor boomerangs and can easily teach kids six times his age how to tune, throw and catch them.

For the next two years after he was born, I was on a mission to throw boomerangs for two reasons, first, to win back the World Cup as a member of the United States Boomerang team and second, as a member of the Foster's Boomerang Team 2000, to promote the sport to a larger audience. As a result, Kian and I practiced and threw all of the time. He was particularly fond of an old Ted Bailey midi MTA that he could get to come right back to him. A couple of times it hit him before he came upon the con-

(Continued on page 20)

Saving the "Fly-Away" MTA! - by Dan Neelands

A while back I gave a talk to my model airplane club about boomerangs. The presentation was well received and since then I've taught several members how to throw. This morning I took my MTA bag to the field after a member requested a demo. It was a fine morning, promising to be a really good thermal day. I threw one of my carbon MTAs a couple times but the throws weren't perfect with a little rocking before the hover. I kept telling the four guys there that wasn't quite how it was supposed to go but they were impressed anyway.

On the 4th throw I locked it in at the end of the circle as was meant to be and it just hung there. They were astounded. I strolled along

behind as it drifted slowly in the morning air. Then I was at that point when I couldn't tell if it was going up or not. You all know that point at which you decide that the boomerang isn't coming down anyway, it must be going up. Soon enough it was clear that it was going up faster and faster. Afraid to take my eyes off it I yelled "get a plane, someone get a plane".

The fellow I was demonstrating for raced over to the pits, jammed a battery in his E-3d aerobatic ship and took off. By now the boom was so small that I couldn't look away.

Gary climbed up and passed under and around it over and over again. Eventually he stirred up the rising air enough that it started to descend. The

whole flight was certainly within a 100m circle. I have no idea how high it got. I would guess about 300 feet. Interestingly the boom was a mere speck when the plane was still within normal altitude.

The duration was well over 5 minutes according to the onlookers. Gary had 3 minutes and a few seconds on the plane's clock and landed before the boom. People were arriving at the field as this was going on. By the time it was over there were at least 10 people to witness me.....miss the catch.

Oh well. It was fun and I've always thought that would work. I even took a Zagi to Nationals last year but didn't get the chance to try it.



Gary with his E-3d Aerobatic plane and Dan holding the "nearly lost" boomerang!


Boomerang Flight: Wing Angle Versus Flight Characteristics.

- by Tom Conally

I have been judging science fairs for many years and when I started making boomerangs seven years ago, I wanted sponsor a science fair project featuring boomerangs. I planted seeds with several of the teachers responsible for the fairs. It took several years but finally, this year a young eighth grader named Victoria decided she would like to do the project. Her teacher notified me and I made arrangements to meet with her at the school. At our first meeting, she confessed she had never thrown a boomerang and had no idea of what she could do for a project. I decided my first task was to teach her to throw. We went out to the softball field (she played softball, so that hurdle was out of the way). I demonstrated and with in 3 or 4 throws she understood the style and was getting returns. We discussed the physics and as she is a good student, she grasped some of the theory. We then discussed what her project would be. She had no idea of what to do so I suggested several and we settled on how the flight of a boomerang changes when the angle of the wing changes. I explained that even though I was making the boomerangs, she would be responsible for gathering the data for the project and interpreting it. I did help her with the trends. Now I had my work cut out for me or rather I had to cut out my work. I wanted to supply her with a set of boomerangs that were alike in all respects except for wing angle. I did not know how hard that would be. I drew seven boomerangs with increasing wing angles and the same wing length, same chord and as close as I could the same airfoils and undercuts. I later added an eighth boomerang,

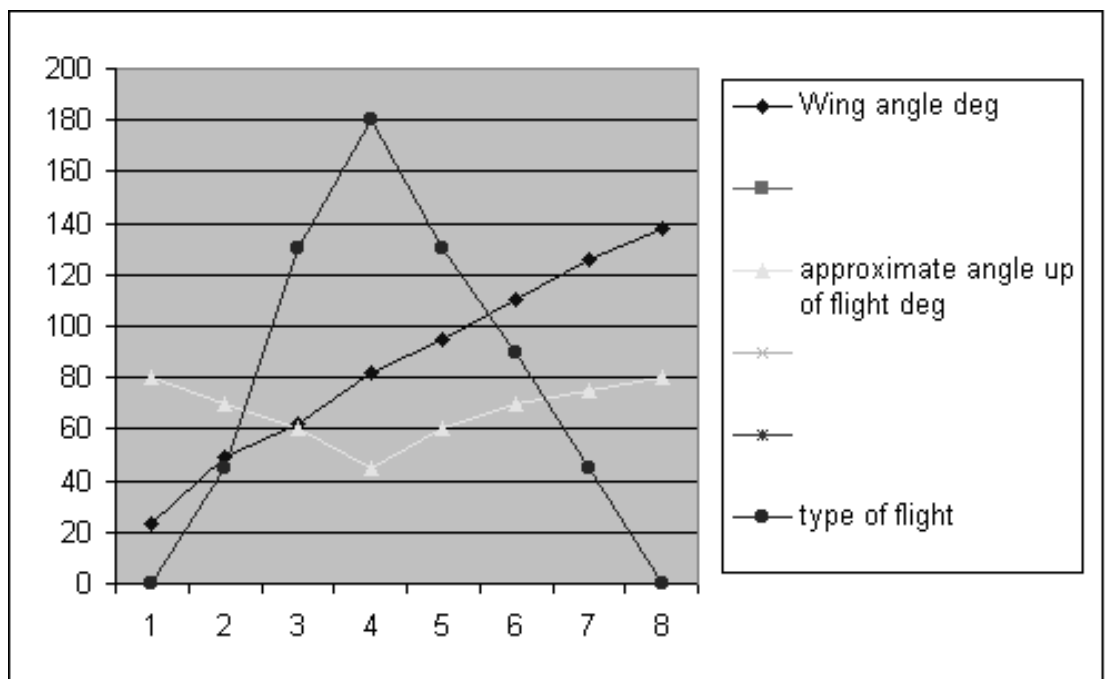
as I needed another data point at the narrow angle. I decided on a straight wing design for the simplicity of keeping every thing constant except angle. It took several days to get them right. I did not weigh the booms as I really did not want to alter anything else and I did not think that the minor weight differences would affect them that much. I sanded each one smooth and finished them with sanding sealer and Minwax polycrylic finish.

I took Victoria the boomerangs and she was really surprised at them. We took them out to the field and we proceeded to throw each one of them. She had been practicing and could throw them very easily. She was to throw each one several times trying to throw each one exactly the same and record the type of flight, the angle that it appears to go up (I decided that trying to determine the height of the flight was a little out of our capabilities at the time).



We then discussed the reasons that the boomerangs flew the way they did. We estimated the center of gravity of each one and related it to the flight. This discussion was above Victoria but she did understand the concept.

Victoria then took the boomerangs home



Wing angle	angle up of flight	type of flight	
23	80	0	straight line=0
49	70	45	Very closed ellipse=45
62	60	130	ellipse=90
82	45	180	open ellipse=130
95	60	130	very open ellipse=160
110	70	90	perfect circle = 180
126	75	45	
138	80	0	

along with several finished boomerangs of different designs to display with her project. I did not hear from her again until her teacher called me to tell me that she had presented her project and it was excellent. The science fair was the next week and as usual I went to judge it. Victoria's project was very good and won her grade level even though I did not grade her division. She had not done a couple of things that I was looking for and did not pull the data together as I would have, but then she did an excellent job for an eighth grader.

Now, I took all the data along with my assessment of each boomerang and prepared a chart with an interpretation which I think is very realistic.

The smallest boomerang, 23 deg angle, one not shown in the picture, flew straight out, up high and fell down. It did not return. It was very close to a straight stick. The next one, 49 deg, flew out in a very closed ellipse, up fairly high and returned. The trend then was lower and more circular flight until

about 82 deg, which was low and circular, then as the wing angle increased, reversed and became less circular and higher, and finally, the 138 deg boomerang, flew out straight, high and fell to the ground. I made some arbitrary number assignments to describe the type of flight as you can see I chose 0 for no return, to 360 for a very circular flight. The angle up was just estimated to provide a data point about the height. If you examine the chart, you find that the best flight is enclosed by the two series, angle up and type of flight in a diamond shape. With the narrow angle boomerang, the center of gravity (cg) is very much like the cg of a short straight stick. As the angles open, the cg begins to creep toward the elbow and at the optimum position the flight is low and circular. Past that point the boomerangs start to reverse and as the cg gets closer to the elbow, the flight begins to go straighter and higher, finally acting like a long straight stick with the cg at the center. This was a very satisfying project for me.

booms. But since the USBA has really reached out across the Web void, a number of other guys have surfaced around Houston and Austin, not to mention a couple of other places around the state. And then there's Greg Foley, an Aussie expatriate living in Houston who used to compete in Australian boom tournaments, having been coached in the sport by none other than Br. Brian Thomas.

We started a Yahoo!Group called "TexBoom" to give us a sense of connectivity and to allow us to be informed of any boomerang activities in the state, of which there are sure to be more, now that we know that there are other Texas 'boom-chunkers' out there. We already have 19 members in this group! TexBoom was started with the intent of being a 'Texans-only' group, but then Dave Hendricks, who comes to Texas often enough and embraces things Texan (like Texas food!) to be considered an Honorary Texan, joined the group. Of course, the barn-door was open after that! Now, our own USBA VP Tony Brazelton is a member, and we even have a member in Denmark, Jens Krabbe. The group is the 'official' Web gathering-place of a 'non-official' group of people I like to call the "Republic of Texas Boomerang Society". We don't have membership dues or club officers, or any of the trappings of an organized club, and the only 'meetings' we have take place out on a boomerang field somewhere whenever we can get together.

We're going to become more of a presence in schools, church groups, and the like, in an effort to get more Texas kids into the sport/craft/hobby/art of boomerangs in the future. Holding the Expo here in Houston this October certainly won't hurt that effort. Who knows? We may have some kids to come up and start biting on the heels of the top boomerang players in the country in a few years. Y'all had better check your "six"!

TEXAS: The Next Boomerang Powerhouse?

By Dave Hughes

Well, maybe not quite yet...

But since the USBA's recent headfirst leap out into cyberspace, there have been several Texas boomerangers to come out of the woodwork. Bob Rudy has been making, throwing, and demonstrating boomerangs around this part of Texas for more years than he'd want me to mention. I've been in-

involved, off and on, for almost twenty years, myself. And of course, there's Pat Steigman in Tyler, who has been

part of the USBA and the old ranglist and now Boomerang Talk for quite some time now. Jack Claycomb has been making his "Boomerang Armada" for years here in Houston, and until recently, he says, he didn't even know that there were other boomerang throwers around here! I've discovered two guys, *right in my own subdivision*, who throw booms, and one of them makes his own

cept of catching. For a while, I thought he might throw and catch before he turned three, but if he had, it would probably have been more out of coincidence than conscious effort.

Three is a special year, though. If you look back through old MHRs you will see a couple of stories about famous three-year-old first catches. That's why, as Kian's days of three dwindled down, I was getting anxious to get his first real catch under his belt.

But after last summer's World Cup victory, I retired my competition bag and took a long vacation from boomerangs. I only threw a couple of times over the past year, and Kian and I explored other activities for recreation, like swimming, snowboarding and mountain biking. With no World Cup to prepare for, I spent this whole summer working on my house and the old days of throwing on those warm summer evenings seemed like a distant memory. Only recently did a couple of my high school students haul me out of what might have become a permanent boomerang vacation. With the opportunity to travel to Kitty Hawk, do some beach camping and throw on the sight of the Wright Brothers' first powered flight a hundred years ago, I packed up my students, drove them to Gary's to outfit them, and set off for a well-earned beach vacation... and a chance to experience and share a little of the old boomerang fun that had beckoned me in my own youth. Kian was disappointed that he could

LETTER TO THE EDITOR

Kudos and corrections:

Dear Kendall,

After seeing the second issue of MHR you have produced, I must offer my congratulations.

Issue 87 is packed full of great stuff. The article on throwing at the South Pole was loads of fun to read. The issue had reviews of not one but three boomsmiths!

It was good to see the one on BetWil Booms as they are not as well known to the general public as many other boomsmiths. Until I saw their booms for sale at the 2002 Expo, I didn't know they were sold to other boomerang enthusiasts.

John Cross's article on steam bending was sufficiently detailed enough to convince me not to try, although I could have used his info! The articles on boomerang finishing were both helpful. There was even some poetry and a plan! To top it all off, the issue was not packed with fluff or filler, just good stuff on boomerangs.

On last thing, at the top of each page it now states: Many Happy Returns - The Voice of the USBA, I like that!

OK, now on to the corrections and I am happy to report that they are my fault.

In part two of my lapjoint article, dealing with the quadriblades, there are several places where short numbered lists appear. These were in my original article, and were used as placeholders for the photos. I evidently did not remove them from that portion of the article and you didn't know why they were there. I am sure I notified the past editor about this when I sent them to him, but should have looked over the article again when I sent it to you. Sorry for any confusion I may have caused anyone.

In my review of the Boomerang Armada, paragraph 4, I discuss the Dash 20 and 30 series. It should say that I like the Dash 30s better for indoors and where it says Dash 10s, should be Dash 20.

In Boomerang Clubs, there is now a Pennsylvania/New Jersey group organized online. Currently I am the contact person, but the group has their own yahoo group "PNJ Boom". You may want to change my contact info to include that.

Regards,
Dave Hendricks

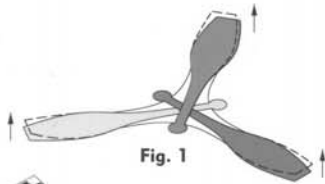
not accompany us on the trip but settled for a promise that there would be many more for him to go on.

My students and I had a great time, and as soon as we returned home, Kian was ready to go throw. It had been more than a year since we had thrown on that field together. So, with a little over a month before his birthday, I was acutely aware that this was a prime opportunity to get the job done. Kian was in a mood to get it done as well. We were on a mission. With a very light, steady breeze from the south, Kian took five throws, diving hard on the ground for every one. His sixth throw was a perfect release and the boomerang settled down easily over his head for... a catch... his first catch with a big, outdoor boomerang. After the celebration, he made several more catches that evening... to the point that it was nothing spectacular any more. I realized that this moment would have come much sooner in his life if we had just been out there throwing more. But a milestone is a milestone. We celebrated with mint chocolate chip ice cream.



INDOOR THREE CLUB BOOMERANG™

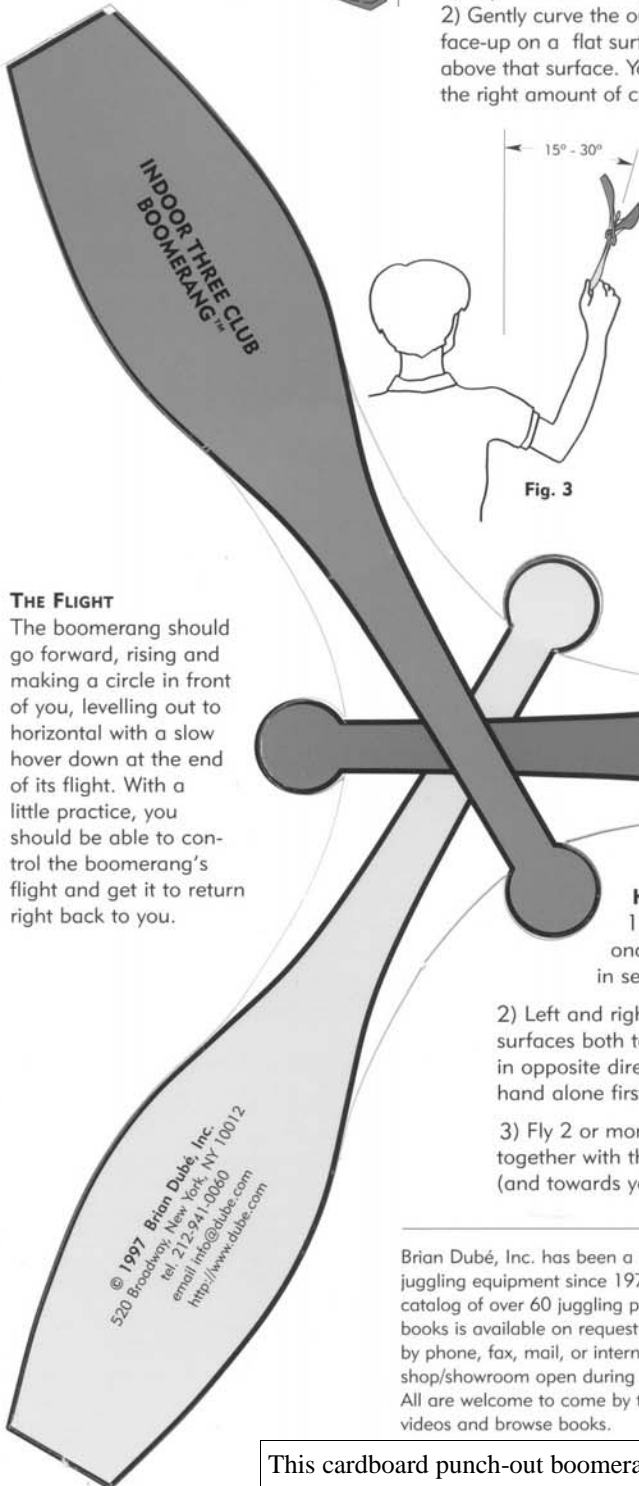
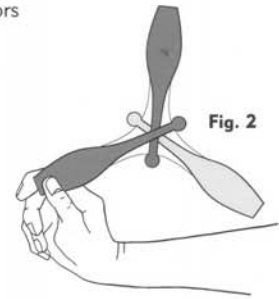
(Another Way to Keep Three Clubs Aloft)



This mini-boomerang, designed using an exact scaled image of a traditional American style juggling club, can be thrown indoors in a small room, even from your desk or chair!
Precut— just pop out and fly.

PREFLIGHT INSTRUCTIONS:

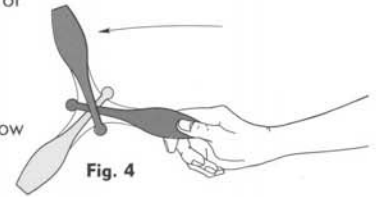
- 1) Pop out boomerang, breaking apart at attached points.
- 2) Gently curve the outer portion of each arm so that when face-up on a flat surface the arms/club ends remain slightly above that surface. You may need to experiment a bit to get the right amount of curvature for the best flying results. **Fig. 1**



THROWING INSTRUCTIONS:

- 1) Grip one arm of boomerang firmly between thumb and forefinger, angled backwards, with the curved surface towards you. Bend your wrist back. **Fig. 2**
- 2) Raise your throwing arm straight up, tilting your throwing arm and boomerang slightly outward about 15-30 degrees from vertical. Different angles will give different flight characteristics. Experiment to get the proper angle for the best return. **Fig. 3**
- 3) Throw the boomerang straight forward at eye level, imparting a good spin with a flick of the wrist as it leaves your fingers. **Fig. 4**

The key to a good throw is this combination of a forward arm throw and a wrist flick for spin.



THE FLIGHT

The boomerang should go forward, rising and making a circle in front of you, levelling out to horizontal with a slow hover down at the end of its flight. With a little practice, you should be able to control the boomerang's flight and get it to return right back to you.

HERE ARE A FEW ADDITIONAL TRICKS:

- 1) Juggling boomerangs. Keep 2 or more boomerangs in the air at once. Throw one boomerang and before it returns, launch the other(s) in sequence. Try to keep this continuous launching and catching going.
- 2) Left and right simultaneously. With one boomerang in each hand, the curved surfaces both towards you, throw both at the same time. They should both circle in opposite directions and return. If necessary, practice with your non-dominant hand alone first.
- 3) Fly 2 or more boomerangs simultaneously. Just stack and grip the boomerangs together with the slightly curved side on all of them facing the same direction (and towards you). Throw them together. They will all fly and return independently.

© 1997 Brian Dubé, Inc.
 520 Broadway, New York, NY 10012
 tel: 212-941-0060
 email: info@dube.com
 http://www.dube.com

Brian Dubé, Inc. has been a manufacturer of juggling equipment since 1975. A free full color catalog of over 60 juggling products, videos and books is available on request. Orders can be placed by phone, fax, mail, or internet. We have a retail shop/showroom open during regular business hours. All are welcome to come by to try products, view videos and browse books.

Brian Dubé, Inc.
 520 Broadway, 3rd Floor, New York, NY 10012
 Ph: 212-941-0060 Fax: 212-941-0793
 email: info@dube.com
 Catalog Web address- http://www.dube.com
 Hours: M-F 10AM-6PM

© 1997 Brian Dubé, Inc.

This cardboard punch-out boomerang was acquired by the editor at a local Juggling Festival.

Challenge Cup III - Dave Hendricks

The Challenge - With all the contestants starting with the same size piece of wood, design and build boomerang or boomerangs from that wood to compete in 4 events.

Materials:

You are limited to one piece of 4 mm 8 ply Finnish Birch plywood that has been cut into a 9" square. In addition, there is a 1" diameter hole in the center of the square. You can obtain an entry blank from Stuart Jones (free for current USBA members, \$5 for non-USBA members), or create one yourself. If you create one yourself, each side of the square must be no longer than 9", and the grain direction has to run parallel to two of the sides.

Stuart Jones
195 5th St. E # 605
Saint Paul, MN. 55101
Phone: 651-228-1393
E-mail: circlestixstuk@webtv.net

The Events:

1. Design - Everyone present at the Nationals Expo on October 19th from 9 AM to high noon gets to vote on their favorite boomerang(s) in four categories:
 - ... Best Use of Wood - Each entry will be displayed on a 9" square. How well did the designer make use of the wood and the hole?
 - ... Best Artwork - Everyone's an art critic! Look for the entry that displays the best artwork.

- ... Best Workmanship - How nicely shaped are the boomerangs? How is the finish? Would you be proud of the quality of this boomerang?
- ... Most Creative Design - Wow! What a great idea!

The boomerang(s) with the most total votes win(s) the event. Only one vote is allowed in each of the categories.

2. Fast Throw - Use one of the boomerangs to compete in fast throw. Throwing is done from a two-meter circle. Throw and catch, or retrieve, the boomerang for five throws consecutively. There will be only ONE round of fast throw for each entry. Fastest time wins the event. This event will use a standard 20-meter circle to check for range.
3. MTA Unlimited - Use one of the boomerangs to compete in MTA unlimited. Each entry gets three throws, and the longest flight wins. NOTE: We are not totaling times.
4. Accuracy: Standard USBA rules apply. Five throws from the bulls-eye. This event will use a standard 20-meter circle to check for range. Total point wins.

The winner of the Challenge Cup is determined by the total score from the 4 events. In the event of a tie for first, the entry with the most votes in the Design event

wins. If a tie results after factoring that in, all 1st place entries share the prize.

In addition to the overall prize, the coveted Challenge Cup traveling trophy (which bears the name of the first winner Doug DuFresne), there will be honorable mentions for top vote winners in the 4 design categories, and the overall design winner.

What if I'm not going to be there to compete, or don't want to compete in the throwing?

Make the boomerang(s) and send them in by October 11th. At the very least, your entry will be in the design part of the Challenge Cup. With your entry, specify which way you want to enter the competition:

- ... Design only
- ... Design, and then my friend <thrower> is going to throw my entries
- ... Design, and then anyone who wants to can throw my entry and keep it
- ... Design, and then anyone who wants to can throw my entry, but I want it returned to me.

Send your entry to:
Vince Hendricks
C/O Rapid Delivery Service
1414 W. Sam Houston Parkway N. #160
Houston, TX 77043
713-932-7878

Be sure to mark it for the Challenge Cup

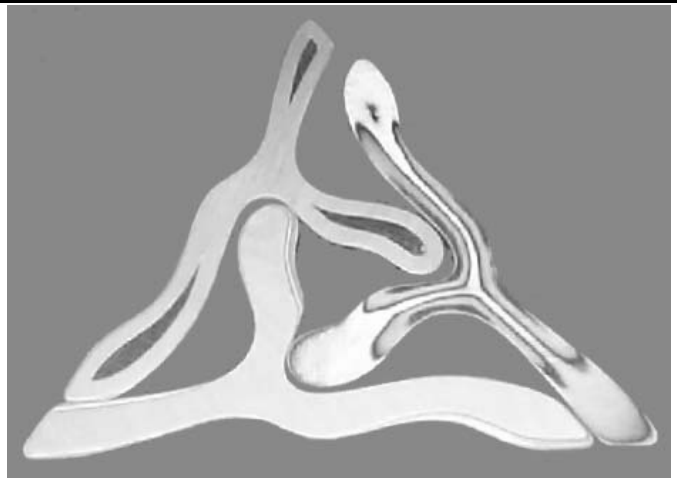
What if I'm going to be on the field by noon on Sunday October 19th, but I don't want to make an entry? You can claim one of the entries that has been sent in, and compete in the throwing part of the Challenge Cup. NOTE: For the purposes of the trophy, the "winner" of the Challenge Cup is the one who makes the boomerang(s). All entries are claimed on a first come, first claimed basis. If you plan to throw, you need to claim an entry BEFORE the design contest ballots are tabulated, or be pre-designated as the thrower of an entry by the maker.

What can I do with this 9"square when I have it? Cut it into as many boomerangs as you want, plane it, file it, sand it, paint it, flap it, tape it, glue it, weight it, twist it, heat tune it, microwave it - what ever is legal with a competition boomerang.

What can and can't I do between events with my boomerang(s)? You may remove or add weight, flaps, rubber bands, Velcro, or other non-structural changes. You may twist or bend new tune into the wings. You may not file, break, drill or otherwise remove wood from the boomerang(s).

What the schedule of events?
 Voting on designs - 9 AM to Noon
 General warm-up – 2PM
 Fast Throw - 3:00PM
 MTA - 15 minutes after Fast
 Catch ends
 Accuracy- 10 minutes after MTA ends

If I plan to throw my own entry, can I bring it or should I send it in? Voting starts at 9 AM. If you want everyone that drops by to vote on it, your entry best be there at 9 AM. Send it in if you want to sleep in that morning.



The winners will be announced on at Sunday's closing ceremony.

The boomerangs shown in this picture are from Jens Krabbe - who won the "Best Use of Wood" in last year's contest.

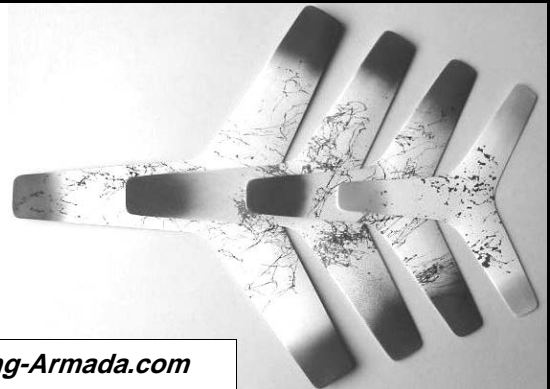
2003 National Expo - Sponsors

COMPLETE COMPETITION WEBSOURCE
 Visit www.BoomerangUSA.org

The purpose of Boomerang USA is to provide an open channel for the natural evolution of the sport of boomerangs. This is your web source for information and resources pertaining to boomerang competition.

D Errp hudqj
D up dqd/OOF

Frp h Iq/ Z lwk X v\$
 The most consistent and durable short-range boomerangs you will ever find!
 Great for demos!!



www.A-Boomerang-Armada.com

A wide variety of handcrafted boomerangs from beginner to competition-grade. Some of the easiest boomerangs to master, and all come with a guarantee of satisfaction - or your money will return!

www.Master-Designs.com/Catalog
Boomerang@Master-Designs.com

United States Boomerang Association

United States Boomerang Association
3351 236th Street SW
Brier, Washington 98036-8421

Phone: (425) 485-1672
Email: MHREditor@master-designs.com



Boomerangs Are Coming Back!

Klingspor Online Catalog offers a 10% discount to USBA Members.

The Klingspor online catalog has offered to give a 10% discount to all USBA members. If you are interested in getting a discount on some of the best woodworking, sanding and finishing products, please send your name, address, and e-mail to Clay Dawson. (C l a y t o n . D a w s o n @ H o n e w e l l . c o m) These names will then be added to the database so you can go online at www.woodworkingshop.com for savings on woodworking tools and materials. You MUST submit your information to receive the 10% discount on the website.

ISSN 1524-2943

USBA CALENDAR OF EVENTS

October 16-20, 2003: Houston, TX - The 2003 USBA National Boomerang Expo at George Bush Park (formerly Cullen-Barker Park):

This annual weekend of boomerang events includes the national championships, distance and craftsmanship design competitions, seminars, speakers, the biggest boomerang auction of the year and boomerang parties! Details will follow in the next MHR. For up to the date info, see the web page at www.usba.org or contact Dave Hughes at

dlhughes001@juno.com or Tony Brazelton at **expo@usba.org**

May 30-31, 2004: St. Louis, MO - Missouri Duals/Gateway Classic. The Annual fun-throw and serious competition held in the St. Louis Area. This weekend begins **Saturday** with the marking of the field, then the **Missouri Duals** followed by Carbo-Loading at the Schlafly Tap Room in downtown St. Louis. The **Gateway Classic** starts *promptly* at **9:00am** on **Sunday morning**. Contact Chicago Bob for more details. chibob@htc.net

Spring 2004: U.S. Team Trials for the U.S. World Cup Team. This will be an open trials, tentatively held in Kitty Hawk, NC - sponsored by Kitty Hawk Kites

To list your event please email
MHREditor@master-designs.com