

Many Happy Returns



INSIDE THIS ISSUE:

<i>10 Questions</i>	3
<i>Tourney Cookbook</i>	4
<i>Team Trials</i>	6
<i>Boomerang Crafters</i>	8
<i>Black Plate Special</i>	10
<i>Skeeter Pattern</i>	14
<i>Boomerang Patent Info</i>	18



All front page photos by Steven Graham

President's Notes:

Here's a few notes on what the board has been up to and other thoughts...

Electronic Memberships:

A number of members have asked if they could receive their MHR, board election ballot, and pay dues electronically. I'm happy to announce that the board has moved forward with this request and approved e-memberships. Members who elect to have an e-membership will receive an email telling them where to download the MHR, will receive board ballots electronically, and will return their ballots to the USBA Secretary, Andy Cross, {andy's email here}. All members may currently pay dues via PayPal from the USBA web site www.usba.org

Boomerang Ambassador Award:

The board has decided to recognize outstanding volunteers each year, this award will be called the Boomerang Ambassador of the Year Award. Three outstanding volunteers will be selected each year by the board and the awards will be given at the National Boomerang Expo. Any USBA member (even non-members) may nominate someone for this award. The board is looking forward to receiving all the nominations, and reading about all the good works people have done to promote our wonderful past-time. Please send your nomination along with a description of why the person deserves the award to Andy Cross (across@telusplanet.net).

Colorado Boomerang Expo:

If you missed this year's boomerang expo – you missed an excellent chance

A LETTER FROM THE PRESIDENT

to learn, build, play, throw, catch, have fun, and meet legends of our past time. DON'T MISS NEXT YEAR'S EXPO!!

I only threw in two events, Long Distance and Accuracy. But there was still so much to do and see I failed to build a boom at the on-site shop and I failed to get one of each of the Armada boomerangs for test throws. I saw Hustonians show up to watch and then were lured from their cars and ended up throwing a boomerang and catching it and taking the boom home. Most couldn't believe what they were seeing but were even more amazed they could do it. It was obvious that the work of Tony Brazelton and Dave Hughes was going to ignite the Houston boomerang community. Maybe the next boomerang Mecca will be Houston!

Membership Rates:

As most of you know already (from reading the last MHR), the USBA has been in a financial slide for the past couple years. There are a lot of reasons the USBA is in this situation and the board is actively looking for permanent ways to solve this problem. One thing the board has decided to do (with great hesitation) is to raise the membership dues rates. The new rates will cover the increased costs of printing and shipping MHRs and the higher costs of insurance.

The new membership rates are as follows:
Full Service Membership: \$20

Electronic Membership: \$15

Full Service International Membership: \$25

Full Service Family Membership: \$35

Full Service Memberships will receive MHRs, ballots, and other USBA communications via postal service mail.

Electronic Memberships ONLY receive MHRs, ballots, and other USBA communications electronically, typically via email or a secure web site.

Family Memberships allow 3 members of a family that reside full time in the same household to have all the rights and privileges of a full USBA member. One MHR will be mailed to a family. Each member of the family will receive a ballot.

All members will be able to participate in USBA sanctioned tournaments and will be able to request USBA event/tournament insurance.

If you have any ideas on how the USBA can fund itself, please forward them along to any USBA board member. Every suggestion will be taken seriously and studied for feasibility.

Tax Deductible Donations:

Guess what? The USBA is a non-profit recognized by the US government. You can make a tax-deductible donation to the USBA. If you would like to target your donation to a special USBA cause like seed money for the Boomerang Expo or to help the US

Boomerang Team, please specify this when you donate. Help yourself and the USBA!

Thank-you:

Thanks, again, to Kendall Davis, our excellent MHR editor. Without Kendall you wouldn't be getting this publication. Kendall can't compile a MHR without your help, so please send your articles, quips, comments, editorials, plans, or whatever else you think others might enjoy reading to Kendall.

See you on the field,
Clay Dawson
USBA President



10 Questions with Tony Brazelton

- By Dave Hughes

Question #1:

How, when (at what age and in what year), and thru whom (if anyone) did you first get into boomerangs?

Tony:

It was 1985 and my 13th birthday. I received yet another way cool birthday present from my Aunt Mary Jo. It was the John Cassidy book, published by KLUTZ Press, which included the Sky-Turn boomerang. I skimmed the book, tried to capture the more important points of the how-to and went to my backyard to give it a toss. My backyard was too small and it hit a tree, but not before it made an unmistakable left turn. I was hooked!

I lost it soon thereafter and then forgot about boomerangs a year. The next summer, I rediscovered the book in my room and I ordered the Omega boomerang advertised in the back. I had great fun throwing that thing on the windy Illinois prairie. It never bothered me that I wasn't very accurate or could never get a catch. I threw that old clunker several times a week until the summer of 1990. I was home from college and rediscovered the Cassidy book in my room yet again. I wrote to the addresses for the USBA and Chet Snouffer's Free Throwers' Boomerang Association, which were printed in the back of the book. Chet wrote me back immediately and included a catalog and a sample MHR. I ordered two booms from Chet, joined the USBA, and my life was changed forever.

I spent way too much of my limited cash on boomerangs over the next two years and had acquired about seven sticks by the time I went to Delaware, Ohio in 1992 for a workshop Chet was doing at Mingo Park. It was the first time I had ever seen anyone other than me throw boomerangs. And it was Chet Snouffer! Talk about an eye-opener!

I came back in August for Chet's tournament but was too insecure to compete. My first tournament was in St. Louis in 1993. I went to five tournaments that year and Chicago Bob took me under his wing and became my mentor. At nationals in Seattle, I finished dead last. But I practiced a lot in the off-season and got lots of great booms and even better ad-

vice from ChiBob, Chet, Gel, Gary Broadbent, Eric Darnell, Doug DuFresne, B-Man and others, mostly over the phone and through letters.

1994 was my breakout year. I had booms for all the events and even took home some trophies at nationals. Trick Catch and Doubling were my best events and I would frequently beat or tie the best of the best in those events. (What happened????) It took me much longer to figure out the other events, especially Fast Catch. That long struggle has grown into a solid relationship of mutual respect and now FC and Endurance are by far my biggest strengths on the field.

A few years ago, I learned that my Aunt Mary Jo gave me the Cassidy book entirely by happenstance. Her daughter Dana (my cousin exactly one week younger than me) was nosing around in her parents' closet and discovered the book and boomerang. She strutted into the kitchen and announced, "I know what I'm getting for my birthday!" Realizing Dana had been snooping, Aunt Mary Jo exacted some punishment by sending the gift to me instead. I have my cousin's curiosity to thank for the most wonderfully fulfilling hobby I could ever imagine. Thanks again, Dana!

Question #2:

You mentioned Chet Snouffer as your first encounter with someone other than yourself who threw boomerangs. That must have been totally awe-inspiring! Were the first real quality boomerangs you acquired made by him, and if so, what models were they? If not, who made your first boomerang besides the two from the Klutz book? Do you still have and throw it or them?

Tony:

In order, as far as I can remember:

#1 Klutz Skyturn (actually made by Stickaround)

#2 Klutz Omega (actually made by Stickaround)

#3&4 Aussie Secret (ACC) & Seabreeze III (AR) by Chet Snouffer #5-9 self-made booms from hobby store 5-ply. I still have the first two booms I ever made. #10-20 Great booms by Gel, Jim Mayfield, Doug DuFresne, and Chitown

I lost the SkyTurn in 1985 and the Omega in 1992 and recently replaced them. I still have the Aussie Secret. Of

the others, some I have lost, some I have given away, and some I still have. None are still in my comp kit.

Question #3:

Speaking of your competition kit, do you make any of your own booms these days, and are any of those in your comp kit? If so, and if I might pry further, what are they?

Tony:

Occasionally I make a plywood boom for a neighborhood kid or just for fun. Most of the boomcrafting I do involves TriFly modifications for my comp kit. In fact, most of the booms in my comp kit are TriFly mods, in large part due to the ten booms I have just for Fast Catch.

Question #4:

So, you like Tri-Fly mod's, apparently. While we're on the subject of competition, what is your favorite competition game, and why?

Tony:

I love all of it, but team play is what really charges me up. Within that arena, I most enjoy 30 Meter Relay, Endurance Relay, and Team SuperCatch. On the other hand, there's nothing like a great game of GLORP, especially when I'm kicking Billy's ass.

Question #5:

Nothing like a little sibling rivalry to get the juices flowing, eh? Have you ever been involved in any other competitive sports? If so, what were they, and is boomeranging your favorite of those?

Tony:

I played a little football in high school. I wish I had participated in more high school sports. I really wanted to but I felt peer pressure to snub athletics in favor of academics. If I had it to do over again, I would have played four years of football and tried my best at track and wrestling. In college I played a lot of intramural flag football, which I loved. At the same time, I was getting pretty serious into boomerangs and I never looked back. I also run. I have run some half-marathons, but I prefer 10K races. I like trail races the best. My times are nothing to brag about, but I really enjoy the challenge. Five minutes of Endurance is pretty insignificant if you're accustomed to running 6.2 miles up wills, over roots and boulders, and

(Continued on page 7)

Tournament Cookbook - Recipe 1. Get and Keep the Media on your side.

Tips For Working with the Media

1. Identify Your Audience
2. Issue a Press Release
3. Create and Maintain a List of News Contacts
4. Build Good Relationships with Journalists
5. Use New Technology to Your Advantage
6. Save Your News Clips

Those of us who seek to publicize issues but don't have lavish advertising accounts must rely on free media to get our message out to the public. Below are some tips on how you can successfully gain free media coverage.

1. Identify Your Audience

First look at who are you trying to inform or persuade, and then identify which media sources are most likely to reach that audience.

For example, if you're going after a young audience, focus on radio stations, weekly newspapers, campus media, local T.V. news, the Internet and MTV. If you want to persuade or inform the "elite" decision makers, then go after big daily newspapers and editorial boards and public radio.

If you want to reach a certain geographical area, then go after all media in that area - TV, radio, local publications - magazines, newspapers (even the tiny ones), and weeklies.

2. Issue a Press Release

A press release should always be available at events (e.g. tournaments), and should list, at the end, the names, titles, and phone numbers of the press contact as well as those available for interviews. The best way to get your message across is to put it in writing.

Press releases should be brief - try to keep it under two pages. The top of the release should state if the release is "immediate" or "embargoed", and underneath, the release day and date. Also at the top should be one or two contact names and phone numbers. There should

be a headline that clearly states the issue you are addressing: "TEAM USA RETURNS WITH BOOMER-ANG WORLD CUP" is a good example. The headline should include action verbs, to draw the journalist's attention.

The first paragraph should be just one or two sentences, expanding on the headline. The second paragraph should be a quote from a leader of the cause, that provides the "spin" you want in the story. The third paragraph might explain the history of the sport or event, and other background information. Straight information should be stated, while opinionated material should be delivered in a quote from someone. Generally, the release should read exactly how you hope the news story in the next day's newspaper will read. Try not to have too many different people quoted in a release - it gets confusing. At the end of your release you should type "-30-" or "#####" in the center of the page - this tells reporters that they have reached the end of your release. If there's more than one page to your release, type "-more-" at the bottom of the page.

3. Create and Maintain A List of News Contacts

If a reporter takes an interest in or covers your cause or issue, be sure to keep track of his/her information: get their name, email address, fax and phone numbers, and the name of their media outlet. Find out what his/her beat is at their news organization. Create a computer database of contacts, and maintain it. Respect the fact that journalists may not want you to widely circulate their contact information, and don't set them up on an automatic fax or email list unless they have clearly indicated to you that they wish to be placed on your distribution list.

4. Build Good Relationships with Journalists

Journalists will respect you and your cause if you are courteous and professional with them. If a reporter has covered your issue in a favorable way,

call and thank them for the coverage. You should also call them if they've reported inaccuracies - but be polite about it. Call journalists you know with tips about issues other than yours that you think may interest them. Don't ever call a reporter close to deadline - 5:00 p.m. - and if you have to, ask them if they're on deadline. It's always good to start a conversation by first identifying yourself and your affiliation and asking a reporter, "Do you have a minute?"

Professionalism and courtesy will increase your credibility with journalists.

5. Use New Technology to Your Advantage

These days, more and more people have the tools needed to produce the same quality of media work that big PR firms have - all it takes is a computer, fax, and/or fax modem. Use a fax modem to create a fax media list - this will cut back on your time considerably. You can even schedule your faxes to go out in the evening, when the rates are cheaper. The Internet and other online services offer a whole new world of publicity that avoids the mass media altogether. Find the email lists, newsgroups, and forums for your audience, and participate in them.

Archive all your news releases on a Web site. Send out your releases in different formats - fax, paper, email - it helps get your message across when reporters see it more than once.

6. Save Your News Clips

When you do get coverage for your cause or issue, be sure to save your news clips. Paste them up with the date of publication and the news outlet clearly identified. Make copies and send them to the people you are hoping to influence. The nicer your clips look, the more likely they will be read, so be sure your copies are neat and easy to read.

You can also re-publish your news articles on the Web - but be sure to ask permission first. Some journalists may help you obtain permission from their publishers - it never hurts to ask, but remember: ask politely.

Boomerang Clubs

(and online forums, open shops for instruction, etc.)

Contact info for boomerang throwers around the USA

ONLINE

BOOMERANG TALK - Your one-stop, non-stop online boomerang club. Keep up to date on the latest info and chatter from the boomerang world. Join at: <http://groups.yahoo.com/group/BoomerangTalk/join>

USBA_info - This is a USBA members only group for the online discussion of issues. This group is closely monitored by the Board which makes for an "open door" policy for complaints or concerns. Join at: http://groups.yahoo.com/group/USBA_info/join

Other (local) boomerang discussion groups are available at YAHOO! <http://groups.yahoo.com> - search "boomerang".

ARIZONA

Desert Ranglers

Mark Weary & Don Monroe
4026 East Cholla Canyon Dr.
Phoenix AZ 85044
(602) 759-3973

COLORADO

Richard Pollock-Nelson (Colorado Boomerangs)
2530 S Ouray Way
Aurora, CO 80013-1576
(303) 368-5933

CONNECTICUT

The Wandering Nutmeg Boomerang Society

Paul D. Sprague
782 Boston Post Rd.
Madison CT 06443
(203) 245-8211

FLORIDA

The Orlando Boomerang Club meets every Saturday morning at 9:00 to throw boomerangs at Memorial Middle School. For more information please contact Cookie (teamgel@cfl.rr.com) or Mike Hudkins (Fatfinger@cfl.rr.com)

Flite Stix Boom Slingers

Rich Surace
855 E Crisafulli Rd.
Merritt Island FL
(407) 452-3963

ILLINOIS

Rock Island - Kendall Davis has a fully stocked boomerang shop with several materials to choose from and virtually any crafting tool you may need. *If you make it, you take it!* There is also a guest bedroom for use and the greatest cook in the Midwest prepares the meals. Ph. 309.793.9885 or send e-mail to boomerang@master-designs.com

INDIANA

Indianapolis Boomerang Club

Tony Brazelton
1184 Barrington Dr
Greenwood IN 46143
(317) 883-2334
brazelami@yahoo.com
<http://www.usba.org/chapters/indyboomclub>

MINNESOTA

Minneapolis/St Paul - Boomerang Organization Of Minnesota (BOOM)

<http://www.uboomerang.org>
current record-holder for most tournaments hosted in a season!
Contact Stuart Jones
circlestixstuk@webtv.net
651-228-1393
The Twin Cities Summer Series of Boomerang Competitions runs weekly through October on Saturdays at 3:00 pm, at Como Park (softball fields across from the pool, on Horton) in St. Paul, MN. beginning the 1st Saturday in May.

NEW MEXICO

Sandia Boomerang Club
Steve Sanders
10408 Woodland, NE
Albuquerque, NM 87111
(505) 294-8842
<http://homepage.mac.com/boomerangs>

OHIO

Canton - Gary Broadbent's boom shop and field next door. One of the most prestigious shops in the country, fully outfitted with materials for making all types of boomerangs. Featuring prolonged boomerang-making sessions followed by 3 am grilled cheese sandwiches, surrounded by one of the world's most extensive collections of boomerangs. Call Gary at (330) 492-RANG to inform of your arrival.

Delaware - Gregg's Boom shop and field down the road. Stop in, make and throw some booms and sign the guest book. Nightly drink specials. Call Gregg at (740) 363-4414 or email at boomerang@columbus.rr.com

TEXAS

Republic of Texas Boomerang Society

(TexBoom Yahoo! Group)
Dave Hughes
1818 Cotton Mill Ct.
Richmond, Texas 77469
(281) 341-0934
dlhughes001@juno.com

PENNSYLVANIA

Allentown - Dave Hendricks
"P/NJ Boomerang Group"
1086 E Gordon Street
Allentown, PA 18103-2208
(610) 434-7305

VERMONT

Vermont Boomerang Association
Paul Gustafson
South Burlington, VT
(802) 859-3430
paul@vermontboomerang.org
<http://www.vermontboomerang.org>

Submit or update your listing by sending e-mail to the editor at: MHREditor@master-designs.com

Seattle Fall Tournament Report

We had the 3rd Annual Seattle Fall Boomerang Tournament at Meadowbrook Farm in North Bend WA.

Fifteen northwest throwers took part. The tourney, also known as the Pastural Tourney - took place on an organic grass pasture in a nature/farm preserve ala many European tourneys as reported by the world travelers Steve and Suzanne. The field was beautiful but irregular making running somewhat challenging. To accommodate the conditions and the fact that the high grass and irregular ground took all 350 pounds of lime for the one full tourney circle (paint being a no on the organic pasture) we played 4 individual and 3 team events plus GLORP. In the interests of time and safety, Endurance and Trick Catch were not contested.

The weather cooperated with

overcast but rainless skies and largely light winds. Mist and rain at times shrouded the tops of the surrounding mountains, and a small herd of elk graced the eastern edge of the field adding to the natural beauty of our environs.

Scores for the individual events are attached. Betsylew Miale-Gix was First, Billy Brazelton Second, with Steve Kavanaugh, Will Gix and Daniel Bower tied for Third in the advanced division. Rich Louie captured the Novice title.

Team play consisted of 3 five person teams. Team Charlotte's Web - Steve Kavanaugh, Suzanne Ragan Lentz, Daniel Bower, Will Herlan and Dane proved the essence of radness prevailing in Position, Team Hackey Catch, and Team Haccuracy to outduel FOAD - Will Gix, James and Pearce Stickney, Jens and Betsylew in second place and Team Dreaming of Lumpy Elk Poo - Billy Brazelton, Michael Gel Girvin, Doug Dufresne, Richard Bower and Rich Louie in third.

There were several classic moments including two of the best Haccuracy scores in the history of the event - 419 by Team Charlottes Web and 417 by Team Dreaming of Lumpy Elk Poo (dwarfing a respectable 324 by FOAD).(FYI - the name of Team Dreaming of Lumpy Elk Poo was inspired by the droppings of the majestic elk which, along with that of several other of natures creatures, adorned the field)

The day ended with a rousing game of GLORP which all 15 throwers participated in. All throwers, including two throwers in their first tournament - Dane and Jens - made multiple rad catches. In the end Steve Kavanaugh out-dueled Billy Brazelton for the title of head trickster. Excellent Michael Gel Girvin GLORP trophies, hand crafted by Michael and the Bowers, were awarded to all Glorpsters.

This was a good day to boom.
TD Betsylew Miale-Gix

Dear U.S. Team Members,

I have some good news I want to share with all of you. Most of the details for the Team Trials have been worked out. The 2004 United States Boomerang Team Trials will be held in Seattle, Washington, tentatively, March 24th – 28th, 2004

We are waiting for the University of Washington to finalize the schedule for the field, which makes the date tentative. I'll be contacting you again, within two weeks, when the date is rock solid.

Here are the Details:

When: tentatively, March 24th – 28th, 2004

Schedule(tentative):

Wednesday March 24th – line the field practice

Thursday March 25th through Saturday March 27th – Team Trials
Sunday, March 28th – make up day

or fun day,

Sunday will be used for a make up day if one other day gets rained out, don't plan to travel until late Sunday.

Where: University of Washington Intramural Fields, Seattle, Washington.

What will provided: Free housing and lunches each day of the trials.

What do I need to bring: A sleeping bag, towel, your throw kit, your skills, and a good attitude.

Who do I contact:

Clay Dawson
16921 NE 19th Pl.
Bellevue, WA, 98008
clayton.dawson@honeywell.com
Phone: 425-643-6298

When and Where are the World Boomerang Championships:

The 2004 Boomerang World Championships will be held in Charleville-Mézières, France: July 12-21, 2004.

One Team, One Cup Philosophy and Mission of the

United States Boomerang Team

The US Boomerang Team is composed of throwers who subscribe to the belief in the One Team, One Cup philosophy. All throwers on the Team are like family, all working towards the goal of creating an environment of love, empathy and complete commitment to each other and the goal of winning the Cup.

All throwers on the Team are expected to excel and grow in the key areas needed to create a great boomerang team. These areas include physical, mental, emotional and spiritual growth and solidity, as well as the ability to accept at all times what is best for the Team. Members of the US Boomerang Team are expected to hold to the highest standards of professional sports manners on and off the field, and are encouraged to think of themselves as representing themselves, their Team, and their country.

The US Boomerang Team identifies

and encourages new and young throwers to try out for the Team. All who are serious about making a complete commitment to the Team and have the means to attend the next World Championship are welcome at US Team Trials, scheduled for March of 2004.

Structure of the Trials

The Structure of Trials will be handled nearly exactly as it was in 2002.

France is allowing a maximum of 12 throwers per country, so we will be sending a Team of 12 composed of two squads of six.

On the first day all throwers will make a random draw from the hat for their Squad designation. Each squad will be composed of six throwers. Every thrower will participate in EVERY event. Cumulative scores of throwers after the first day will determine standings and squad assignment for the second day. First squad will get the yellow jerseys to continue the Tour de France concept.

After end of second day, cumulative scores of BOTH days will determine the position and squad assignment of the thrower for the final day. Cumulative scores of ALL three days will determine the final Team, composed of two squads of six throwers each, a total of 12 throwers on the Team.

Any day missed by a thrower will amount to worst possible scores for ALL events, and these scores will be added to their cumulative overall final score. No exceptions will be made.

Team Days will be back to back, three days in a row, with an optional Fun Day on the fourth day. Fun Day will also act as the makeup day for any of the Team days that are missed due to weather or any other unavoidable delay.

Now for the financial stuff:

Bottom line is that we ALL have to pay up in order to go to Trials. We knew this was coming and now we know how MUCH we need to pay. The bad news is everyone has to pay \$305 to go to Trials. That's your cut of the \$4,575 deposit the Team has to make by Jan 15, 2004, and it will ensure that we make the deposit on time. This is the ONLY way we can do this, folks. The only way.

The GOOD news is that if you don't make the Team, you get the money back at the end of Trials. All of it.

The USBA and the US Team Coaches want ALL of you to come to Trials. It will be a life-changing experience for you and make you a better thrower. We hope you can make it. OK, here's how it is going to work.

Each person's deposit payment must be received by the USBA Treasurer no later than December 31, 2003 as the funds must be deposited in the USBA account in time to clear before the wire transfer to France.

Please make checks payable to "USBA" and mail them to:
Betsylew Miale-Gix
3351 236th St. SW
Brier WA 98036-8421

Sincerely,

Clay Dawson
USBA President

(Continued from page 3) 10 Questions through streams, in the snow.

Question #6:

Give us a brief biography, if you would. For instance, are you married, have kids? What is your profession or occupation? Where do you live? Do you have pets, and what are they? You know... all that, and anything else you'd think the readers would be interested to know about you.

Tony:

My wife Tara is an astoundingly beautiful, smart, goofy woman. My son Joey was born four days after 9/11 and is a constant reminder to me of the more beautiful, more constant things in life. I have a German shepherd named Sully and a cat named Carrie. All of the above throw and/or catch boomerangs.

When I'm not throwing boomerangs, I am a neuroimmunopsychopharmacologist. That is, I am a scientist who studies the effects of drugs on the brain, the immune system, and behavior. Currently, that means trying to discover a cure or effective treatment for Alzheimer's disease. I'd say we're 3 to 100 years away from a cure.

I live in Greenwood, Indiana, a suburb of Indianapolis, which is just about equidistant from St. Louis and Delaware, Ohio.

I grew up in Oakwood, Illinois, a small rural town near the University of Illinois, with four siblings (in order from oldest to youngest: Tina, Tony, Billy, Jimmy, Eric). Our parents were strict and demanded perfection, which is probably the origin of the competitive streak we all share. Billy and I channel that in the direction of boomerangs. Tina and Jimmy are in the performing arts (much more competi-

(Continued on page 20)



U.S and International boomerang manufacturers and supplies

United States

A Boomerang Armada

Jack Claycomb
A-Boomerang-Armada.com
P O Box 41431
Houston, Texas 77241
713.937.9105

Airfloat Boomerangs

Kevin Asbey
P.O. Box 6734
Saint Paul, MN 55106
Telephone: 612-237-6625
www.airfloatboomerangs.com
Airfloat@usjet.net

Betwil Boomerangs

Beginner, intermediate, & comp
Booms, refrigerator magnets
Will Gix & Betsylew Miale-Gix
3351 236th St. SW
Brier, WA 98036-8421
betwil@att.net

Boomerangs by Ted Bailey

Flight Toys
Ted Bailey
P. O. Box 6076
Ann Arbor, MI 48106
(734) 971-2970
tbailey@ic.net
http://flight-toys.com
Atlats, bolas, slings, flying rings
and of course competition, sports and
collectable boomerangs

The Boomerang Man

Richard Harrison
....giving fast, personal service since
1975....over 70 types of boomerangs from
around the globe. Order your FREE CATA-
LOG sent via mail.
http://www.theboomerangman.com

BVD'Rangs

Dave Hendricks
1086 East Gordon Street
Allentown, PA 18109-2208
610-434-7305
bvdrangs@enter.net
www.bvdrangs.com
15 different models in plywood and plastic.
Also hardwood lap-jointed
Boomerangs

Circle Stix

demos, workshops, info phone or fax
Stuart Jones
195 E. 5th St. #605
St. Paul MN 55101
(651) 228-1393
circlestixstuk@webtv.net

Colorado Boomerangs

Richard Pollock-Nelson
2530 So. Ouray Way
Aurora, Colorado 80013
1-800-35-RANGS
www.coloradoboomerangs.com
Colorado Boomerangs offers 31 models that
will not only blow you away, but keep com-
ing back time after time.

Bullseye Boomerangs

Brett P Reish
RR#1 Box# 1349
Stroudsburg, PA 18360
(570) 421-1720
Bullseye@noln.com

Flying Frog Boomerangs

Tom Conally
1320 Cherry Drive
Burlington, NC 27215
336.584.4046
14 models hand made and painted sport and
fun boomerangs.
http://fly.to/boomerangs
conally@netpath.net

Kalmanson Boomerangs

Kalmanson reversible art boomerangs
Neil Kalmanson
766 Old Nunez Rd.
Swainsboro GA 30401
(912) 237-7831

Master Designs Boomerangs

Kendall Davis
932 21st Street
Rock Island, IL 61201
(309) 793-9885
http://master-designs.com/catalog
boomsmith@master-designs.com

TBoomz

R. Foust
P.O. Box 146
Whitsett, NC 27377-9744
336-697-1279 evenings best
six models, just recreational [no competi-
tion] mostly baltic birch plywood and solid
wood

Graham's Boomerangs

Steven Graham
924 Yale Dr.
Bartlesville, OK 74006
(918) 333-0730
grang@bartnet.net
http://www.bartnet.net/~grang/
Personalized boomerangs and
didgeridoos made by artist Steven Graham
"Dr. Fred"
Fredric A. Malmberg, DPM
1545 East Market Street
York, PA 17403
(717) 848-4601
fmalm@pol.net
Top line rare wood lapjoint boomerang
maker; usually made to order, and priced
accordingly.

Leading Edge Boomerangs

Chet Snouffer
1868 Panhandle Rd
Delaware, OH 43015
Phone/Fax: 740-363-8332
email: leadingedgechet@columbus.rr.com
www.leadingedgeboomerangs.com
Home of Chet Snouffer, 12-time National
and 3-time World Champion! Web sight
offers a wide variety of boomerangs and
related products, as well as contact info for
arranging speaking and motivational en-
gagements with Chet, the Jet!

Roundtrip Boomerangs

Gregg Snouffer
340 Troy Rd
Delaware, OH 43015
Phone: 740-363-4414
boomerang@columbus.rr.com
Making quality beginner to comp boomer-
angs since 1986. Retail and wholesale or-
ders of wooden boomerangs and plastic
Tantrum three-bladed indoor and backyard
boomerangs. Can do large quantities and
commercial orders.

Whishhbone Boomerangs

John Villagrana
P.O. Box 2393
Santa Fe Springs, Ca. 90670
whishhbone@email.com
http://whishhbone.freeyellow.com
traditional boomerangs hand crafted from
Finland Birch plywood

**The USBA provides this listing as a
free service for members. For your own
free listing on this page, email your
info to Kendall Davis at
boomerang@master-designs.com**

International

Jeff Lewry - Australia

www.users.bigpond.com/jefflewy/
A variety of information about boomerangs. The boomerang page includes history and stories that are fascinating.

Bumerangue.com - Brazil

Ricardo Bruni Marx
Estrada da Fazendinha, 4619
Carapicuiaba - SP - Brazil
Tel: (55) 11 7856-1440
Fax: (55) 11 4169-7551
Http://www.bumerangue.com
webmaster@bumerangue.com

Georgi Dimentchev - Bulgaria

http://monsie.wanadoo.fr/dimana_boomerangs/
Georgi is one of the most innovative composite MTA makers in the world. See his entire line, which are readily available .

Wallaby Boomerangs -Canada

Stéphane Marguerite
5026 Cartier, Montréal, QC, H2H 1X5,
CANADA
Tel: (514) 597-1333
Fax: (514) 597-2281
www.wallabyboomerangs.com
info@wallabyboomerangs.com
Sport boomerangs for beginners to experts

Jens Krabbe - Denmark

Ringkøbinggade 15, 4.th.
DK-2100 Copenhagen
DENMARK
+45 3543 4475
Jens.Krabbe@sas.dk
http://www.geocities.com/JensKrabbe/
booms/mine/designs.htm
Small and light booms in 4mm plywood.

REDI - Deutschland

Dietmar Reinig
Holz- und Kunststoffvertrieb
Hohlweg 7
64686 Lautertal
Germany
Tel: +49 6254 1593 Fax: +49 6254 842
mail@rediboom.com
http://www.rediboom.com/englisch/
your partner in boomerang sports.
All you want for boomerang sports.
Wood, Plastics, boomerangs, blanks, DIY
kits, constuction plans, literature, a detailed
history, throwing instructions, how to build
boomerang, etc.

USBA Membership Information

All membership dues should be paid by check or money order in USD\$. Make checks payable to USBA.

USA membership gets you four printed issues of MHR and are \$20 per year. E-Membership (Download MHR in PDF format) is \$15. Family membership (three competitors in the family covered by USBA insurance - one MHR per family) is \$35. Annual international dues (Outside the US 50 states and territories) are \$25.

Check your newsletter label for the MHR issue # when your membership expires. Membership status questions or missing newsletters should be reported to Betsylew Miale-Gix, the editor, or any board member.

Circulation: 500 USA and International. Published by the United States Boomerang Association, 932 21st Street, Rock Island, IL 61201

Advertising Rates: Full Page: \$100, Half Page: \$75, 1 column: \$50, Half Column: \$30 You can pay for advertising online at USBA.org/Store using a credit card or directly from your PayPal account. Payments to finance@usba.org



Save Trees for Boomerangs!

The Boomerang Man

Http://www.theboomerangman.com

Membership Application

Copy this page and carry extra copies of this form in your boom bag to hand out!

Check: New Renewal

Name _____

Address _____

Address 2 _____

City, State, Zip _____

Phone (optional) _____

Email (optional) _____

USBA Sponsor's name _____

New members & renewals: send completed form and \$20 (\$25 overseas) with check or m.o. payable to USBA to:

USBA Membership
3351 236th Street SW
Brier, Washington
98036-8421

Comments on newsletter content, and submissions for inclusion should be sent to the editor at the address below. The editor reserves the right to edit all material. Inclusion is not guaranteed.

Kendall Davis - MHR
932 21st Street
Rock Island, IL 61202
309.793.9885
MHREditor@master-designs.com

Please **DO NOT** send membership payments to this address!

Black Plate Special, The not so sticky story of making carbon fiber sheets.

By Clay Dawson

The story:

Sometimes memories can come back to haunt you, other times they are a blessing. My story of building carbon fiber plate started with one of those blessing memories. Quite a few years ago I worked for a large aerospace company. One of my coworkers was taking a composite class to learn to build surfboards or kayaks. He was pretty excited about the whole class and would give us class highlights every morning. He explained what pre preg (preimpregnated – a fiber that was impregnated with epoxy) composites were and said that Boeing Surplus sometimes had prepreg and that if you were a student in the class you could ask the instructor to set aside scraps of this wonderful material to use in projects.

Fast forward a bunch of years and Dan Neelands, Will Herlan, Andy Cross, and I am discussing the best materials for building long distance booms. Dan Neelands was emphatic that the best material was carbon fiber plate(or sheets). You could use the carbon fiber sheets the same as G10/11 or phenolic. Too bad carbon fiber sheets were expensive and not all of them are as stiff as they could be for LD booms. Then Will Herlan says, "Too bad we can't find some prepreg, we could lay up sheets the way we want." A light went off in my head. Hey, I knew exactly where we might get some prepreg. And Will knew how to deal with it.

I made a few phone calls to Boeing Surplus and learned that they do get the occasional load of prepreg to sell. I got the list of materials I'd need lay up and bake the sheets from Will. Luckily, we

have an electric pottery kiln. Too bad the kiln goes up to 1200 degrees but was hard to control by hand, BUT, kiln controllers will do the job nicely. It's just money and new gadgets, so after a visit to the pottery supply store I had a way to bake our plates. After that, it was a matter of buying the prepreg from Boeing Surplus, cutting the wacky looking scraps into the correct shape and orientation, laying it up, putting a vacuum bag over the whole thing, and baking. Easy!

The material:

The prepreg carbon fiber materials we got were bidirectional (woven cloth with strands at 90 degrees to each other). Prepreg already has the epoxy mixed with the carbon fiber cloth so you don't have the extra step of mixing up epoxy and putting it with the fabric. The epoxy cures when it is heated to 250 degrees Fahrenheit. There is minimal excess epoxy to leak around and make a big mess. The material feels like leather and you can cut it like leather, but it wears out your scissors on a single sheet. On the top and bottom of the prepreg was a plastic film which kept the prepreg from sticking to itself in a roll, and which had to be removed prior to lay-up. Once you've used prepreg it's hard to go back to mixing liquid epoxy again, the prepreg is SO much cleaner to work with.

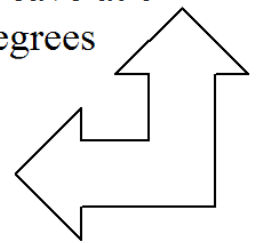
Cutting:

The scraps we got from Boeing Surplus were like any material scraps from a sewing project, only really BIG. So we had to pick through the material, to find a piece that was big enough for our templates (we made wood templates to make marking and cutting easier, the

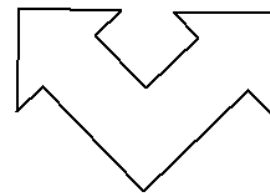
template was made to fit in our kiln). Boeing would sell us the material by the pound at a very good price (the only reason we could afford to make the sheets, full rolls of prepreg are many thousands of dollars). Our templates were rectangular. For a good lay-up we need material that had the main direction of the weave in the same direction as the long length of the template AND at 45 degrees from the long direction.

Like this:

Weave at 0 degrees



Weave at 45 degrees



Will and I would spend a couple evenings cutting all the scraps into rectangles

and squares (for the smaller pieces) and triangles (for the really small sheets). We always wore gloves when handling the prepreg, not because it was sticky, but to keep the epoxy off our skin. You really don't want long term (or short term) exposure to epoxy, you can build up an allergy to the stuff.

We also managed to get a few pairs of EC Cutter electric scissors from Boeing Surplus. These scissors are made to cut composite materials, and made cutting the prepreg a ton easier. You can find

these scissors on the web, just search for EC Cutter.

Layup:

This section is where all the secrets about how to make the plates really really stiff.

After cutting out all the rectangles, squares, and triangles, we would then figure out our lay-up schedule. Every time we made a batch of plates our lay-up schedule was different based on the number of rectangles we had at 0 degrees and 45 degrees. We'd count them all up, figure out how many plates we could make, what thickness' to make the plates, then figure out the lay-up schedule.

Here's the secret part: The lay-up must be reflective about the center of the sheet. That is, if you were going to do a 5 sheet lay-up, you'd lay it up like this:

0, 45, 0, 45, 0

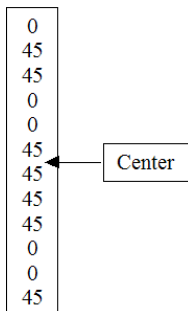
if we had a ton of 0's and just a few 45s, we'd lay it up like this:

0, 0, 45, 0, 0

The idea is that from the center going towards the edges you have the same pattern of 0 degree sheets and 45 degree sheets. This balances the forces from the layers of material and keeps the sheet flat.

So for a 14 layer sheet (these were about 3.5mm thick) we'd lay it up like this (well, maybe, if we had the right mix of 0 degree sheets and 45 degree sheets): 0, 45, 45, 0, 0, 45, 45, 45, 45, 0, 0, 45, 45, 0.

Here's a picture to make it more clear, maybe:



After figuring out the lay-up schedule, we'd stack the sheets up so we could easily grab a stack and lay it up. The first step in the lay up process was to get the

first sheet of carbon down, then carefully lay the next sheet on it, using a plastic squeegee to press (or scrape or push) all the air out to the sides. Then keep adding sheets until and getting the air out until all the layers were in place. Now the fun really started, we would bag and cook the sheets.

Bagging:

Will and I used a envelope bag. Which means that our bag made an envelope all around our sheets and the 1/8" aluminum sheet we used to keep the sheets flat as we cooked it. The 1/8" aluminum sheet acted like a cookie sheet, and made the bottom flat. Envelope bagging also allowed us to cook two sheets of carbon at the same time, one on each side of the aluminum "cookie sheet".

A side view of our lay-up is:

- Bag
- Blotter material – this made the vacuum press evenly across the whole sheet
- Teflon sheet – this kept the sheet form sticking to the blotter material
- Layers of carbon – the top sheet
- Teflon sheet – this kept the carbon sheet from sticking to the aluminum cookie sheet
- Aluminum cookie sheet (1/4" thick)
- Teflon sheet – this kept the carbon sheet from sticking to the aluminum cookie sheet
- Layers of carbon – the bottom sheet
- Teflon sheet – this kept the sheet form sticking to the blotter material

- Blotter material – this made the vacuum press evenly across the whole sheet
- Bag

Some notes on materials and tools used:

Bagging material, high temperature normal bagging material will melt at above 100 degrees F.

Blotter material, high temperature, normal blotter material will catch on fire or melt at high temps.

Teflon sheets

Mastic – high temp, a glue that was very sticky and would glue the bag sides together.

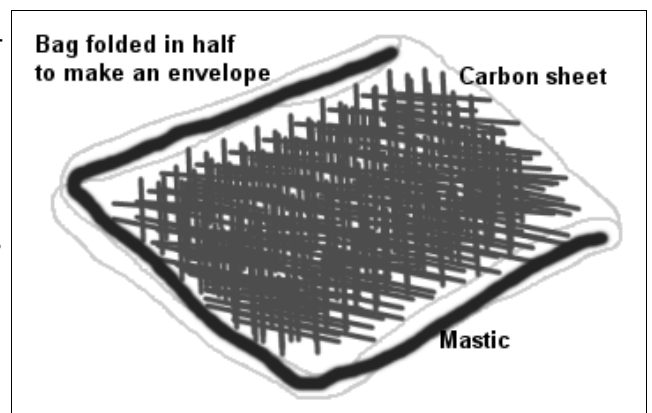
Vacuum sniffer, yep, high temperature too, this gets the vacuum from the vacuum pump inside the bag. It has a braided hose that will not collapse due to heat, and an end that goes through a hole in the bag and seals the bag around the hole.

Vacuum pump, I got a Gast continuously running pump, look for them on ebay.

I got all the high temperature materials from Heatcon (www.heatcon.com). They only sold most things in 5 yard minimums, but even with that restriction, it seemed cheaper to buy it from them than the non-high temp materials from most composite shops.

Here's a drawing of what the bag looked like:

(Continued on page 12)



(Continued from page 11)

Cooking:

The secret to cooking is slow cooking. We would use the kiln controller to increase the temperature in the kiln by 1 degree per minute to 100 degrees. Then we'd hold 100 degrees for 15 minutes. Then run the temperature up to 250 degrees by 1 degree per minute, hold that temperature for 1 hour, and then turn the kiln off to let it cool over night. Luckily for me our kiln was outside, so the noise from the vacuum pump running all night long wouldn't keep us awake. The slow rise in temperature allowed the epoxy to gel slowly with a vacuum on it to squeeze out all the remaining air.

Conclusion:

Commercial carbon fiber sheets are very well made. They are also very expensive. Depending on the source, the sheet may be very stiff or flexible. The sheets we made were very stiff (maybe due to the quality of the prepreg we were able to obtain). The cost for the sheets we made was significantly lower than buying the same sheets commercially, in fact, to buy 2 sheets commercially cost the same as making the first 5 sheets. Including the vacuum sniffer. It was worth it, plus I learned a ton about composites.

End of Story:

Boeing is out of the business of selling prepreg carbon. They just couldn't make any money selling it. So Black Plate Special (what Will and I called our plate making operation) is no longer making plate. I am considering making plate from carbon cloth and epoxy, but that is very low down on my project list.

Sacred Heart School – Computer Aid Inc Educational Programs

I have been very fortunate to belong to a group of volunteers at the company I work. My employer, Computer Aid Inc, has partnered with an Allentown inner city school; in an effort to improve the education the students receive at the school. We are involved in a number of projects including the Email Buddy Program, Summer Reading Program and a tutoring program throughout the school year. My involvement started in 2002 when I became an email buddy. I was matched with a 7th grade boy and was required to email him once every week, and he would reply once a week. Our first emails were very general in nature until I wrote him about my interests in boomerangs. After that, there had to be weekly updates on new boomerangs I obtained and new designs I was working on. In May of 2003, I finally got to meet my email buddy at an end of term social held at our main office. Fortunately several co-workers know of my boomerang interests and relayed that to the committee setting up the function. I was asked, and agreed to bring boomerangs to teach the students how to throw. During the two hour social, I got to show about 50% of the students (and their email buddies) how to throw. Considering that other activities were available, I was very pleased with the turnout for my lessons. In addition, my buddy learned to throw and assisted me during the program.

Because of the success from that outing, I was asked to participate in the summer reading program. I had thought they wanted another demo but instead wanted a class. This year the summer program was two hours, twice a week, with it being 20 minutes of computer time, 50 minutes of reading and 50 minutes of math. I was asked to try and put together a two-day program that would mix reading and math or science, along with a chance to do something on the computer. I said "no problem", and then went into panic mode to try and come up with my curriculum. The science part was easy. I used the PowerPoint presentation by Tom Connolly entitled "Boomerangs, Science or Magic?" That does a good job of explaining how boomerangs work. Next I started to put together an "Internet Scavenger Hunt" containing questions about boomerangs, which could be answered by searching on the Internet. That took care of the computer lab time they had scheduled.

Reading became a bigger problem. There isn't much to read about boomerangs that is very story like. I decided to dump the boomerang aspect and jump into Aboriginal Dreamtime stories instead. I had a recording by Paul Taylor about "The First Sunrise". That was a start. Some serious searching on the Internet yielded about 15 or more stories that looked usable. It looked like my class could actually work out. I put together some math questions about boomerangs and guessed I had enough stuff to try day one.

On the first day, a Thursday, the regular volunteer teachers brought me their classes for the full two hours. Usually the "tutors" do either reading or math, but not both. Different volunteers normally handled the computer labs but I was now going to "do it all". I ended up with the students recently completing 6th and 7th grades. All the students attending volunteered to attend the summer programs. Some did not need the additional help, but others really did need it. The class sat down and I introduced myself, and had them do likewise. I was in immediate trouble because I knew that I could not remember all their names. I started to mark their names on a paper, along with where they were sitting, hoping I could make it through class. I brought in a stack of modern boomerangs, throwsticks, didgidoos and bullroarers. I let the class handle them and even try to play the didges. It was then we got down to some serious work.

I started the reading session first. We began by listen to "The First Sunrise". The students listened carefully and I asked questions later. They had a good grasp of what the story represented. Next I got out a series of dreamtime stories to read. Much to my surprise, the students were ready to read aloud! I had them share the duties, and each one only read a few paragraphs. We completed the first story and again had a question and answer session. They again seemed to retain much of what they heard and read.

The Weekly Boomerang Throw: Returning to Basics and Cutting a New Groove -Steve Kavanaugh Sept 21, 2003

Brazenly cutting a 43-meter arc Too Close to the three soccer players who drift closer with each kick, C, Thomas Kerns defines Our Space with his old-school Gel Madonna.

"Watch it Tommy!" I yell at him.

"They saw it", says the Evergreen State College graduate and veteran boomerang thrower of 18 years. With a loud, "Heads Up!" the 6'3", 250lbs, Tom-inator launches another long one, out and over the soccer boys who's wide eyes track the vintage Gel boom. Gracefully hovering, it floats all the way back to his stylish one handed flying 360 eagle catch, just a few meters from where he threw the boomerang. Half an hour later, all three soccer players have caught a boomerang that they threw.

It's been about one and a half years, but some Friday afternoons we still have to fight for our space. We are expected every week now, but we don't have a permit for solitary use of the Greenlake Ball Fields. So, we share the big field with a variety of: co-ed volleyball games, baseball and soccer leagues, lacrosse players, pickup games of all types, picnic lunches, teenagers making out in the grass, ultimate frisbee games, and some rad freestyle frisbee players. We are equal opportunity, we will teach any of them to throw a boomerang.

We meet every Friday at 3:30pm and usually head over to Taqueria Guaymas around 6pm in the summer, or when it is too dark to throw in the winter. Some

folks arrive early, some later; some people leave earlier than others. We usually play a few games, but also try to spend time just throwing and teaching newer throwers.

As we are warming up to play SprinklerHead, re-claimed veteran Team Geller, Ed Love the newlywed, is gently floating his circa Sun-Belle back into its master's waiting hand. Billy Brazelton, flying kamikaze from 4 meters out, one hand snagging his screaming 50meter Fuzzy out of mid-air, slams both his Jimmy Youngbloodesque, size 12 feet onto the bulls eye completely covering it from view. Sorry Billy, this is still practice.

For Sprinklerhead we usually put a tryfly on the ground for a bulls eye. Veterans, on their honor, throw a 30meter+, 2 bladed boomerang. Beginners and novices are encouraged to try to do the same, but can use whatever boomerang is appropriate. Everybody throws at once, from wherever they like.

Only the closest person to the bull's eye, who makes their one-hand clean catch, earns 1 point. 3 points are awarded for anyone who makes a one-hand clean catch while in contact with the bull's eye (or first point of contact to the ground in the event of catching while airborne). If it is not clear who is closest, (within 3 seconds is the standard) then a tie is declared and each tied thrower earns 1 point.

If nobody catches, all beginners earn one point (optional). Novices may catch with two hands. Begin-

ners earn 1 point for touching closer than any other thrower, or 3 points for touching their returning boomerang while in contact with the bull's eye. Beginners also earn one point for catching their boomerang, anywhere, anyway, in any round.

Whoever scores any points is then responsible for calling the next simultaneous launch command, such as, "One Two Three Throw!" (Bowers skip the "Throw" part, but there are no rules, only context.) In the event of a tie, or multiple bull's eyes, all those who scored must call the simultaneous launch command in Perfect Harmony. When a player accumulates 10 points, or more, they are then "Out", but of course are still responsible for calling the next simultaneous launch command. All remaining throwers can keep playing until they achieve their 10 points, unless they don't.

We usually run Ben Ruhe Has A Posse at the time when the first people need to leave. Our logic for running it at that point is that it is when our group size is largest. The object is to track the number of people who can catch their 20 meter boomerang, "suicide" style. No person can participate more than one time per day. I track the names of all people who catch. (Our group's record is eleven, the official World Record. Although, at the time of writing, there is an unsubstantiated rumor that a group in Ohio set the record at eighteen. However, I have yet to received the names of the people who allegedly caught.)

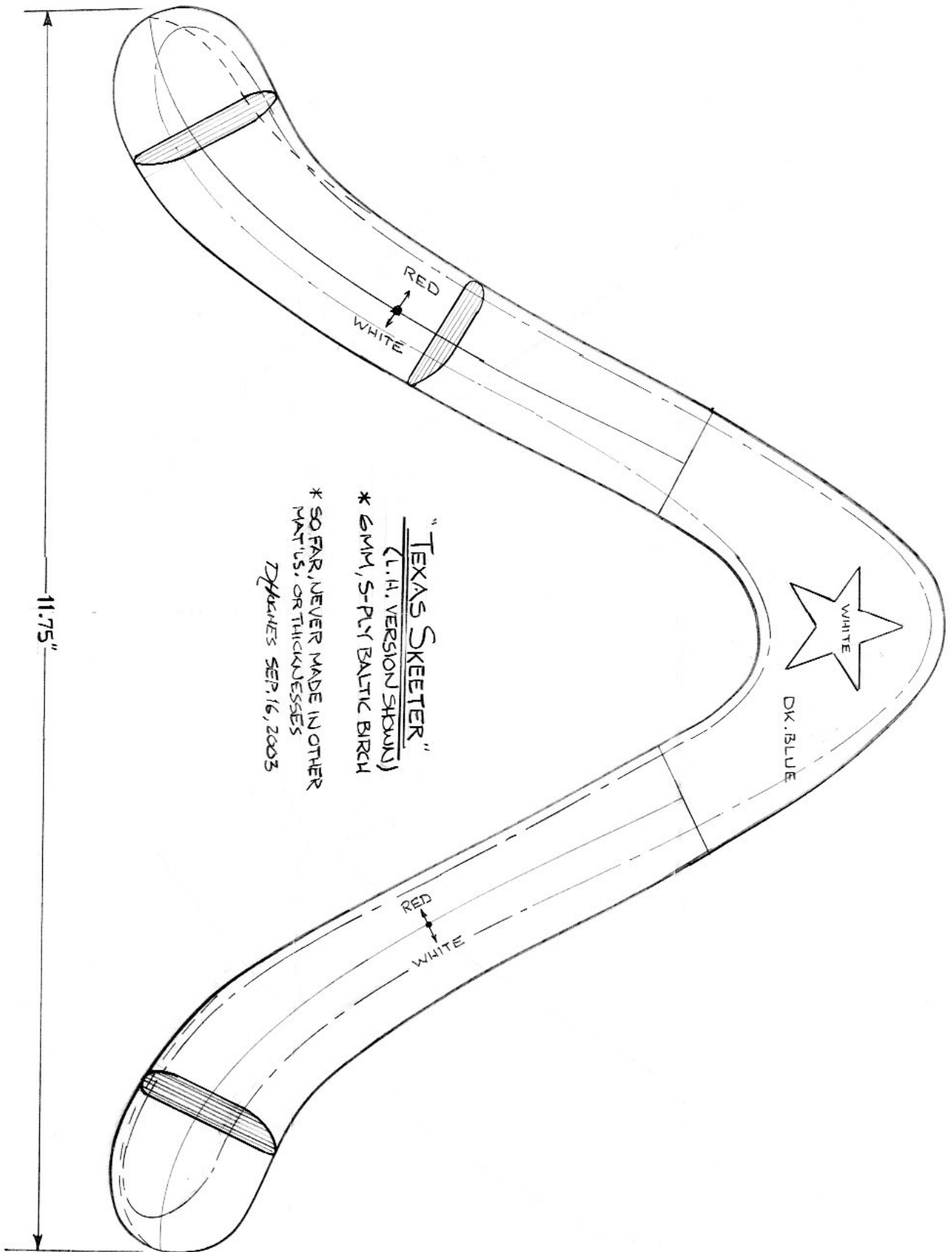
We love Ben Ruhe Has A Posse because it encourages new throwers to participate and encourages the group to

bring new people to learn to throw and catch their boomerangs. Each new person who shows up to throw is a potential new point for this game, we don't track how many throw, just how many catch, so new throwers can only add, positively, to our score. It is a true team game: we are all on one team, veterans helping new throwers get better, new throwers allowing veteran throwers to share their knowledge, everyone enjoying the scene and community.

Our finale is almost always GLORP. We utilize the beginner, novice, veteran tiers of play in GLORP as well. Everyone is encouraged to attempt Rad Trick Catches. However, novices can make any catch and beginners need only touch their boomerang to dominate or avoid letters. When dominating, beginners and novices get to make up trick catches which the veterans must make to avoid letters.

In GLORP, whoever has been throwing boomerangs the shortest time is the first Dominator or Dominatrix. Often times there is a person who learned to throw boomerangs that day who is at the front of the line. Sometimes there are four or five Rad Novice throwers, like Dennis, and his mom, Hien Luong. The veteran throwers almost all know their spots in line; 3-year veteran throwers Richard and Daniel Bower are at the front, closely followed by World Cup veteran Billy Brazelton. School of the Art Institute of Chicago, vintage 1988 veteran thrower, Suzanne Ragan Lentz begins her Dominatrix-ness-shipment at the front of the Mike Gel's college days' contin-

(Continued on page 19)



11.75"

"TEXAS SKEETER"
(L.H. VERSION SHOWN)
* 6MM, 5-PLY BALTIC BIRCH
* SO FAR, NEVER MADE IN OTHER
MAT'LS. OR THICKNESSES
DYKINES SEP. 16, 2003

WHITE
DK. BLUE

RED
WHITE

RED
WHITE

**The 2003 National Boomerang Expo Craftsmanship Contest
Dave Hendricks**

The contest in Houston was another example of the fine workmanship in the boomerang world. There were outstanding entries in each of the four categories. Several new things were done this in the contest year. One was the start of a People's Choice Award. The boomerangs were displayed throughout the Expo and both the general public and the participants were encouraged to select their favorite in each category. In most cases these were the eventual winners, but there were some surprises.

Another new feature was the use of scoring sheets by the judges. This was done for several reasons. One reason is that there were no real defined criteria in the past and judging could end up more of a popularity contest. Also, using score sheets allowed the judges to score every boomerang on its own merit. There was less, or almost no, interaction between the judges during the process. Individual scores were logged and totaled, and the top finishers given awards.

Judges were selected for their own knowledge of crafting boomerangs and two of the judges are past winners. The judges included Kendall Davis, Vince Hendricks and Dave Hendricks. We thank them for their service. The judges reported that it was difficult to determine winners and that the score sheets were a good idea. The judging was very close, particularly in the hardwood category. Andy Cross's other lapjoint, a dogwood one, had actually tied for third place and a tie-breaker rule was used.

Here is a list of the winners.

Category A: Natural Elbow

1st: Matt Golenor, Maple Natural Elbow
People's Choice: Matt Golenor, Maple Natural Elbow



Category B: Hardwood, Lap joint or Strip Laminated

1st: Steven Graham, Half Oak Lapjoint
2nd: Andy Cross, Figured Walnut Lapjoint
3rd: Andy Cross, Redheart Lapjoint
People's Choice: Scott McKenzie, Walnut and Bois D'arc Lapjoint



Category C: Plywood

1st: Steven Graham, Super Loop
2nd: Jens Krabbe, Puzzle from Challenge Cup
3rd: Stuart Jones, "T" for Texas
People's Choice: Steven Graham, Super Loop

Category C: Other

1st: Pierre Kutek, Carbon and Veneer "Nabab"
2nd: Stephane Marguerite, Plywood and Walnut Veneer Triblade
3rd: Juachim Beeres, Folding Boomerang
People's Choice: Pierre Kutek, Carbon and Veneer "Nabab"



BOOMERANG TALKS

ONLINE SNIPPITS YOU MAY BE INTERESTED IN READING...

All,

Last Thursday after work I went to a field that is EXCELLENT for throwing that I just recently found. The only problem is that it is very near a golf course. Anyway, there I am practicing my TC. and a Truck drives up. I really don't pay too much attention but this field is so out of the way the only reason some one would be there is to use it for something. All I could think is "Great! this guy is trying to decide if he is going to hit golf balls at me." After watching me for a few minutes, the guy gets out of his truck and starts getting something out of the toolbox in the back. I keep throwing thinking, "if he wants to hit me, so be it..." Well after missing the foot catch AGAIN... I look over to see him walking toward

me with none other than BOOMERANGS in his hand...

I introduce myself and we talk a little. He has in his hands 4 Colorado Boomerangs that look well used. So we throw a little. When he looks at my bag he is pretty freaked out by the number of 'rangs I had. (This was only my comp bag.) I explained that there was an online community and tournaments and people all over the US that enjoy boomerangs. He had no idea.....

I am sending him the info to join this group and links to all the sites selling boomerangs I can think of including Ted's Boomerang world.

Hopefully we'll get a new member in the fold. And one more player from the ATL!

This is the First TIME in my 6 years of throwing of coming across another thrower just by chance... It was Very COOL and Very inspiring.

So if you are out there looking for other throwers, who knows, find a killer feild and maybe one will

meet you there.

See everyone in Houston.

Delaney Mohr
Atlanta, GA

Good Day All

"Best Boomerang Thrower in the World".

The first inkling of being called, "best boomerang thrower in the world", was in the late 1940's. The Late Frank Donnelan with a reputation of being a great thrower told my father during a throwing session where my brother Jack and I was throwing.

"Ces, these boys have the potential, of being the greatest boomerang throwers in the world".

For close to twenty five years we had lots of throwing practice. We did many off the cuff exhibitions. We were throwing for media requests on a regular basis from 1946. The most unusual for me during those early years was to throw for a newspaper reporter on top of an inner city sky scraper.

School fetes, country fairs or shows, special events were just a cross section of some of events where we performed. Both free throwing, and competition. We taught many hundreds of people covering the scouting movement, Youth hostels, and introduced boomerangs to the New South Wales National Fitness movement.

During this time our father and mother regularly called us, "Best Boomerang Throwers in the World". No surprise there.

My first encounter with others in open competition was at the 1970 BAA "World Championships", at Darlington Point, New South Wales Australia. (Lots of luck finding it on a map) That tournament had many local volunteers to assist with mun-

dane contest chores. Competitors could concentrate just on throwing. Resolving the finer points of the rules was left to one person. He won the major contest. No surprise there.

This was a special time for me. It was the first time I had been to an event where nobody needed to ask me about boomerangs. The way we were treated by some organizers and some spectators did not leave me with a positive feeling of that event. The "World Cham-

pion", was the winner of the, "General Championship Throw". Now called, "Aussie Round".

No! I certainly was not called, Best Boomerang Thrower in the World" at that time.

I learned a lot at Darlington Point. With encouragement from an unsympathetic work colleague I went back to the BAA National contest at Albury in 1976 where I won that single event and was called the "Australian Champion".

Along the way to 1981 I won the "Australian Champion", title for the BAA in 1977 and 1978. I won many other contests breaking numerous records that had been established. The Guinness Book of records gave me recognition as the "world record holder for distance throwing". Still nobody other than good ole Mum & Dad were calling me Best in the world.

At the end of the First International contest between the USBA team and the BAA Teams, Ben Ruhe gave me public acclaim as the, "Best Boomerang Thrower in the World". The consequence was to be sponsored to the USA for their USBA Nationals in 1982. My competition results certainly supported what Ben had said. In fact it is the closest I have come to believing it myself.

A local Australian Aborigine Elder invited me to a local TAFE college to introduce me to young men he was teaching to make and throw boomerangs. He introduced me as the "Best Boomerang Thrower in the World".

This year in the months of October and November I heard it again.

Genny Stone relayed to me in an E-mail that her dad, Lorin Hawes told her I was the greatest boomerang thrower in the world.

The most touching for me, was when I visited my brother in a hostel for the aged. He was there, because of advanced dementia. I was showing him some old photos and throwing indoor boomerangs. I was trying to fire up the memory cells for Jack. A carer stopped to see what was going on and my brother said to her, "This is my brother. He is the best boomerang thrower in the world".

I had never heard that from my brother Jack before that time. Jack has gone down hill since then suffering a severe stroke.

What do I think of all that.

I believe I am the greatest **lover of boomerangs** in all of the world, and I'll arm wrestle any Broadbent who wants to challenge me for the title.

Bob

Burwell Brisbane
Australia

I just returned from a five-week stint in Greece teaching history in a study abroad program and did something that I think was a first-time feat. On **June 19**, I visited Olympia, the site of the original Olympic games, and being an inveterate boomeranger, I carried with me my trusty Rusty Harding "Napoleon Hat." I threw the boom in the ancient stadium to the delight and consternation of onlookers. Two throws, two catches. (*See the*) photo of me holding the boom after the throw. Maybe this will renew interest in trying to get boomeranging on the Olympic schedule.

John K. Derden [jderden@ega.edu]



This is an update on the USBA Treasury situation, an issue that has been controversial and confusing as of late.

As you may recall, Thomas Carter, the Treasurer from 02-03, suggested that there was as much as \$5000 missing from the USBA Treasury sometime in the period of 00-02. Without complete financial records from the previous Treasurer, this accusation was impossible to investigate. It took several months to get complete records from Keith Mullinar, the Treasurer from 00-02.

A big thank you to Michael Girvin, CPA, who volunteered his time and expertise to reconstruct the

books from documents sent by Keith Mullinar. After looking at all the bank statements, cancelled checks, deposit slips, receipts, and ledger accounts, Michael found everything to balance perfectly. No missing cash. Yay!

There are some other issues on which I need to bring our members up to date.

First, there was a \$1000 check made out to Chet Snouffer in 2001 that no current or former board member can recall. According to Chet, this was a loan for 2001 Nationals overhead costs, which he neglected to pay back. Chet has begun to

pay back the money in installments. The details of this arrangement will be included in the next Treasurer's quarterly report.

Second, the rate of outflows is currently exceeding the rate of inflows. This is obviously of great concern and has implications on the very existence of the USBA. The 03-04 USBA Board of Directors will be developing a plan for a long-term budget strategy. More info on this will be available in future updates and reports.

Tony Brazelton
USBA Vice President

So you want to get a boomerang patent? - Tom Conally

Are you sure? I thought I did until I started researching the methods of getting a patent, but more about that later. What I found was a wealth of information about boomerangs, the history of boomerangs in this country, how many patents are just slight modifications on existing designs, and some wonderful technical drawings.

First let me introduce you to where patents are found on the internet: <http://www.uspto.gov/>. This is the home page of the United States Patent and Trademark Office. It is loaded with more information than you will ever need. I gleaned some of that information for you. Another page shows how to find news and notices, existing patents and trademarks, pricing and fee information, how to pay fees, how to find a patent attorney or agent, laws and regulations... It is an extremely busy site and sometimes not that user friendly. Another page that is essential is <http://www.uspto.gov/web/menu/helpfaq.htm> or frequently asked questions, such as

How do I apply for a patent?

Inventors may apply for one of two types of patent applications: (1) A non-provisional application, which begins the examination process and may lead to a patent and (2) A provisional application, which establishes a filing date but does not begin the examination process. Both types of patent applications can be filed either electronically by using the Electronic Filing System (EFS) <http://www.uspto.gov/efc/efs/index.html> (for provisional applications, effective January 1, 2002) or in writing to the Commissioner for Patents. You can also request that the U.S. Patent and Trademark Office (USPTO) send informational materials providing a broad overview of the process of obtaining a United States patent, including general requirements and a listing of the depository libraries. For a listing of the information available, visit the USPTO Web site at <http://www.uspto.gov/web/offices/ac/ido/oeip/catalog/products/pp-a2n-1.htm>.

Are there different types of patents?

Utility patents may be granted to anyone who invents or discovers any new and useful process, machine, article of manufacture, or compositions of matters, or any new useful improvement thereof.

Design patents may be granted to anyone who invents a new, original, and ornamental design for an article of manufacture.

There are also plant patents but unless you are a biologist working with new plant cultivars etc, you don't need to know about them.

What are the costs?

Well, let me tell you about the cost of getting a patent and then I will outline how to look at patents for the information they contain. First of all, the government provides a price break for small entities: individuals or small businesses: they pay 1/2 of the normal fees.

This year's (2003) normal fees are as follows:

basic utility patent filing fee -- \$750, design patent filing fee -- \$350,

When a patent is issued, there are additional fees:

utility patent issue fee -- \$1,300, design patent issue fee -- \$470.

If your patent is successful and you want to extend it to the full time there are the maintenance fees due at 3.5 years -- \$890, 7.5 years -- \$2,050, 11.5 years -- \$3,150.

These fees came from the current 2003 fee schedule <http://www.uspto.gov/go/fees/fee20030101.htm>

Don't forget if you are an individual, or small business, you only have to pay 1/2 of these fees.

Can I do it myself?

Yes, however it is extremely difficult. Even attorney prepared patent applications are rejected the first time in a large percentage of cases.

The required technical drawings are so specific that you need to hire a specialized draftsman to do them. I

have seen various charges for online patent attorneys. At <http://www.incast.com/PATRADE.ASP?Scope=4>, they will do your search for \$450 and guarantee a patent pending for \$280. That seems to be the extremely low end of the scale. On another site they have what they call their bulk price. Their do it all price is \$4800. An Industrial patent can cost \$10,000 just for a patent through issue not counting maintenance fees.

On to the search

Now that you know why I am not going to pursue a patent for my boomerang idea, lets talk about the fun part. First lets look at a patent search. You can find the Patent Full-Text and Full-Page Image Databases at <http://www.uspto.gov/patft/index.html>. It is pretty self-explanatory. When you search and ask it to show you the images, you will find you need a plug-in to see them. I selected CPC lite demo version. It's free and with a little manipulation, I found that I could save the "tiff" forms of the images. I searched current patents and the first one I found that I thought was relevant was **US 6,505,618**, a boomerang and launcher by an Israeli national. I looked at it and started looking at his reference patents. I found boomerang launchers patented all the way back to 1893 including boomerangs designed specifically for being mechanically launched. I was astounded at the cleverness I observed in some of these patents.

Other patents I found were just a safety modification, a method of fastening the wings together on a multi-wing boomerang and a boomerang made from a certain plastic. Some of the most interesting reading comes from tracing the reference patents to see where the ideas actually came from.

I would like to show you one patent here so you can get an idea of what is being presented. It is presented at the end of this article.

I have not provided all the information given with this particular patent.

There are 6 pages of information on the database. Notice that in the database when you look at images, only selected pages are shown, however there is a selector that says “go to page” with an input blank. Simply input the number of the page you would like to see. On some of the patents there are character narration and image files, on others there are only image files that contain the whole patent.

There is plenty on each patent to keep you occupied for hours. In the example patent at the end of the article, the inventor even showed the flight path drawn very uniquely. If you read it, the patent describes a boomerang with no requirement for dihedral because of tuning of the central control ring.

In my research I came upon the original patent of our friend Jack Claycomb for his popular tri-blade boomerang design. Jack says he has averaged about one patent per year for 3 decades, most all associated with the company he worked for. He says that much of the material in the patent describes the invention, but the claims define the coverage. The patent is property and like land it can be sold or held.

Jack also said “the patent that covered my boomerang was issued in the 1960's. A patent attorney that specialized in toys was chosen with the hope that he would be knowledgeable in the prior art. A three-claim patent was filed and rejected. We negotiated over

claims and wording and a one-claim patent issued. This was my fourth patent, and the first one on which I paid the expenses. The earlier patents were handled by a previous employer. The cost at that time was in the order of \$400”.

Now it's your turn

So now you know how to find the patent database, and with a little practice you should be able to negotiate your way through it. Your first assignment is to look up Jack Claycomb's boomerang patent. You will find that you can search the database using the name of the inventor, or patent the number, or several other parameters.

One thing that I did not mention is the classification system the patent office uses. This system classifies inventions by their use, i.e. a boomerang used as a game, toy or sports goods would be in class D21, subclass 437, however if your boomerang is to be used in a game with a tangible projectile, it is in class 473, subclass 590. Okay, I'll leave that to the attorneys and the patent examiners.

I hope that I have given you enough material to get you excited about looking up patents just to see what the inventor was thinking when he invented a new and novel flying toy.

The following Patent was randomly chosen as an example of what you can find in the patent database.

Very Competitive game of GLORP every week. Early on, Richard and Daniel Bower both dominate long periods of the game, utilizing endless combinations of fists, chicken-wings, foot hackys and flamingos, not mention flipping head catches. Once the Bowers finally relinquish, it is “out of the frying pan, into the fire” with Billy B's Yes Master and acrobatic eagles of Domination.

Because of all these incredible catches that everyone wants to try, a new GLORP term has spontaneously erupted. Chiltin' is when a person has GLORPed out, but when their spot in line comes around they still get a chance to try the catch, just because.



Chiltin' is allowed up until the final two GLORP contestants are going head to head.

After GLORP it is usually time for Mexican Food. Some folks, especially in the summer, hang out and practice some competition events, like MTA, Fast Catch or Accuracy, but most of us head over for the weekly feed at Taqueria Guaymas. Beatriz, our waitress, always has our table ready, with plenty of water, chips and salsa to start the chow. Their salsa bar has 6 kinds of salsa, and there are 12 kinds of meats or fish to choose for the tacos. The bar takes good care of those who like a drink or beer as well.

The weekly throw at Greenlake has been a great success. We create new throwers. When there is a media opportunity or a boomerang demonstration, we provide a place to send interested public. We reclaim veteran throwers, getting them back out to throw on a weekly basis, after years of dormancy. We encourage active throwing by those who are not interested in tournaments. We provide active competition throwers a venue to sharpen and enhance their boomerang skills. We might even get new USBA members. But most importantly, we have Big Fun. I encourage USBA members everywhere to start a weekly throw. 1, 2, 3 THROWers!!

(Continued from page 13)

gent. Our line works its way back to the old Evergreen Stage College Boomerang Club scene, and short of some celebrity guest thrower, ends with Michael Gel Girvin.

The Greenlake GLORP scene is as intense, Rad and cutting edge as I have ever witnessed. There are approximately 43, totally shredding new catches that are routinely hit to hyperlink perfection. (If you were to go to the Team Gel GLORP catch online dictionary, and hit the hyperlink for Rabid Chicken on a Gyroscope, it automatically would play an MPEG video of that catch, with the subtle nuance all perfectly executed.)

It is personally gratifying to get a

(Continued from page 7) **10 questions**

tive than any sport), and Eric is 14. I think he wants to be fire eater.

Question #7:

What other hobbies, if any, do you enjoy? Tell us a little about them.

Tony:

Joey is my biggest hobby right now, and for the foreseeable future. He occupies most of my time away from work and he's not even in soccer yet. Before Joey was born, Tara and I used to take at least one backpacking trip per year. We put food and shelter on our backs and hike into the wilderness for a few days. A few days away from the modern world recharges my batteries like nothing else. We still go camping with Joey, but we haven't done a backcountry trip with him yet. Also, I really enjoy pretending to be a graphic designer. I have designed a lot of logos and t-shirts for boomerang teams and events. I have also done a lot of illustrations for scientific publications. And I like to sing.

Question #8:

Yep, kids can eat up huge blocks of your time, all right... Will you encourage Joey to become a competitive boomerang player in a few years, and of course be his 'head coach'?

Tony:

Only if he wants to. He seems to enjoy throwing boomerangs now and I hope that interest will grow. He used to cheer when I made a "fall down catch" (foot catch). Now he laughs. I'm sure it's just a developmental stage he's going through. As long as he enjoys hanging out with me at practice time, there's hope.

Question #9:

Do you see yourself as still being active as a competitive boomerang player into the Senior Division age group?

Tony:

Wow. Good question. Every year I consider quitting because my wife thinks it's a waste of time. But if it wasn't boomerangs, it would be something else to satisfy those needs for competition and working toward short-term goals (science has very long term goals and little else). I need that to stay sane. Will you still see me on the field

LETTER TO THE EDITOR

DÉJÀ VU, ALL OVER AGAIN (& AGAIN!)

Back in the mid-to-late 80's I used to make some boomerangs and sold them thru the B-Man for a couple of years. Basically, when I realized that I was spending all my spare time making booms, and not nearly enough of it throwing them, I dropped out of the boomerang production business.

At this year's National Boomerang Expo, Rich Harrison pulled a pleasant little surprise on me. He took me around to the back of his van, opened a box of booms, and pulled out one of my old 'Galaxis' models that I'd made 'way back when. I was pretty awestruck that he'd kept the thing all these years! I told him to wait a minute, as I had a couple of booms to show him, which are copies of some booms that Rich's son Rex used to make. When I returned, Mark Weary was talking with Rich, and I stood there with the two booms in my hand. While still talking to Mark, Rich reached over and took them to look at them. After telling me that Rex would be proud that someone thought enough of his booms to make copies, Mark asked to see them. When he saw my hand-drawn "Rangslinger" logo on the backs of them he exclaimed something like, "Oh, My God! How long have you been making booms?" I told him that I made booms for Rich back in the 80's, whereupon he told me that he has one of the "Galaxis" models like the one Rich had just shown me. Mark is the first person I've ever run into who has one of my old boomerangs! Déjà vu all over again and again! I'd be really interested to find out if there are other active throwers who have any of those old booms I made. Please give me a shout if you have any!

Dave Hughes
dlhughes001@juno.com

in 19 years? I don't know. But it's pretty likely you'll see me behind the scenes.

Question #10:

Are there any goals you've set for yourself as a competitive boomerang player, and have you reached any of them?

Tony:

I want to win the World Team Cup. I want to win the US Open. How's that for an answer? Rarely have I done what's necessary to achieve those goals in terms of training and dedication. Life happens. My best chance was in 2001 when I had trained really hard in the off-

season. That was the first year the USBA decided to discontinue its excellent national ratings system. If it had been in place I would have finished #1 at the end of the season. I did finish #1 in the BoomerangUSA national rankings. But it didn't matter because I choked at the US Open that year. But now I know what it takes for me to succeed on the field. Now I just have to do it. >>>>>

Final Comments:

Tony:

I created the first-ever boomerang-related web site in 1994, which eventu-

(Continued on page 23)

National Boomerang Rankings taken from the BoomerangUSA Website - December 13, 2003*

1	Gix, Will	42T	Kelly, Dean	85	Foster, Brian
2	Leifeld, Chicago Bob	44	Maultsby, Tim	86	Payne, Melissa
3	Brazelton, Billy	45	Marx, Ricardo Bruni	87T	Graham, Steven
4T	Ruhf, Adam	46	Loveless, Sean	87T	Matthias, Peter
4T	Kavanaugh, Steve	47T	Gustafson, Paul	89	Cina, Josh
6	Bower, Daniel	47T	Nolen, Will	90	Dawson, Clay
7	Miale-Gix, Betsylew	49	Toft, Harald	91	Armstrong, Andrew
8	Legg, Mark	50	Lentz, Suzanne Ragan	92	Boone, Don
9T	Flynn, John	51	Wachspress, Bill	93	Brown, Aaron
9T	Frazier, Spike	52	Wythes, Tom	94	Swanson, Charles
11	Broadbent, Gary	53T	Leggette, Kelly	95	Louie, Rich
12	Joyce, Dennis	53T	Herlan, Will	96	Schramm, RevJim
13	Snouffer, Gregg	55	Forrester, Mike	98T	Biernbaum, Brett
14	Larrance, Casey	56	Jordan, Jim	98T	Parkins, Carly
15	Koehler, John	57	Loveless, Cody	99	Sprague, Paul
16	Bower, Richard	58	Tran, Greg	100	McKinnis, Kelsey
17	Monroe, Don	59	DiBartilo, John	101	Absey, Kevin
18	DuFresne, Doug	60	Almquist, Kris	102	Girvin, Michael
19	Weary, Mark	61	Parkins, Stephanie	103	Dempsey, Roy
20	Kury, Matt	62	Rusky, Bill	104	Alphia
21	Smucker, Jason	63	Gaston, John	105	Diehl, Josh
22	Jones, Stuart	64	Rader, Joe	106	Ross, James
23	Iizuka, Nobu	65	Christopher, Keith	107T	Armstrong, Holly
24	Snouffer, Chet	66	Broadbent, Logan	107T	Halstead, Jim
25	Brazelton, Tony	67	Foresi, Bob	109	McMillan, Scott
26	Lawrence, Wilson	68	Ruhf, Peter	110T	Spider Dan
27	Ruhe, Barnaby	69	Flynn, George	110T	Roys, Paul
28	Cook, Cookie	70T	Broadbent, Devin	110T	Lalonde, Carson
29	Golenor, Matt	70T	Smucker, Laura	110T	McKinnis, Jake
30	Frazier, Ditch	72	Hughes, Dave	114T	Krabbe, Noam
31	Stickney, James	73	Carter, Thomas	114T	Glenneberg, Jens
32	Davis, Kendall	74	Derden, John	116T	Lalonde, Cameron
33	Marguerite, Stephane	75T	Foster, Chris	116T	McKinnis, Brad
34T	Ruhf, Larry	75T	Pollock-Nelson, Richard	118	Foster, Dr.
34T	Stickney, Pearce	77	Rickman, Modo	119	Ross, Zack
34T	Darnell, Eric	78	Ruhf, Zoe	120T	Louie, Dane
37	Arrington, Jeff	79	Palmer, Andy	120T	Lalonde, Keith
38	Flynn, Bart	80	Sourd, Etienne	122	Lott, Charlie Jr
39	Krabbe, Jens	81	Snouffer, Cody	123	Lott, Charlie Sr
40	Cross, Andy	82	Aspinall, Ryan	124	Lalonde, Conner
41	Malick, Scott	83	Armstrong, Bruce		
42T	Mohr, Delaney	84	Johansson, Kris		

*This is a High Score list as compiled by BoomerangUSA. This list recognizes individual event high scores, without consideration to tournament rules, structure or conditions. It contains results from USBA sanctioned tournaments, as well as other events. This list is for entertainment, and does not constitute any type of official USBA ranking.

You could be advertising here and supporting the USBA at the same time! For more information, please contact the editor or go to <http://www.USBA.org/Store> for more information about advertising in the MHR!

USBA eBay Challenge by "Dr. Fred" Malmberg

"It has been brought to my attention that the USBA has incurred some debts recently, including escalating insurance and printing costs. It now is necessary for the USBA to raise some funds to keep the competition end running smoothly, and the quarterly publication, Many Happy Returns, to keep coming on a regular basis. We have been sent a request for any donations, which I hope does indeed raise some money.

Since I suspect that this alone may not meet our needs, I have issued a challenge. I want all USBA members who make booms to contribute \$100 in sales of their booms to the USBA. If you do this, and make sure the funds as they go to the USBA are earmarked "challenge" and your name, if I can verify a total of \$100, I will send you one of my rare wood veneer booms (over 8 or 10 ply Finnish Birch ply-

wood). There are my newest line, and many have not yet seen them. You might want to check eBay to see if there are some available there (I donated some to the last auction, but they got misplaced, so they will be sold on eBay very soon, if not already). They are veneered top and bottom. If you go nuts, and contribute \$350 in sales to the USBA, I will make a veneered boom with painstaking modifications that take hours to do. It will make the boom appear to be 100% veneer laid up, instead of veneer top and bottom. Except, it can be thrown 1000 times a day and not break, like a fully veneer laid up boom would.

I will make these for anyone who contributes this to the USBA, with the note that foreign contributors will be asked for shipping costs of these booms to their country. Also, the sales do not have to be on eBay; sell them however you want to, collect the money, and when sent to the USBA, earmark it as "challenge" and your name. EBay would be an easy way to track what was sold, and was

a suggestion, not a requirement.

In my opinion, the backbone of the USBA is those makers sweating away in their cellar or garage workshops. Let's stand up and show them that fact. You contribute some costs in wood and labor, and I'll do the same, and who knows, maybe we can keep this organization running as smoothly and informed as I know it can.

Happy Holiday wishes,

Fred M.

Fredric Malmberg
1545 East Market Street
York, PA 17403

Ben Ruhe Has A Posse



Photo by David Hirsch



Newbie to the Nationals

By Dave Hughes

The 2003 USBA National Boomerang Expo was a first for me, even though I was involved in its planning and execution. I now have a deep appreciation for the amount of work it takes to put on one of these things, and I just want to convey my impressions of such an event from the viewpoint of someone who's never been to one.

This being the very first such event ever to be held in this part of the country, it was a longtime goal of mine. Seeing it finally come to fruition put me in almost a dreamlike state for the entire weekend. So much to do, so much to participate in, so many people to meet for the first time! Talk about the proverbial 'kid in a candy store'! Most of the people I met I had only read about in MHR and on BoomerangTalk, and frankly, I felt awed to be standing on the same field, throwing in the same circle with some of them. All were exactly the friendly, helpful types that I knew they would be, and quite a few new friendships were struck right off the bat. I was particularly impressed with the fact that some of the top boomerang players in the world would take time out to help a newbie competitor get his booms tuned for the conditions, and offer throwing tips and advice on just about every aspect of com-

petitive boomerang play. I noticed that I was not the only newbie recipient of such help, as I was only one of several new competitors on the field. Here is a sport where the competition is not only serious where the competitors' will to win is concerned, but is also kept in the spirit of fun and camaraderie for all who are involved, no matter at what level. I don't think you'll find that kind of balance in any other competitive sport!

I was going to participate in all the individual events, but nothing in my TC/DBLG bag would make 20M in that wind, so I bagged that one, and by the time MTA100 came up (also in that wind!), my ol' knees were just too ragged-out for all that running. But in every one of those events that I did do, from LD on Thursday, to FC, I had very generous help from all the veteran competitors, and it was very much appreciated (and needed!). I'd often heard the adage that "You'll learn more in one day at a boomerang tournament than you'll learn in a year by yourself". Now I know that to be true!

From the newbie boomerang competitor (at age 50!), I just want to give a huge "THANK YOU!!!" to all who made the Expo such fun, such a success, and such a totally rad experience for someone who's never experienced anything like it before. I'll be seeing you all again; count on it!



(Continued from page 20) **10 Questions** ally became the USBA website. Dave Hendricks will claim he had the first, and maybe he's right. I honestly don't know for sure. But we were both there at the very beginning.

I teach a "Science of Boomerangs" activity for 4th-12th graders at schools, clubs, and camps as part of my employer's science education outreach effort. Last year I personally interacted with 1200 kids.

I co-founded BoomerangUSA with Billy Brazelton and Gregg Snouffer to fill a gap that the USBA was uninterested in filling. We believe that growth in our sport, as in any sport, must come from the grassroots efforts. We think that diverse activity at the local level will fuel a new surge in the evolution of our sport. In the mushroom of new ideas that may come from local boom-togethers, the best and most popular ideas will redefine what it means to play our game at all levels. BoomerangUSA is simply a tool to accomplish this very long-term goal, offering resources and incentives to hold local competitions. What is the future of our sport? We don't know. But you do.

United States Boomerang Association

United States Boomerang Association
3351 236th Street SW
Brier, Washington 98036-8421

Phone: (425) 485-1672
Email: MHREditor@usba.org



Boomerangs Are Coming Back!

Klingspor Online Catalog offers a 10% discount to USBA Members.

The Klingspor online catalog has offered to give a 10% discount to all USBA members. If you are interested in getting a discount on some of the best woodworking, sanding and finishing products, please send your name, address, and e-mail to Clayton Dawson. (C l a y t o n . D a w s o n @ H o n e w e l l . c o m) These names will then be added to the database so you can go online at www.woodworkingshop.com for savings on woodworking tools and materials. You MUST submit your information to receive the 10% discount on the website.

USBA CALENDAR OF EVENTS

Spring 2004: U.S. Team Trials for the U.S. World Cup Team. This will be an open trials, tentatively held in Kitty Hawk, NC with sponsored by Kitty Hawk Kites

April ?? 5th Annual Southeastern Classic Boomerang Tournament - Atlanta, Georgia
Location: Al Bishop Softball Complex, 1082 Al Bishop Drive, Marietta, GA 30008 Jason Smucker 770-565-7256

Memorial Day Weekend - Missouri Duals / Gateway Classic Held in O'Fallon, IL at the high school - 600 S. Smiley Street. Saturday will be the marking of the field, then the Missouri Duals followed by Carbo-Loading at the Schlafly Tap Room in downtown St. Louis. The Gateway Classic starts promptly at 9:00am on Sunday morning. Here's a larger view of locations. For more info, contact Spike Fraiser (Acdbloom@aol.com)

June ?? 9th Annual Greater Seattle Open Boomerang Tournament! Where : Dahl Field, Seattle, Registration starts at 8:00. First event: 8:30 AM Betsylew R. Miale-Gix (betwil@att.net)

July ?? Fifth Annual Vermont Boomerang Tournament
<http://www.vermontboomerang.org/Annual/Annual.htm>
Paul Gustafson - 802-864-3212

To list your event please email
MHREditor@usba.org