

# Many Happy Returns

The Official Newsletter of the United States Boomerang Association

## GOLENOR IS GOLDEN

A Rundown of the 2004 U.S. Nationals Championships & Expo Held in Delaware Ohio.

By Chet Snouffer

Perfect weather greeted forty-two throwers from around the world at the US Boomerang Association National Championships held at Smith Park August 12-14. It was the 25th annual tournament held here in Delaware, making it the longest running tournament in the USA. With US throwers from coast to coast convening for the competition, the presence of Brazil's Ricardo Marx and Japan's Nobuyuki Iizuka continued the international flavor of this annual event.

Marx won the long distance competition with a throw of 109 meters out and then back with a complete return. Delaware's Cody Snouffer, 15, placed second with two throws of 105 meters and a third at 102 meters to edge Atlanta's Jason Smucker, who also hit 105 meters but only once. Smucker took home the Bronze.

(see U.S. Nationals/Expo page 12)



Photo: Matt Cox

Matt Golenor competing in Aussie-Round on his way to the overall championship at the '04 Nationals.

### In This Issue:

- Presidents Letter ...page 2
- Local & Abroad ....page 4
- Clubs .....page 5
- Sporting News .....page 6
- Up-Close .....page 8
- Historical.....page 10
- Comp Round-up ....page 12
- Plans .....page 22
- USBA Info .....page 24

# Letter from the President

USBA members,

This month the USBA is asking all of you to consider helping yourself and the USBA at the same time by volunteering for a USBA committee position or running for a USBA board of directors position. As all of you know the USBA is an all volunteer organization. This is both a bane and a blessing. The USBA is blessed with a membership that has the potential to make boomerangs the number 1 pas-time in the world. Imagine kids looking forward to throwing or making booms after school instead of sitting in front of the TV or game console. I get woozy just thinking about it. The down side to the USBA being a volunteer organization is that a lot of

boomerang events that have really pulled the lonely boomerang throwers out of the woodwork and into a very strong community.

Now the hard sell part of this message, a lot of you have written to me or called complaining that the USBA has become an organization that is for the competitors. Remember me saying just one paragraph above that the USBA is an all volunteer organization? This means that if all the volunteers are interested in one aspect of our wonderful pastime, then that is what gets promoted most in the USBA. You see, volunteers make stuff happen in the USBA. As it happens now, the most active group in the USBA are competitors.

It's really that easy. If you can't come up with an idea, then volunteer to be on a USBA committee, run for a USBA board of directors position, hold a weekly throw and teach all comers to throw, teach a boom building class, demonstrate boomerangs to a school class, or write an article, poem, or provide a boomerang plan for the next MHR.

I'd like to personally thank the following folks for their hard work:

- **Suzanne Lentz** – for all the MHR help she has given, for helping to organize a boomerang archive, for asking boom makers to advertise in MHR, for reminding me to get some USBA work done, and for continuing to promote the USBA.
- **Morri Mohr** – for being the new MHR editor
- **Don Monroe** – for teaching over 1000 kids a year to throw boomerangs.
- **Steve Kavanaugh** – for having such excellent ideas, boy the boomerang tour sounds excellent!

## "I WISH THE USBA WOULD..."

folks think someone else will help the USBA grow or turn into the organization they would like. When was the last time you said to yourself, "I wish the USBA would ...." And maybe you even mentioned it to a board member. I now ask you to make your own dreams come true. Join with the USBA to promote boomerangs in all their wonderful ways. It really doesn't take all that much work or time to make a huge difference. If you don't believe that a community can turn from a mostly lonely boomerang place to an active boomerang community look at what has happened in Houston since the 2003 Expo. Dave Hughes has held a couple LD competitions and organized Texas style

Not because they love the USBA, but because they love to compete and will volunteer to hold board member positions, committee positions, and hold tournaments just to keep boomerang competition going. If a few crafters, casual throwers, or collectors volunteered the USBA will be more balanced. This isn't to say that competitors only care about competition; I think everyone believes in the charter of the USBA, it's just that competitors find doing work to promote USBA competition more rewarding, so they do that work first.

Now the practical sell part of this message, ask yourself what you would like the USBA to do then make it happen.



Photo: Stanislaus

See you on the field,  
Clay

# 2005 US National Boomerang Championships and Expo

July 28-31 at Sagem Fields, Hanover, NH (NH Route 10, just south of Dartmouth College)

## Schedule of Events:

**Thursday**, July 28 – Long Distance, open practice and Craftsmanship.

**Friday**, July 29 – Team Events, Gel Events, Fun events (smallest/largest), Juggling, Craftsmanship and Vintage boomerang toss (bring your classics out for a throw)!

**Saturday**, July 30 - Day 1, Individual events: Trick Catch/Doubling, Accuracy, MTA, Fast Catch.

**Sunday** July 31 – Day 2, Individual events: Relay Trial, Endurance, Australian Round

## Craftsmanship Competition:

July 30 – Boomerang Craftsmanship gets front and center stage treatment, as it should, so bring your best, and be prepared to throw for the judges (or we can test it for you if you wish). Three (3) Craftsmanship award categories – Decoration, Woodworking, Design / Technology. Judging and awards during lunch break.

## Social events:

July 28, 29 – nothing official planned, but lots of places to congregate

July 30 – Day 1 awards, Team Awards, USBA Auction at Everything But Anchovies, Hanover, NH.

July 31 – Day 2 and overall awards at the field

USBA Meeting – at the field July 31 AM, prior to start of Day 2 events.

*(for lodging information see page 4)*

## Registration:

Expo & Individual Competitors (choose one)

Open\_\_\_\_ Intermediate\_\_\_\_ Novice \_\_\_\_ Sr.\_\_\_\_

Adult: \$65.00 (\$55.00 if received by 6/15/05), junior age 16 or less: \$30.00

Expo only (Craftsmanship, July 28, 29): \$30.00

Photocopy this page and send check or money order (made out to John Flynn) to:

John Flynn  
574 Christian St.  
White River Jct. VT 05001-9271

For a map or other questions, please email:  
activermont@cyberportal.net



## Nominations for the USBA Board of Directors

It's that time of year again! The USBA needs your nominations for all the USBA Board of Directors positions. You can even nominate yourself, if you feel that you should run for a BOD position. If you nominate someone else, you will of course need his or her consent and willingness to do so.

The USBA Board of Directors consists of:

- President
- Vice President
- Treasurer
- Secretary
- Board Member-At-Large (5 members)

All nine positions are open to nominations. The USBA needs individuals with energy, creative ideas, and a desire to see the USBA grow and prosper. If you know someone with those qualities, please ask them to consider running for a position on the BOD, and submit your nomination. All nominees will then need to draft and submit a statement of candidacy for the position desired. The deadline for nominations submissions is July 6th Please send your nominations to Clay Dawson.

( clayton.dawson@honeywell.com )

Mailed submissions need to be postmarked on or before July 6th to be valid.

Clay Dawson  
16921 NE 19th Pl.  
Bellevue, WA 98008

Thank you, USBA members, for your support and for continuing to make the USBA the best it can be!

# Local & International News

Keeping you up to date on all that's happening in the U.S. and around the world

(to have your tournament listed contact: [mhrstaff@usba.org](mailto:mhrstaff@usba.org))

## 2005 US Tournaments

### 18th Annual Gateway Classic

May 27-29, 2005

St. Louis, Missouri area for more information, contact Chicago Bob chibob@htc.net or (618) 939-9023 home (618) 429-3273 cell or Spike Frazier at dfrazier@fz.k12.mo.us (314) 607-8212

### 25th Massachusetts Boom Tourney

June 17-19, 2005

For more information, contact Larry Ruhf at (413)625-6959

### 10th Annual Greater Seattle Open and Teamfest

June 24-26, 2005

June 24: Old Edmonds Woodway High School, Edmonds

June 25-26: Dahl Field, Seattle

Fee: \$25 for all three days or \$10 per day-for more information, contact Betsylew Miale-Gix at betwil@att.net

### US National Championship Tournament & Expo

July 28 to 31, 2005

White River Junction, VT

Hosted by John Flynn

activermont@cyberportal.net

• Super 8 White River Jct. VT  
802-295-7577

Pool, 30 rooms reserved \$50/night (mention US Boomerang Nationals)

• Sunset Motor Inn Lebanon, NH  
603-298-8721

Close just south of field, quiet: 7-9 rooms available, \$70-\$80/night, other options available, \$90-\$120 night.

### 26th Annual Free Throwers Fling August 5 - 7

Smith Park, Delaware, OH - Hosted by

Chet Snouffer, contact Chet at:

leadingedgechet@columbus.rr.com

### Training and Boomerang Production Weekend

July 4th weekend

Canton, OH - for more information, contact Gary Broadbent at broadboom@juno.com or 330-492-RANG

### Sixth Annual Vermont Boomerang Tournament

Tentatively scheduled for early July Colchester, Vermont

More details will be posted on

<http://www.vermontboomerang.org/>

Host: Paul Gustafson

### 18th Western Oregon Boomerang Roundup

August 13, 2005

Salem, Oregon

For more information, contact Dean Kelly at boomchuck@comcast.net

### Washington Boomerang Club and the 2008 World Boomerang Championships

Washington Boomerang Club (WBC) was incorporated in the State of Washington as a not for profit corporation in August 2003. The initial board of directors included Billy Brazelton, Suzanne Ragan Lentz and Steve Kavanaugh, but was soon expanded to include Clay Dawson, Michael "Gel" Girvin and Ed Love.

*(see Washington Boomerang Club page 19)*

### Visit Brazil This Summer!

Fly to exciting and historic Sao Paulo in time for the first major international tournament to be hosted by the ABB. It happens August 23 to 27, 2005. All USBA members are welcome to participate.

Everyone is encouraged to check out their new websites for more information on the ABB and the inaugural 2005 Pan American Boomerang Championships <http://www.bumeranguebrasil.com.br/> or <http://www.pan2005.com.br/>

## News From Down-Under

[www.boomerang.org.au](http://www.boomerang.org.au):

After placing second in 2003 and 2004, young Tim Lendrum from NSW has claimed his first Australian Championship. Conditions in Albury were close to ideal on Saturday, before strong winds appeared on Sunday. Tim won the MTA (43.47 seconds), Aussie Round (139 points, 10 throws), and Fast Catch (22.54 seconds) events.

Roger Perry (who last week won the Western Australian State Championship), Craig Carter (VIC), Rob Croll (VIC) and Josh Smith (WA) were the runner-ups. Chrissie Metzakis (WA) is the 2005 Women's Champion, 11-year-old Louise Molluso (NSW) the Junior Champion, and Nick Gottschalk (VIC) the Veteran's Champion.

The first of the year's State Championships has been held, with David J Richardson winning his first Victorian Title. In a reversal of last year's result, David won narrowly from Craig Carter (both won three of the six events). The event was held in Axedale, near Bendigo, with local Ben Loveland coming third.

## Guinness Book of Records

Filming for a new Guinness Book of Records television program is underway in Sydney, with Sadir Kattan and Rob Croll flown in from Melbourne, and David Schummy from Brisbane. They aim to film some record breaking throwing, Sadir is known for making and throwing the world's smallest returning competition boomerang, while David Schummy is an ex-world Long Distance champion (and still Australian champion).

Tim Lendrum is also likely to be called into play to launch some Maximum Time Aloft boomerangs to show just how long they can hover up there!

# Boomerang Clubs

Contact Information For Boomerang Throwers Around The USA  
Including On-line Groups

If you would like to have your club or on-line group added to this list send your information to:  
[mhrstaff@usba.org](mailto:mhrstaff@usba.org)

## ARIZONA

### Desert Ranglers

Mark Weary & Don Monroe  
4026 East Cholla Canyon Dr.  
Phoenix, AZ 85044  
480.759.3973

## CALIFORNIA

### S.C.O.R.E

*(Southern California Organizations of Rang  
Enthusiasts)*

SCORE has a bi-monthly throwing session  
held on the beach or at a local High School.  
Morri Mohr, John Villagrana & Kris Kemp  
262 27th Street  
Hermosa Beach, CA 90254  
310.493.7100

## COLORADO

### Richard Pollack-Nelson

### Colorado Boomerangs

2530 S. Ouray Way  
Aurora, CO 80013-1576  
303.368.5933

## CONNECTICUT

### The Wandering Nutmeg Boomerang Society

Paul D. Sprague  
782 Boston Post Rd.  
Madison, CT 06443  
203.245.8211

## FLORIDA

### Flite Stix Boom Slingers

Rich Surace  
855 E. Crisafulli Rd.  
Merritt Island, FL  
407.452.3963

## ILLINOIS

### Rock Island

Kendall Davis has a fully stocked  
boomerang shop with several materials to  
choose from and virtually any crafting tool  
you may need (*if you make it, you take it*).  
There is also a guest bedroom for use and  
the greatest cook in the Midwest prepares  
the meals.  
Ph. 317.793.9885 or send e-mail to:  
[boomerang@master-designs.com](mailto:boomerang@master-designs.com)

## INDIANA

### Indianapolis Boomerang Club

Tony Brazelton  
1184 Barrington Dr.  
Greenwood, IN 46143  
317.883.2334  
[brazelami@yahoo.com](mailto:brazelami@yahoo.com)  
[http://www.usba.org/chapters/  
indyboomclub](http://www.usba.org/chapters/indyboomclub)

## NEW MEXICO

### Sandia Boomerang Club

Steve Sanders  
10408 Woodland, NE  
Albuquerque, NM 87111  
505.294.8842  
<http://homepage.mac.com/boomerangs>

## OHIO

### Canton

Gary Broadbent's boom shop and field next  
door. One of the most prestigious shops in the  
country, fully outfitted with materials for mak-  
ing all types of boomerangs. Featuring pro-  
longed boomerang-making sessions followed by  
3:00 am grilled cheese sandwiches, surrounded  
by one of the world's most extensive collections  
of boomerangs. Call Gary at 330.492.RANG  
to inform of your arrival.

## Delaware

Gregg's Boom shop and field down the road.  
Stop in, make and throw some booms and sign  
the guest book.  
Nightly drink specials. Call Greg at  
704.363.4414 or e-mail at  
[boomerang@columbus.rr.com](mailto:boomerang@columbus.rr.com)

## TEXAS

### Republic of Texas Boomerang Society

(TexBoom Yahoo! Group)  
Dave Hughes  
2506 Charla Circle  
Austin, Texas 78728  
281.341.0934  
[dlhughes001@juno.com](mailto:dlhughes001@juno.com)

## PENNSYLVANIA

### Allentown

Dave Hendricks  
"P/NJ Boomerang Group"  
1086 E. Gordon Street  
Allentown, PA 18103-2208  
610.434.7305

## VERMONT

### Vermont Boomerang Association

Paul Gustafson  
South Burlington, VT  
802.859.3430  
[paul@vermontboomerang.org](mailto:paul@vermontboomerang.org)  
<http://www.vermontboomerang.org>

## VIRGINIA

Steve Cook  
757.926.4823

## WASHINGTON

### Washington Boomerang Club

Steve Kavanaugh  
206.784.0453  
Billy Brazelton  
206.547.1449  
[throwbooms@waboomclub.org](mailto:throwbooms@waboomclub.org)  
<http://www.waboomclub.org>

## ON-LINE GROUPS

### Boomerang Talk

[http://groups.yahoo.com/group/BoomerangTal  
k/join](http://groups.yahoo.com/group/BoomerangTalk/join)

### BoomerangComp

[http://sports.groups.yahoo.com/group/Boomer  
angComp/](http://sports.groups.yahoo.com/group/BoomerangComp/)

### LDBoomerangs

[http://sports.groups.yahoo.com/group/LDBoo  
merangs/](http://sports.groups.yahoo.com/group/LDBoomerangs/)

### TexBoom

[http://sports.groups.yahoo.com/group/TexBoo  
m/](http://sports.groups.yahoo.com/group/TexBoom/)

### USBA\_info

[http://groups.yahoo.com/group/USBA\\_info/jo  
in](http://groups.yahoo.com/group/USBA_info/join)



Support the  
2008 World Boomerang Cup  
in the USA  
by purchasing a  
Washington Boomerang  
Club t-shirt!

T-shirts are white short sleeve with  
the above logo printed in dark green.  
Cost is \$15 plus shipping and WA  
state tax. Proceeds go  
to a housing deposit required by the  
end of this year.

For more information visit  
[www.waboomclub.org](http://www.waboomclub.org)  
or contact Steve Kavanaugh at  
[teamgel@aol.com](mailto:teamgel@aol.com)

# The Sporting News

Featuring Individuals and Events Related to Sport Boomerang Throwing and Crafting

Featured Thrower and Boomsmith:

## John Villagrana of Pico Rivera, California

John is an active participant in the on-line boomerang community. His easy going manner and love of boomerangs make him a tremendous ambassador for our sport.

*As told by, John V.*

In the early mid 80's I saw a Whamo red plastic version of Lorin Hawes' M-17 hanging by it's hole from a toy rack in an Alpha Beta Grocery store. I wondered if it really worked, and decided it was worth one buck to find out. I took it to a nearby schoolyard and, after deciphering the instructions molded on the back, threw it with the wind against my left cheek, flat side against my palm and tilting it to the right. When it came back I found out first-hand that all those animated depictions of an unusually curved object chasing cats and pigs and ducks around corners and in and out of windows and doing all the other things they were shown to do in the cartoons were true.

Even though my Whamo M-17 flew like a toy, I remained fascinated by it and wondered further how far and fast it would fly and how much wind it could stand, if I aimed it perfectly and threw and spun it real hard, without it slipping from my hand. No one else was terribly impressed about what this piece of plastic could do.

My second boom was found in a second hand store in new condition. It was considerably smaller in size than the toy one. Twelve dollars was a lot of dough for a thrift store item back then, but it was made in Australia and looked to be of good quality. Friends were more



*John is not one to step into the spotlight, but when it comes to boomerangs, his passion and crafting skills are top-notch.*

impressed, but still no one did cartwheels or anything. That was fine with me. I threw it every day after work, and seemed to develop a relationship with the neighboring birds. I have a tendency to consider unorthodox notions. Sometimes

that works for me. Of course this boomerang didn't come with instructions, but I occasionally got some good flights with it. I learned that even good boomerangs break.

*(see John V. page 9)*



*John started making boomerangs in the mid-eighties and has produced some terrific shapes.*

# here & there

SNAPSHOTS FROM AROUND THE  
**BOOMERANG**  
WORLD

*A RANDOM LOOK AT A FEW THROWERS AND CRAFTERS FROM AROUND THE US AND BEYOND*



*George Flynn is working on a new catching aid? (go Red Sox)*



*Photo: Jason Price*



*Photo: Jason Price*

*Hmmm...does Delaney make the catch?*

*Now that's a Hackey, Jason Smucker TD for the SEC tournament.*



*Kendall Davis with his Moose Rang, his TC rang for wind.*



*Dave Hughes lets one fly at the Texas LD shootout, Dave placed 2nd overall.*

The Owner of BoomerangTalk and BVD Rangs, shares with us how it all started.

By Dave Hughes

**DH:** How, when (at what age and in what year), and thru whom (if anyone) did you first get into boomerangs?

**Dave:** I guess there are two answers to that. I got my first boomerang back in 1970 or so, which that would make me 19 or 20 at the time. I spotted a Sportcraft boomerang in a sporting goods store and bought it. The instructions were pretty bad and I attempted to throw it the first time right outside my house standing in the street. A typical sidearm throw resulted in the boomerang going high and screaming back at me. After sanding the dinged spots smooth, I headed to a local field and experienced similar disasters. The boomerang may still be in my attic. My real intro occurred in 1988 and by then I was 37. My son, Vince, and I were playing the French horn in a city band and were performing at the 4th of July fireworks program. The band was part of the entertainment as the stadium filled before dark. At one point between music, the announcer tells us to look on the field. Out steps Barnaby Ruhe and Peter Ruhf. They put on a 15-20 minute demo including juggling and trick catches. I turned to Vince and said: "I've got to get one of those"! After the fireworks, Barnaby was back on the field tossing booms. As we finished packing our instruments up, Vince trots out to Barnaby and asks how to get a boomerang. Barnaby tells him to contact American Boomerang Works in Allentown. A few days later I am in the office buying a



Rod Jones and Dave Hendricks, photo taken from a recent trip to Australia

dozen Boomerang Fevers. Vince took a couple off to college and I gave some to friends. Unfortunately, we still didn't know the correct way to throw. It was a year later that Vince and I found ourselves playing the same gig at the same place, with more people doing the boomerang demo. This time several of the people set a blanket out with boomerangs for sale, right behind the band shell. Way too close for me to avoid. I got one from Peter Ruhf and two from Paul David. On top of that, they both gave me instructions and some pointers. The next time on the field was a real eye opener. I was actually making the boomerangs perform correctly. I was hooked then and managed to find Peter at several festivals that summer, each time adding boomerangs to my collection collecting about 12 that year.

**DH:** So, you got turned on by some of the early pioneers of the hobby/sport in the US. Do you still have those first booms you got from Barnaby, Peter and Paul David, and do you still throw them, or are they now what I call "Wall Queens"?

**Dave:** I have two Boomerang Fevers left. I seldom use them because I

have so many other boomerangs I like better now. I have, and use, much of what I bought from Peter. I may not have them all, I think several "sprouted legs" and vanished. There are two or three of Peter's booms in my "regular" bag right now. As you can guess I have more than one bag or box of boomerangs. The real treasures of the bunch were the boomerangs by Paul David. Paul is an incredible craftsman and made such smooth, perfect airfoils. I have a total of three of his boomerangs of which two get pressed into active duty. His Shooting Star, which I bought a little later, is big and impressive. The one "retired" boomerang is a very nice omega painted in a Stars and Stripes pattern. It was the first boomerang I truly mastered. It remained a favorite for several years until I noticed it cracking. I repaired it but it is still fragile and I don't want to break it. Paul lives in the area and maybe I can get him to make another.

(See Dave Hendricks page 16)



## John V.

(continued from page 6)

Having been so hard to find, the rest of my boomerangs were few and far between, until I found a book that explained how to make and throw them. The next feat would be to find a place that stocked the right kind of wood. Eventually, I did.

As I threw more in varying conditions, I noticed that I was becoming more sensitive to subtle aspects of weather, even when I wasn't throwing. Air pressure, wind speed and direction, and levels of humidity had become more discernible to me. Now, I usually know if it's gonna rain or what the day will be like, and this also extends to predicting the way most people in my immediate environment will be behaving on a given day. I think that when we commune with the natural forces that throwing booms relies on, we also connect with cosmic forces on many levels of our being. Furthermore, I would speculate that



*John is a very accomplished thrower and has excellent tuning skills.*



*John likes the "hands-on" feeling of using a grinder while holding the blank in his hands.*

we all come to this realization one way or another, each in our own personal context.

I base this belief on the testimonials I've read in nearly every commentary on the web where individuals describe their personal identity with boomerangs, including the ones contained in this thread.

People who don't throw booms don't understand. They golf, bowl, throw frisbees, play ball, and wonder why we're engrossed in such a pointless pastime. What's more disturbing to me than the question, "Why do you do it?", is when a returning boom lands ten feet away from me and I'm asked, "Why didn't it come back?". I read in a magazine article that boomerangs have been called the thinking man's frisbee, and I think that's the predominant quality that we boomers have in common. Perhaps it separates us from those who don't get it. The act of throwing boomerangs alone inspires thought, and gives a hint that we're dwellers of the sky more so than of the earth. Only our feet touch the ground.

-END

# A Slice of History

A historical look into people and places that made the sport of boomerangs what it is today

Thanks to Bob Burwell for the photos and old articles, Bob's father Cec and in fact the whole family were good friends with the Timbereys

## The History of Joe Timbery the First Boomerang World Champion

By Roger Perry

Timbery the first recorded Australian Aboriginal name. This was the name given to the famous French explorer La Perouse by the aboriginal people working on the French ships during their stay in Botany Bay New South Wales in 1778.

The Timbery tribe members were recruited by the French to assist in finding water, fishing, hunting Kangaroos, emus and to help prepare the ships for their further discovery voyages. La Parouse recorded the Timbery tribe as such in his diaries and requested the British commander captain Philip to present his papers to the French Government when he returned to England, Commander Philip duly delivered the diary to the French.

In 1988 at the Bi Centenary of the birth of the French Republic the French Government sought out the remaining Timbery family to be part of the celebrations. John Timbery and his wife Marge represented the family, John is Joe's brother as Joe had passed away some years earlier. Joe Timbery had visited France in the early 60's as part of a world tour demonstrating his amazing skill with the hard wood returning boomerangs.

That tour had commenced in New Zealand where Joe demonstrated in front of a Maori chief, after the demo Joe presented the chief with a boomerang as sign of friendship between the two cultures.




This boomerang in the raw is ready for polishing, staining or poker w  
In olden days they were buried in damp earth so as to toughen the w

*Joe Timbery with one of his new creations. The caption in the above picture conveys some unusual finishing techniques.*

As a result of the gift and extraordinary thing happened, during a talk later the Maori chief then presented Joe with a boomerang and asked that it be returned to Australia,

the boomerang had been in his family for generations. That boomerang had been given to his family by the first white man to come to New Zealand some 100 years before. Joe returned the boomerang at the end of his tour around the world but had not as yet tested it as it was warped. Later soaked the boomerang in water for a week and then re-tuned and straightened it out. Joe was a little apprehensive about throwing this boomerang relic, fearing it may break or not return, however when he threw the boomerang he was amazed at how well it flew. Joe was a quiet man who never swore or cursed or showed much emotion, but on this occasion he exclaimed, "My goodness me, what a marvelous boomerang".

Joe grew up in the suburb now known as La Parouse on the shores



*Curios: def., a curious or unusual object of art or bric-a-brac.*



*This picture speaks for itself, I wonder if Joe does the foot catch in bare feet?*

of Botany Bay overlooking Frenchman's Bay so named because the French boats rested there. Joe learned to make and throw boomerangs as a boy under the guidance of aboriginal Ned Hosking regarded at the time as the best thrower in the La Parouse area in the early 1920s.

Joe regarded this period as a most marvelous time as most of the aboriginal community made and sold boomerangs and assorted artifacts to the tourists that came after the 1st World War. Stalls were set up and boomerang throwers demonstrated their skills every Saturday and Sunday for the hundreds of visitors that came by tram to this beautiful area.

World depression set in the early 1930s. Australia had an unemployment rate of over 30% and more in the country areas. The aboriginals in La Parouse were badly affected then, there were no concessions you paid your way or you went hungry. Joe made a sackful of boomerangs and walked up the coast to Queensland some 1,000Kms selling and demonstrating along the way.

During one of his journeys the rains came down heavily for weeks, the rivers rose and one morning whilst watching trees being swept downstream Joe noticed a wet and shivering Koala on one tree and

decided to swim out and rescue the Koala. From then on the Koala went from town to town with Joe sleeping under the stars and in search of work. It was also during this time that he met and married his wife and then raised a family in La Parouse.

**JOE THREW A  
LARGE ABORIGINAL  
BOOMERANG ABOUT  
50 METERS OUT AND  
ON ITS RETURN LAID  
ON THE GROUND  
AND CAUGHT IT  
IN HIS FEET**

The Koala joined the celebration and feasting and had by then acquired a taste for cake and beer as well as the eucalyptus leaves. Joe maintained his shop during these times selling to the tourists through the depression and into the start of the 2nd World War and beyond. As his children grew they learned to throw boomerangs and the eldest boy started to make, the girls also became good throwers and fine artists decorating the boomerangs and are still doing so to this day.

In the early 50s Joe met Duncan MacLennan and they set up over a period of years a partnership and friendship with Joe making the beautiful boomerangs and Duncan at first selling them at his swimming baths business and later at his famous boomerang school in Kings Cross which is still running today. Also known to Joe was the Burwell family that went to school together and traces back to Bobs grandfather who arrived from England and moved to the La Parouse area.

Around this time an American visited Duncans boomerang shop and asked if he was Joe Timberey upon hearing that he wasn't asked if he could be introduced. He explained that he had been making boomerangs since the 1920s and had seen Joe throw boomerangs on TV. The name of the American was John Gerrish one of the founders of the boomerang in the USA along with his wife Marjorie. Duncan became good friends with the American and traveled to the bush to get branches and roots for making boomerangs with Joe. John Gerrish bought many boomerangs from Duncan and on one occasion said the best boomerang I have ever seen is this one purchased in 1930 which he showed to Duncan and asked did he know who made this boomerang.



*(see Timberey page 20)*

# Competition Round-up

Comprehensive Coverage of Tournaments, Upcoming Events and Techniques Related to Competition



Photo: Matt Cox

Mark Legg gets ready for Aussie Round which he ended up winning with an 82.

## U.S. Nationals/Expo

(continued from page 1)

In the Advanced Division individual competition, the ideal conditions created a shoot-out for first place between defending tournament champion and Delaware native Mark Legg, tournament founder and 12-time national champion Chet Snouffer, and USA team member and number one ranked thrower Matt Golenor of Nashville, TN.

Golenor seized the early lead after the second event with a tremendous showing in the maximum time aloft event, pushing him past Vermont's

John Flynn, a veteran US Team member and former world record holder. With Golenor running out front, and Legg, Snouffer, Flynn and Iizuka close behind, the pack waited to see if Matt would leave the door open in one of the remaining four events. The opening came quickly as Golenor scored a 36/50 in Accuracy and all four scurried through it with scores above 36 to close the gap. The door was swung wide open in Australian Round, as Golenor posted a 64/100. Again all four throwers jumped on the opportunity with Flynn (72 points), Iizuka (73), Snouffer (68), and Legg (84-1st place).

However, Golenor slammed the door shut on any hopes of further insurgency by winning the last two events outright. In Fast Catch, he posted an 18.25 while Snouffer went 19.26, and then won Endurance with 68 catches while Snouffer posted a 67, enough to secure the silver medal, just edging Mark Legg who finished with the Bronze medal. Matt's throwing during the entire day was outstanding, consistent, especially in MTA, Fast Catch, and Endurance, very hot! Congratulations!

Delaware's Gregg Snouffer, the tournament co-host and two-time national champion finished 7th with 48 points. Cody Snouffer, competing in only 4 of the 6 events finished 20th. Delaware native Stephanie Frisch finished 9th in the Intermediate Division with 47 points.

In the Senior Division, Mike Dickson came out of semi-retirement at the ripe old age of 51 to upset an exciting dual between past national champions and cousins Larry Ruhf (1985) and Barnaby Ruhe (1986). Legendary founders of the sport, the two battled back and forth with Ruhf finally holding sway to win the silver trophy for second, with Ruhe in third. Dickson took home the First place trophy, also Silver, commemorating the Delaware event's 25th anniversary. 72 year old Bud Pell, who fathered the Senior Division into existence and looks to be about 55, finished fourth with Jim Halstead in fifth.

In the Intermediate Division, Nate Smucker threw extremely well to win the division ahead of sister-in-law and new mom, Laura Smucker. Bart Flynn put on a show for third in the Division ahead of long-time thrower Kendall Davis and Aron Brown, tied for 4th.

SPECIAL THANKS to Fred Malmberg for heading up the Craftsmanship Award and for co-hosting the Thursday evening Q/A Session along with Gregg Snouffer, Jason Smucker for serving as Head Judge for Long Distance, as well as serving as Head Scorekeeper. Co-Director Gregg Snouffer ran the team day with the entirely exciting and innovative Delaware Duals Pro-Am format which was huge success!

The Dead Boomeranger's Memorial Throw was also Gregg's brainchild and was a smashing and sentimental success with booms by the Janetzki's, Herb Smith, Willy Davis, Willi Urban, unknown Aboriginal makers, Jackie Byham, and more thrown and caught in tribute.

Kendall Davis single-handedly ran the booth for demonstrating the art of boomerang craftsmanship and ran out to throw in the events (often with no warm-up) in-between his gigs with the audience!

Carmen Snouffer hosted a killer cookout Sunday for the 20 or so throwers who remained on, while Stephanie Frisch hosted the same on Friday night to kick things off. Thanks to all I've failed to mention for their contributions which made this a fantastic event.

### Top 5 Individual Finisher's

- |                       |            |
|-----------------------|------------|
| 1. Matt Golenor, TN   | 23 points  |
| 2. Chet Snouffer, OH  | 26 points  |
| 3. Mark Legg, OH      | 27 points  |
| 4. Nobu Iizuka, Japan | 34 points  |
| 5. John Flynn, VT     | 42 points. |



*Chet Snouffer lets one go in Aussie Round placing fourth in this event and second in the individual overall.*



*Photo: M. Mohr*

*Nate Smucker in Aussie Round, the Intermediate champ.*



*Photo: M. Mohr*

*Bud Pell making it look easy at 72 years young.*

*Check out the following pages for more competition coverage from around the U.S.*

# U.S. Tournament Results

Keeping you up to date on all the regional tournaments around the U.S.

Send your results to [mhrstaff@usba.org](mailto:mhrstaff@usba.org)



*Congratulations to Andy Cross on his very decisive win, and for being the new Canadian LD Record Holder!*

## An overview of this Texas style Shootout.

By Pat Steigman

Saturday was absolutely perfect, with winds 5-10 mph from roughly the west. Sunday, it got close to 90 degrees with a west wind at 10-20 mph.

The first round was a close one between Andy and Dave Hughes. Andy led off with a 115 on his third throw, then Dave came back with a 119 on the fourth. Then, Andy posted a 122 on his fifth throw. David Hirsch of Dallas entered the 100M Club in Round 1 with a solid 103.

In Round 2, Andy Cross upped the ante with a 137 on his first throw, topping his previous personal best by 4 meters. Roy Dempsey let out a 104 in that round, as well. And Stu Jones launched himself into the 100M Club with a 102. It was definitely all over for Dave Hughes at that point.

In Round 3, Andy bested that 137 with a stunning 152 on the third throw of the round, while Dave could only muster a 105 in that round.

Round 4 saw Pat Steigman post a 106 to catapult him into the 100M Club. Andy topped out with 138 in that round, while Dave topped

his previous best by one meter, at 124.

Round 5 was not stellar for anyone, as by that time, the winds had simply become ridiculous, blowing some booms about 60 meters back behind the line, and we had to interrupt the round for about 15 minutes to find Joe Rader's boom. But still, Hughes managed a 104 and a 102, and David Hirsch eeked out a 101.

Results:

1. Andrew Cross (CDN) 152m
2. Dave Hughes (USA) 124m
3. Pat Steigman (USA) 106m
4. Roy Dempsey (USA) 104m
5. David Hirsch (USA) 103m
6. Stuart Jones (USA) 102m
7. Bob Rudy (USA) 94m
8. David Bacque (USA) 91m
9. Bruce Armstrong (USA) 83m
10. Joe Rader (USA) 78m
11. Ace Armstrong (USA) 69m
12. William Watts (USA) 66m

## 2005 Southeastern Classic



*Photo: Jason Price*



*Photo: Jason Price*



*Photo: Jason Price*

*Chicago Bob, Delaney Mohr and Juice round out the top three of the S.E.C.*

The SouthEastern Classic (SEC) comes down to the wire in the last event.

By Jason Smucker

This year's 6th annual SEC boomerang tournament was won by none other than veteran thrower Chicago Bob from St Louis. He held off some stiff competition from Delaney Mohr of Atlanta. It all came down to the final event of Endurance which Bob entered with a 4 point lead over Delaney. When the dust settled, Delaney took 2nd in endurance and Bob finished 5th, preserving a one point margin to claim title to the 6th annual SEC boomerang tournament. The rest of the finishing order was rounded out by Dennis "Juice" Joyce, Mark Legg, Jason Smucker, Kendall Davis, Laura Smucker, and Tim Maultsby.

The day started off with MTA in some howling winds from the East. The event was complicated by the terrain underfoot. The previous week's rains had left standing puddles over a large portion of the 100 meter circle. Several people made some pretty spectacular splashes as they pursued their boomerangs. Most people were trying to survive the conditions by either throwing 3-bladers or by "pooching" their 2-bladed MTAs. Jason proved to be Mr. Consistency, making all 5 catches inbounds by using his Palm 3-bladed MTA made by the Bower brothers for a combined time of 72.45 seconds. However, Delaney found the one decently calm moment of the MTA event during his last throw. He pulled out his carbon fiber Dimanchev Trigger and launched a 36 second flight that propelled him to win MTA with a combined time of 83.18 seconds.

The second event was Aussie Round. The winds were still gusty and shifty. Mark Legg shredded through it all with his custom G-10 V-boomerang and finished head and shoulders above the rest with 66 points.

# Tucson Don's May Day Tournament



*The group of throwers from Tucson Don's May Day Tournament always held the first weekend in May.*

The wind shiftiness continued in Accuracy. Other than the beginners, all the throwers clustered their scores within an 8 point range. Juice ended up on top with 31 points.

The winds started to settle a little bit for Trick Catch, but nobody was able to break out and excel. Mark Legg took first with 65 points. There were only two foot catches made during the event. Of course one of them was made by Chicago Bob who tied Delaney for second with 60 points. The other notable foot catch was made by Timmy in grand fashion.

Other notable performances of the day: Kendall Davis took all the advanced throwers to school in the Endurance event. He won endurance outright with a rock solid personal best of 48 catches in some shifty winds. Hanging right there with the guys, Laura Smucker also threw a possible personal best 41 catches to take 4th place in endurance.

**The Arizona weather mellowed out just in time for everyone to have some fun - in the Tucson sun.**

By Don Monroe

Hey folks - another really fun annual Tucson tournament, Morri Mohr came from California, Joe Rader was on his way from Texas but hurt his shoulder and decided on another tourney. Kris Almquist and family came down from Phoenix, both the kids played all the games all day. Chuck House, John Gaston and I (Tucson Don) made up the throwers.

The weather was great, not too hot or windy. Morri had a 43 second flight in MTA - but dropped it. Chuck and Kris have not competed since last tourney and the two kids (11 and 13) had not competed before and did great. Anyone that has been to my tourney will tell you that I do what it takes to have the most fun and still compete and I think we accomplished the goal again this year. Hope to see everyone in Seattle or New Hampshire.

## **Dave Hendricks**

*(continued from page 8)*

**DH:** Let me put you out on a limb here and ask; what is your favorite "other peoples" boomerang in your personal collection? Or should I compartmentalize this question into different classes of booms (AR, FC, etc.)?

**Dave:** With over 500 boomerangs in my collection, it would be difficult to narrow it down to one. I'll try to pick a few. Kookaburra by AboSteve. I've had this one about ten years. It had good range and always works well for me. It is a real joy to toss and a constant companion in the throw bag. Snake MTA by Ola Walberg: The best performing MTA in my collection so far. Rippah by Bob Burwell: I never liked traditional shaped boomerangs before owning one of these. It is so much fun to use. I should point out that I love almost any Burwell I have. BadBoy by Niels Jensen: Nearly got me into throwing Long Distance at the 2003 Expo. I actually think I should have used it but was trying out a phenolic version. The one by Niels is an incredible performer and makes people look when I toss it. Phenolic Doublers by Gary Broadbent: These are new to me but since getting them even I can catch both with regularity. With them, I look like an expert to the newbies around here. Omega by Paul David: was number one before its retirement. May be a sentimental favorite. Small omega and vee by Peter Ruhf: Both have been in my bag for 10 years. Good in smaller fields and easy on the arm.

**DH:** You have a fairly busy boomerang business, BVD'Rangs. You're also usually in the running for the USBA Craftsmanship Awards, if not actually winning them, with your beautiful lapjoint booms. How did you learn those lapjoint and other boomsmithing skills?

**Dave:** I was wondering when this

would come up. Not much before becoming interested in boomerangs, I got started into woodworking. By the time boomerangs hit, I was really into it. A few trips to visit Vince in college got me real close to Grizzly Tools in Williamsport, PA and I managed to get a table saw, band saw and jointer, along with a bench top belt sander and drill press. At one craft show I was buying boomerangs from Peter Ruhf and he asked why I didn't make my own. He pointed me to a local source of 5ply 1/4" baltic birch plywood and told me to try his boomerangs as patterns. He said to follow his basic airfoils and go from there. The first booms mostly worked but were shabby by current standards. I remember making a copy of a tiny 3mm thick traditional from that 1/4" plywood. It's a miracle I got it to fly. Many of those early boomerangs have lots of undercut, just to make them work. Purchases of boomerangs from other boomsmiths broadened my awareness of how they were made. By trying to make similar boomerangs, my skills advanced.

I think it was sometime in 1995 that I called Fred Malmberg before going to visit some friends in York, PA for the weekend. Fred said: "Come on over and visit" so I did. We did two things that day. One was to go out and throw boomerangs a bit, the other was for Fred to show me how he made lap joint boomerangs from rare woods. I must have been a pretty good student because in 1996 I entered the Craftsmanship contest in Virginia Beach and tied with Fred. At that point I was pretty much unknown in the USBA. Fred was a big help in that he gave me the opportunity to make boomerangs from what I consider "real wood". One reason I became a woodworker was that I like the beauty of wood. To me, nothing beats applying that first coat of finish and seeing the grain and color of the

wood come to life. I have since moved on to different techniques for my hardwood boomerangs but Fred's initial advice went a long way to making me a better boomsmith.

I am still learning and always seem to find inspiration from other boomsmiths. Niels Jensen taught me about long distance airfoils with his BadBoy and I have tried reworking one or two on my BVD'Rangs boomerangs to take advantage of it. Dave Hughes somehow always sends me his nicest work and it pushes me to refine my own finishing technique. Pierre Kutek has opened my eyes to the use of space age materials, both alone and in combination with traditional materials. Someone who taught me, while I taught him, was my son, Vince. As soon as he started making boomerangs, I could see the crudeness of his first boomerangs. As he progressed, I had to get better just to stay ahead. I have four or five of his lapjoint boomerangs and know Vince could enter the Craftsmanship contest and be very competitive. I think he might have done it in 2003 except that he was selected to judge the contest. Probably my newest teacher is Bob Burwell. Bob makes his airfoils different than many people I know and I am sure it affects the performance of his boomerangs. Recently I have tried to make some duplicates of his models to see if mine performed the same. Some work very well and now I am going to apply some of these techniques to several on my own designs, in order to see how it affects their performance. I guess that an "old dog" can learn new tricks, especially if the teacher is an "older dog".

**DH:** Do you or did you ever have any aspirations of competing in any boom tournaments, or is your involvement in boomerangs mostly on the hobby/craft/art level?

**Dave:** I never really wanted to compete. I have come to learn that this is



one of the best ways to meet others in the sport and learn from them. I just don't have the knees to do it. I competed in my first tournament in 2003, a H2H in Allentown run by Adam Ruhf. I managed to get through three events, placing 2nd in Trick Catch (my worst event) and getting eliminated during the first round in Accuracy and Aussie Round (my favorite event). I couldn't make it through the warm-ups for fast catch and withdrew. By the end of the tournament I was just having trouble standing up. Too much pain is not fun at all.

**DH:** Tell us some more about your Web sales of BVD 'Rangs. About how many booms do you sell each year? Who is buying them, mostly? Are your customers fairly evenly distributed around the U.S., or do they tend to come from any particular areas?

**Dave:** This might be hard to believe but I don't keep track except to record totals for income and sales tax purposes. It isn't all that many. Springtime and Christmas are busy times. My total sales are way down but I went from a dozen craft shows a couple years ago to none this year. I am sure I was making/selling about 500 a year as recent as five years ago. Now that is probably closer to 150 - 200. I bet my Internet sales are up even if I have eliminated craft show sales. Most of my sales are to newbies, people who have never had a boomerang. They are from as close as my hometown to across the world. I ship to many countries, especially now that Paypal has made it possible to do business that way. The funniest thing is how people on the Internet seem to assume I am a large operation. Many ask to visit my store to shop or are surprised that when they call, they get the home phone. They envision many people in a huge factory, cranking out boomerang after boomerang. They do not think it is one guy, in an

unheated garage, with minimal electric power, making boomerangs one at a time.

**DH:** Obviously, your boomerang sales aren't the bulk of your livelihood. Would you describe your "day job" for us, and give us an idea of what occupies the hours of your workday (besides lunch-hour boom tossing, of course)?

**Dave:** I work for a company that provides contract computer programmers to business. My typical function is to lead a new team at a customer site during the first several months of the engagement. During this time our people learn to support the legacy applications selected. After that initial period, our people assume support and the customer's staff move on to newer and more important work. My function often calls for extended stays away from home.

**DH:** You're a past USBA Board member, of course, but prior to your term and since then, you are and have been quite active within the USBA. How do you see your role in the organization, and how would you

encourage other members to become more involved?

**Dave:** Me? Been active? Must be another Dave you are referring to. Frankly, I don't know my role within the USBA. I guess you could say I am a member. As far as encouraging others to become involved, take Nike's advice and "Just do it". Many people tend to think the USBA is some grand organization with many people and unlimited funds, which is just waiting to respond to the member's every need. I have news for you, it's not. The board is comprised of a few people who have stuck their necks out, and offered to make a difference. The rest of the USBA is anyone who is a member. You want a demo? You want a tournament? You want more articles in MHR? "Just do it!" Don't wait for it to be dropped in your lap;;, it's a long wait. The board is just a small team and frankly, can only do a small part of what needs to be done. With an organization as small as the USBA, the members are the most important resource. We can't make it happen without the members.

*(See Dave Hendricks page 19)*



*Dave Hendricks and Robert Burwell at Boomerang Road somewhere in Australia*

*Two world champions chime in with their insight on Fast-Catch tuning and boomerang selection*

### **By Chet Snouffer**

TUNING YOUR FAST CATCH FOR MAXIMUM PERFORMANCE (caution Fast Catch Boomerangs are FAST, always wear eye protection)

Once a boomerang is carved, sanded, and sealed by its maker, it's far from finished as far as maximizing its performance is concerned. Good boomerangs should fly fine when they arrive, but depending on your throwing style and the wind conditions, you may need to tune it to optimize its performance.

The SE-3 tri-blade design utilizes the latest in technology to allow you to go under 20 seconds for a round of five throws and catches. It is designed to stay low. Consequently, the most common problem you'll encounter is often that the boomerang runs into the ground. If the boomerang flies too low, gently bend the wingtips up slightly. The change in flight path can be dramatic, so go easy and adjust one, two, or all three wings as necessary to bring it up. Conversely, if the boomerang skies over your head, bend the tips down gently and test fly until it flies level all the way around.

The proper throw is nearly dead vertical, 90 degrees off the wind. The more power behind the throw, the faster it flies. Back off power for more control or in windy weather. The range of the SE-3 can be dramatically altered as well. If it flies short of 20 meters, twist the wingtips with a negative angle of attack. That is, twist the wings so that the leading edge is slightly lower than the trailing edge. A second method I learned from Doug DuFresne is to place a small flap, 1/2" wide and only about 1/16" tall at the wingtip of one wing only. This spoiler really kicks the range out there and increases the wind resistance of the rang. If the boomerang is flying too far (a waste of time in Fast Catch), then twist a positive angle of attack into one or more wingtips until the range is shortened up appropriately. The best strategy for competition is to assure yourself of adequate range (22 meters) so as to NEVER get called short on a throw.

In wind, you want to increase the range through either a spoiler, velcro flap, a small weight taped to the bottom of one or more wingtips, or negative angle of

*(see Chet page 21)*

### **By Manuel Schütz**

**Question:** What type of boom do you use in light, Medium and Heavy winds?

**Manu:** For perfect conditions: I use a Polypropylene FC for <15 seconds. For a safe round <19 seconds I use an old Glow In The Dark (Glowie).

Medium Conditions: A Glowie with 6 to 8mm holes for a <23 second round or a Nylon similar to the fast Glowie to make a <20 seconds in the 2nd round.

Bad Conditions: A Glowie with rubber-bands and weights. In very bad conditions (25km/h wind) I use a nylon with VERY large teardrop holes (Georgi Dimanatchev shape).

**Question:** What are some of your tricks for field tuning when conditions don't quite match any of your booms?

**Manu:** This only happens if the winds are shifting. In this case I take a FC for more wind than normal and make it slower at the end by adding rubberbands in the middle of the wings.

**Question:** Do you do much field tuning or do you try to carve tune most of your FC booms?

**Manu:** Field Tuning is very important! At every place in the world your rangs will fly different. One always has to adjust tuning, even during a Fast Catch round! This means: One needs a material that will accept a tune within a half second, but it may not deform during the catch. Hence the old Glowies are still the best! But now some new Nylons are available with quite similar properties.

**Question:** If a boom is consistently short on range what would you do first to extend range?

**Manu:** If there's wind and the FC boom goes behind you at the end: Negative Angle of Attach at each wing. In low wind conditions: Usually I put 0.5-1g lead at each wing. Always on the downside and 3cm away from the wingtip. This can even make your FC boom faster and more stable!

**Question:** If you could give advise to the intermediate thrower related to FC, what would be your top three pointers?

*(see Manu page 21)*

## **Dave Hendricks**

*(continued from page 17)*

**DH:** By 'active', I meant that you're always involved in things like the Design competition at Expos and generally help out wherever you're able. For instance, at the Expo in Houston, you organized the first 'boom shop' which was a huge success not only to the public, but also to the competitors, as they were able to trot over and make last-minute modifications to their comp. booms if needed. Also, your hosting of BoomerangTalk provides an invaluable service to the boom community. In my mind, that's active! In light of that, how would you suggest that 'rank & file' USBA members become more involved in making the USBA a bigger, better organization? What can the local guy or gal do to add value to the USBA?

**Dave:** Host local throwing sessions. Set a time and place and be there. Eventually others will find you and the numbers will grow. Encourage membership in the USBA. When you have more than then a few people, have some fun contests, then move on to "real" tournaments.

**DH:** If you would, tell us a little more about Dave Hendricks. For instance, who's that lovely lady that hung out with you at the Expo in Houston(your wife, of course!)? Where do you live? Do you have pets? Are there other hobbies or interests that occupy some of your time? You know, general bio stuff...

**Dave:** You mean Barb? The lady that followed me to three Expos? What a trouper! She goes even though she has no real interest in boomerangs. This year she even set up some offsite activities for the tagalongs. She supports my hobby and even helps with some of the boomerang work when needed. She is a mean scrollsawer. She is also excited about our

planned trip to Australia to celebrate our 35th anniversary. She does realize that it involves boomerangs at some point, although she is thinking Great Barrier Reef and looking for opals as two other activities.

We have lived in Allentown PA (remember the Billy Joel song?) for over 30 years. I lived in nearby Bethlehem, PA the rest of my life. No pets to speak of. Allergies to fur and dander put a stop to that.

Other interests? I play French horn but have far too many instruments in the house to count. Most are brass or percussion. Barb did nix the sousaphone as being too big. It would have been fun to play. Latest additions are two sets of bagpipes. Bet I could torture some people at an Expo with them, eh? I also sing, sometimes in the choir, sometimes solo. Solo stuff is mostly contemporary Christian pieces. Then we have photography, which I have recently gone more into digital than film. I still have a good arsenal of Olympus cameras to work with both digital and 35mm film. As many already know, I love to cook. Favorites are Cajun cuisine, Texmex and fish of any kind. Fishing is also big with surf fishing being number one. You already know about the woodworking but home winemaking and beer making are also regular activities. I have scaled back on these but at one time I was winning wine competitions in the American Wine Society. I'll never forget the year I took first place with a red and Robert Mondavi was a judge.

**DH:** And finally, do you have any additional thoughts or anything else you'd like to say to MHR readers and USBA members?

**Dave:** Yes, get out and throw, teach someone else to throw. Teach a coworker to throw. Go to your kid's school and teach students about boomerangs. In other words, spread the word about boomerangs.

-END

## **Washington Boomerang Club**

*(continued from page 4)*

The organization's mission is to promote boomerang activities, awareness and education in the State of Washington, to assemble and maintain an archive of boomerangs and related ephemera from around the world through the World Boomerang Archive, and, to host the 2008 World Boomerang Championships, at the University of Washington in Seattle.

Even in its initial stages of inception, WBC received encouragement and advice from Doug DuFresne and Ali Fugino, a former president of the USBA and current executive director of the Drachen Foundation [www.drachen.org](http://www.drachen.org). Soon after seeing the Drachen Foundation archive of kites, it became clear that there is an even larger role to be filled in the boomerang world. WBC's World Boomerang Archive seeks to organize and preserve the best boomerangs and related material in the world, and more importantly to make this collection available and open to the public.

We have an all-volunteer board. Revenue is currently limited to the sale of boomerangs, hockey tape and t-shirts with our very cool logo on the front, as well as donations from supporters. This year we have filed for federal recognition as a 501(c)3, tax exempt organization. Therefore, supporters of Washington Boomerang Club and the 2008 World Boomerang Championship will be able to deduct contributions on their federal tax returns.

Like most small businesses we have more required expenses and infrastructure needs than we can afford. Right now our greatest need is to cover the accommodation deposit at the University of Washington, which is due this year to guarantee rooms for the expected 150 people who will be participating in the 2008 World Boomerang Cup.

The last time the USA hosted a WBC was back in 1998, in St Louis. With the worldwide growth of boomerang sport, it will probably be another 10 years before the USA has another opportunity to host. For more information about the Washington Boomerang Club or the 2008 World Boomerang Championships please visit [www.waboomclub.org](http://www.waboomclub.org) or contact Steve Kavanaugh at [teamgel@aol.com](mailto:teamgel@aol.com).



*A trip into the bush in search of some natural elbows. Not like ordering plywood from Anderson Trading Co.!*

**Timberey** (continued from page 11)

In 1954 the Queen of England made a grand tour of Australia and Joe was asked to throw boomerangs as part of the celebration. Most country centers had fairs and Wagga Wagga was where the event took place, Joe threw a large aboriginal boomerang about 50 meters out and on its return laid on the ground and caught it in his feet.

He then launched 10 boomerangs throwing the last one as the first was landing at his feet as did the following 9 in succession. Joe was later in the day presented to the Queen with his family and his collection of boomerangs.

On another visit, Duncan visited Joe at his new home on Frenchman's Bay and asked could Joe please throw the boomerang. It was a windy day but Joe still managed to throw and catch the boomerang 6 times without moving from where the boomerang was thrown. Duncan then asked if he could try the boomerang that Joe was using but was told it was too heavy for him. Duncan asked, "well, can I at least catch it then", but was told he wouldn't be able to hold its return. Duncan assured Joe there was not a boomerang he couldn't catch so Joe threw the boomerang and Duncan got both hands to the boomerang but it broke free and hit him in the neck and knocked to the ground.

Duncan later apologized to Joe profusely but Joe just laughed and said I did not think you were quite ready for that boomerang. The lesson learned was that aboriginal boomerangs were not toys and should always command respect.

One day in 1976, Joe came to Duncan's boomerang shop to see him and talk to customers; he had a

lovely nature and delighted in meeting overseas visitors, and observed they all loved Joe. This particular day a man came to Joe's house to buy boomerangs and told Joe you come highly recommended to me, "that's nice" said Joe and then the man repeated it three more times.

Joe then asked who recommended you and was told that the queen of England had told the man during a talk that if you go to La Parouse, anyone can tell you where to find the champion boomerang thrower Joe Timberey.

The word from Duncan Maclellan was that Joe was the nicest person he had ever met in his life and certainly without a doubt the finest boomerang maker, thrower the world has ever seen (bearing in mind that Joe was Trick Catching with hardwood large boomerangs).

So from here we can clearly see the influence Joe has had on boomerangs in Australia and overseas. He certainly must be one of the grandfathers of the boomerang world as we now know it.

-END



*It was a family affair to haul all the timber back to the house.*

1. Learn how too much tuning affects the flight path by heart. Too often your FC boom gets lower and lower/shorter during a round. Then decisions have to be made within fractions of a second! During my Swiss record in 1999 (15.41sec.) I tuned my boom two times during the Transition since the first three throws had the boom steadily rising.

2. Create your own shape. Since the throw has to be precise, the wingtips of your FC have to exactly fit your grip. For example take the "Icerunner" and change the wingtips.

3. Take a FC which is just slower than the one you're able to catch. Based on this safety, improve your transitions.

MHR,  
Manuel



Photo: Stanislaus

attack. You also want to slow it down! In wind, speed kills and you want to be safe rather than sorry. A drag flap almost 1/8" tall and taped to the underside of ONE wing, will slow it down while allowing it to stay up. A similar flap on the top side of the wing will slow it down and also lower the flight.

Experiment to see which works best for you in the conditions you're facing. Buy some velcro sticky back dots at a local fabric store. These make GREAT wind spoilers and you can use both the hook and the cloth side depending on the effect you want.

Finally, if your fast catch is simply too fast for your tastes, drill a 1/4" hole about 1" in from each wingtip. This will slow it down and make it much more friendly.

If you have further questions about Fast Catch or the other competitive events, feel free to write and ask about custom competition rangs.

See you on the field,  
Chet



Photo: Matt Cox

**HITHG Boomerangs:**




*High quality, hand crafted sport, competition and artistic boomerangs by Daniel and Richard Bower.*

Phone: (425) 821-2753  
Mail: POB 2193  
Kirkland, WA 98083

[www.geocities.com/hithg\\_boomerangs](http://www.geocities.com/hithg_boomerangs)

**flight-toys.com**

Large Selection of Flying Toys including Boomerangs, Throwsticks, Aboriginal Artifacts, Flying Rings, Slings, Bolas, Atilis & More.

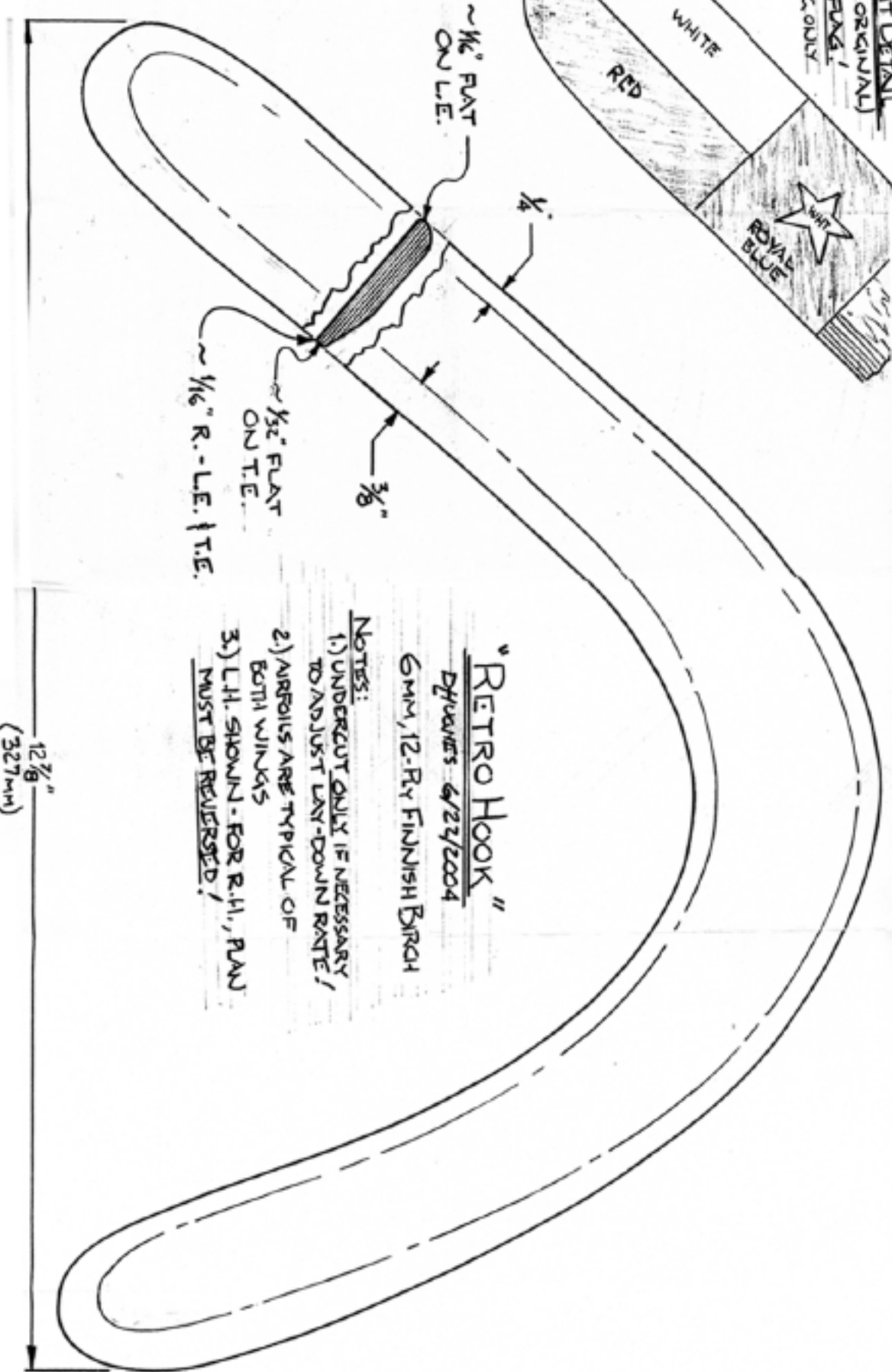


More than 50 boomerangs to choose: Low Cost, Sporting, Art, Collectable, Long Distance, Fast Catch, MTA, Doubling, Australian Round + more

Boomerang Auction 2X/Year  
<http://www.flight-toys.com/boomerang/auction.htm>  
Next Auction: March - May 2005

<http://www.flight-toys.com>  
tbailey@ic.net  
(734) 971-2970

PRINT DETAIL  
 (ON MY ORIGINAL)  
 TEXAS FLAG,  
 LEAD WING ONLY



"RETRO HOOK"

DYWIDAG 6/22/2004

6MM, 12-RY FINNISH BIRCH

NOTES:

- 1) UNDERCUT ONLY IF NECESSARY TO ADJUST LAY-DOWN RATE!
- 2) AIRFOILS ARE TYPICAL OF BOTH WINGS
- 3) L.H. SHOWN - FOR R.H., PLAN MUST BE REVERSED!

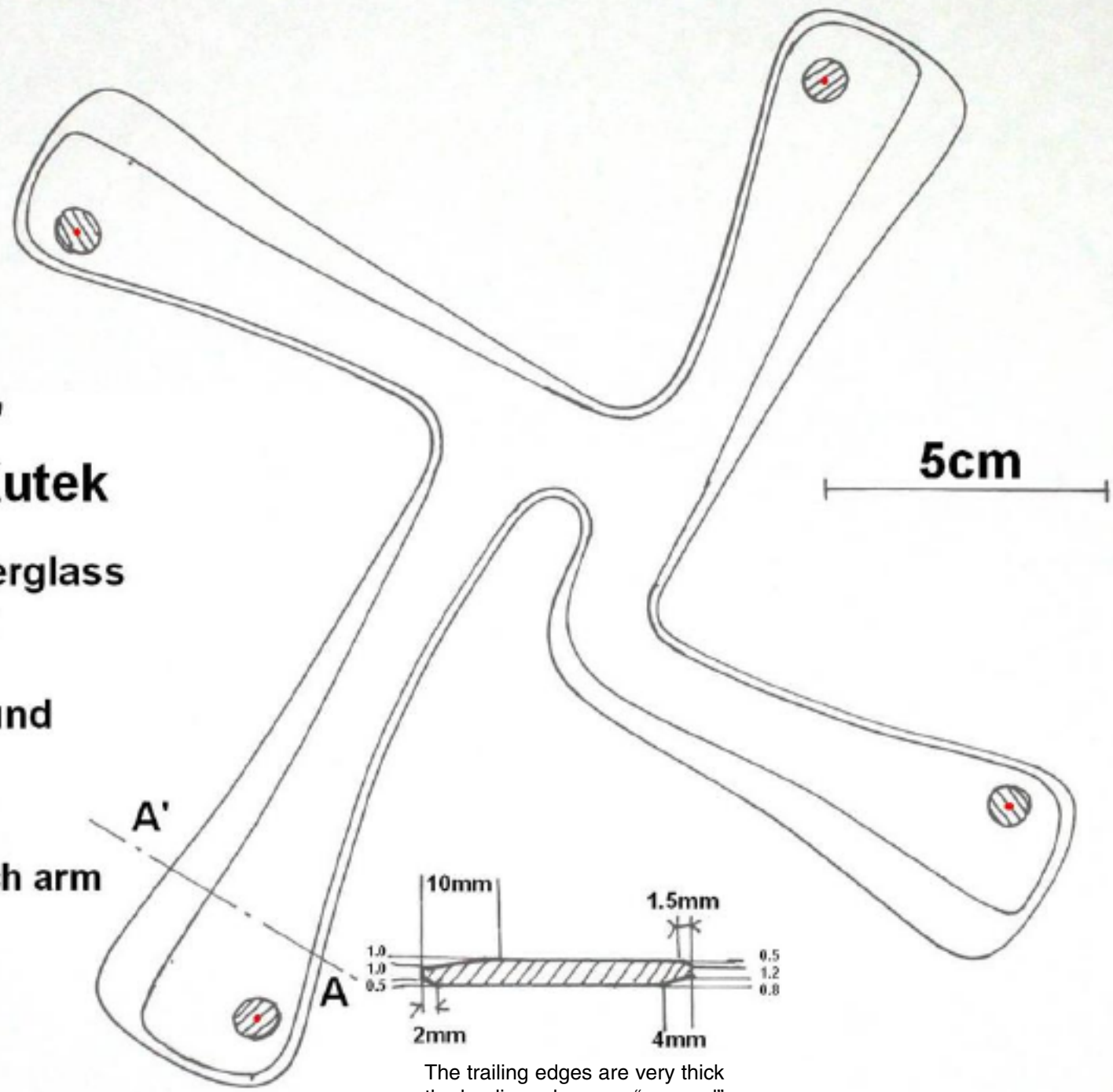
12 7/8"  
 (327mm)

# "KAGOL 3" by Pierre Kutek

2.5mm G11 fiberglass  
or 3mm carbon

50m aussie round

• 9mm lead in each arm



The trailing edges are very thick  
the leading edges are "squared"  
(not rounded) like Georgi's typical airfoils

## USBA Membership Information

USBA Membership benefits:

- MHR Newsletter subscription
- Access to the USBA info web group for USBA related discussions.
- Discounts at Anderson International Trading Co.
- Participation in all USBA tournaments and events

E-membership receives PDF of MHR via email. Family memberships are good for up to three household members.

### Membership Application

Check:  New  Renewal

Membership Type (check):

- Individual (e-membership) \$15
- Individual (print) \$20
- Family \$35
- International (print) \$25

Name \_\_\_\_\_

Address \_\_\_\_\_

City, State, Zip \_\_\_\_\_

Phone (optional) \_\_\_\_\_

email (optional) \_\_\_\_\_

Send completed form to:

USBA Membership  
3551 236th Street SW  
Brier, WA 98036-8421

## Many Happy Returns

Circulation: 400 Worldwide  
Published by the:

United States Boomerang  
Association

3551 236th Street SW  
Brier, WA 98036-8421

### Editor/Art Director:

Morri Mohr  
Mohr41@yahoo.com

### Publishing Director:

Clay Dawson  
clayton.dawson@  
honeywell.com

### Copy Editor/ Advertising Director:

Suzanne Ragan Lentz  
suzanneraganlentz@  
earthlink.net

### Mechanical Measurements:

Image area: 9.5" by 7.5"  
Three columns to a page  
Width of column: 2.25"

### Advertising Rates:

Full Page-inside front or back cover	\$125
Full Page or Half Page-back cover	\$100
Half Page	\$75
One Column	\$50
Half Column	\$30

All advertisements must be pre-paid by check, money order, or PayPal to the USBA. Publisher reserves the right to refuse any advertisement or cancel a contract without reason.

Email advertisements  
in TIFF format to:  
Suzanne Ragan Lentz  
suzanneraganlentz@earthlink.net

Deadlines for advertising are:  
March 1 for the Spring issue;  
June 1 for the Summer issue;  
September 1 for the Fall issue;  
December 1 for the Winter issue.

## USBA INFORMATION

The USBA is a non-profit  
volunteer organization.  
Our mission is to promote the  
sport, craft, history and  
science of boomerangs in  
the United States.

Your input is always welcome.  
You can contact the USBA  
through a member of  
the board of directors  
(listed below) or by joining  
our Yahoo Group USBA\_info.

## USBA Board of Directors

### President

Clay Dawson  
clayton.dawson@  
honeywell.com  
(425) 643-6298

### Vice President

Steve Kavanaugh  
teamgel@aol.com  
(206) 784-0453

### Treasurer

Betsylew Miale-Gix  
betwil@att.net  
(425) 485-1672

### Secretary

Andy Cross  
Across@telusplanet.net  
(403) 293-7307

### Directors

Billy Brazelton  
braz@u.washington.edu

Dave Hughes  
dlhughes001@juno.com

Stu Jones

Delaney Mohr  
delaneymohr@yahoo.com

Mark Weary  
mark.weary@cox.net





# ...parting shot

Please send any suggestions, comments or letters to: [mhrstaff@usba.org](mailto:mhrstaff@usba.org)

## Boomerang Throwing Is Not Normal.

by Pat Steigman

This article is a reply to a message posted on BoomerangTalk. Chris from Korea was amazed at the lack of interest in boomerangs by his co-workers. Part of his initial post reads as follows:

*"Still, it astounds me, the suspicion disbelievers have. So disinterested that ranging is categorized into some crazy activity, like collecting tiddlywinks. Fellow teachers at work won't even throw the boom's I give them, complete with instructions. Can't find the time. But I don't think they've ever seen a real, returning rang in flight and caught.*

Pat replied:

Hey Chris,

This is going to be difficult to take, so please sit down. Most people don't really care if boomerangs come back or not, even if you show them that they really do. I can't name but one or two normal people who actually threw a boomerang that I gave to them, even with instructions. I quit giving booms to normal people.

If you get a really large charge out of throwing a stick that comes back to you, then you are not normal. Sorry Chris. You may not have had anybody tell you this before, and it's hard the first time you hear it, but you eventually get used to it. People who really like you will use euphemisms like ex-centric or creative, but what they mean is that you are not normal.

Stick with me because this is where it gets tough to understand.

Most people ARE normal. That is how normal is defined. Normal is what most people do.

If normal people threw boomerangs, you would watch The Boomerang Sports Network and see people all over the world throwing and competing with boomerangs. The Home Boomerang Workshop channel would be employing dozens of full time boomsmiths with their own shows. They might even let Dave Hendricks do a cooking with boomerangs show.

Are you ok Chris?

Now it's just fine to not be normal. You just have to learn to separate what YOU think is normal from what normal people think is normal. With practice and close observation, you will get used to it.

Oh, and Chris, there aren't any normal people on this list so you are among friends.

**Most people  
ARE normal.  
That's how  
normal is defined.  
Normal is what  
most people do.**

It doesn't surprise me that the teachers don't get it, but I am curious about the kids.

What do Korean kids think about booms?

You see, normal people lose their super kid senses as they grow up and are no longer interested in things that they don't see lots of other normal people doing. Kids don't really care what they do as long as it's interesting and fun.

Go, throw, and enjoy.

Pat (what? me normal) Steigman  
Tyler, TX

## Next Issue:

- ...Dave Hughes, gets close-up with one of the modern day legends
- ...Information on the US Boomerang Team Camps for 2005
- ...MTA, a new two part series on this dynamic event
- ...More Plans
- ...More Pictures
- ...More News

[www.theboomerangman.com](http://www.theboomerangman.com)



"Fast, Personal, Service" since 1975. WebSite lists good, basic rangs. Please Order printed edition showing 50+ additional designs:  
Colorado Boomerangs, Stones Throw, Wycheproof, Davro, Kendall Davis, Roger Perry MTA, Darnell P.E.T & ProFly/TriFly, LMI/FOX, Steven Graham, Bob Burwell, Adam Carroll, Red Air South Africa, Rex-Rangs, Tom Risher, RANGS.German SportComeBack 22 Black GKF. Eric's Air Dancer/FunFly.

[www.coloradoboomerangs.com](http://www.coloradoboomerangs.com)

**Like To Play  
With Yourself?**

# BOOMERANGS!

- ◆ Crafted from the finest aircraft grade birch plywood
- ◆ Guaranteed to return
- ◆ 30 models to choose from
- ◆ Comes with detailed instructions
- ◆ Prices range from \$14 to \$30
- ◆ Dealer Inquiries Welcome

Call for free catalog:

**800-35-rangs**  
(800-357-2647)

**Hand  
Made in  
Gunnison, CO**



United States Boomerang Association  
3551 236th Street SW  
Brier, WA 98036-8421