

Many Happy Returns

The Official Newsletter of the United States Boomerang Association

No Question!

Daniel Bower Triumphs in Throwing Comp,
New Kid from Allentown Wins Design Comp with a Bat

Daniel Bower finished the clear winner at the 2007 US Boomerang National Championships and Expo held August 16 to 19 at the Eau Claire Soccer Park in Eau Claire, Wisconsin. Scoring a 22.5, Daniel led the pack with Eau Claire local, **Dan Johnson**, coming in second with 40 points and **Matt "Gogo" Golenor** coming in an extremely close third with 40.5 points. Surprise win of the Design Comp went to Ian Guldner, a new boomsmith, who won with his Batrang with lighted eyes.

The event was marked by winds of over seven mph with bad shifts and gusts measured up to twenty mph. The first day was sunny and around



Ian Guldner displays his boom collection.

70 degrees. The second day was cold, highs in the low 60's, with the final event Aussie Round being contested in light rain making for a few tricky releases.

Competitors this year included one international participant: Lars Overzee from Holland flew into Seattle on August 9th and drove out to Eau Claire with the Bowers. Neither Junior or Novice divisions were included this year - no true novices participated, and the Junior throwers chose to compete in the intermediate division. **Nick Citoli** took intermediate division first place and **Retro Dan Hef** won in the Seniors. Tom Wythes held his top US position with a 140 meter throw to win the Long Distance competition.

Other wins in the Aesthetics Comp went to Rev. David Fantone for Craftsmanship with a long brown strip lam and to David Hirsch in the Art with his Mega Voyager and starry nite paint job.



Dan Bower tests the wind for LD at the USBA Nationals in Eau Claire Photo by Lia Pepe

[Look inside for more info and photos from Eau Claire](#)

Message from the

Matt Golenor, USBA President 2005-2007

This issue of MHR begins what we hope is a new era of the publication. This is the first time that your USBA Board has officially named two separate editors for the position. The goal is to produce issues of exceptional quality and timeliness without burdening one person. As you know, all work by the USBA is completely voluntary.

None of your board members are full-time professional boomerang throwers (although we'd have a lot of fun doing so!). Our two editors, Morri Mohr and Joe Rader will publish issues alternately. This way we can get all the news of the

USBA to you as frequently as possible. We are confident that this system will benefit the editors, but most importantly, benefit you, the USBA member.

For many of us the cooler months are a time to retire from boomerangs for a while and enjoy what winter has to offer. While this may be true

for most of us, the USBA is as busy as ever! We have just named a new Board and we've already hit the ground running! Constantly looking for new ways to advance our sport, your Board will not rest in search of progress. Many events are planned and legislation put into work for the betterment of our society. People from all corners of the nation are at work building better boomerangs in



Matt Golenor's trick catch in Eau Claire.

search of the perfect instrument. Many of our top throwers are drilling and practicing for the upcoming World Championships in Seattle. Speaking of which, the folks up in Seattle are tirelessly driving towards the goal of the greatest World Championships ever! What a phenomenal event that will be! I know I can't wait, can you?

While all this advancement is going on, I have decided to step down as President of the USBA. The timing is

right for a change and our new President, Joe Rader is ready for the challenge. We have made many great changes and developed plenty of terrific ideas for the sport over the last few years. Sponsorship is high and we hope that translates into

more events throughout the year. Never fear, I'm not disappearing! I'm still a member of the board, just with a less prominent role. I certainly feel better about the future of boomerangs now than I did three years ago. I have complete confidence in our Board and in Joe. Without a doubt, things are looking great for the USBA!

Rang it up!
Gogo

Joe Rader, USBA President 2007-2008

2008 will be an exciting year for the USBA. We're building our membership, hosting the World Boomerang Cup and continuing to see more and more boomers getting involved with promoting the USBA. The success of attracting big name tournament sponsors like the Outback Steakhouse and loyal ongoing sponsors like Boomerangs.Com can only mean good things on the horizon.

I am excited and honored to be starting my term as USBA president. My love affair with booms started a little differently than most – actually almost by accident.

Living out in the country near Austin, we were building our own home and often had left over materials lying around. One day, I watched my four year old son throwing a louver from a door, basically the size and shape of a paint stick. I was fascinated by the way the wind caught it and affected its direction as it floated to the ground. I started experimenting and found that I could put two louvers

Presidents



Joe Rader competes in Eau Claire.

together in an X shape and really get some play out of it. Amazingly, I threw it out as high and far as I could, and it came back! I started playing with the adjustment of how I put the sticks together and discovered I could change the flight by adjusting the angle of the join of the sticks.

I was thrilled with my new toy. I actually thought I had invented something new – an “X” shaped boom-like device that worked better than any boomerang I had heard of. I was going to call it the X-Wing.

So, my wife and I started doing research on the internet for similar toys. And boy did we find them. I discovered not only that I had created a paint-stick boomerang, but that there were people all over the country gathering to throw and actually compete in boomerangs. I took my family to the Nationals in Houston in 2003 and I was hooked.

I basically learned about booms in a vacuum with no one to guide me or even demonstrate. But even so, I gained the same fascination that draws us all – that fascination with the science of why a boom follows the path it does and an excitement at trying to affect that path with my athletic ability and with my own or

others crafting of the boom. All of this is eclipsed with the beauty and art of a well made boom or a perfect boom flight.

So, here I am almost five years later happy to help promote the sport, the craft, and the science of boomerangs. Like Tom Wythe’s mentions in his interview in this issue, I wish I had discovered booms when I was 20, not 40. I want to help find those 20 year olds and get them hooked early so they can have what I didn’t have – a lifetime adventure with boomerangs.

I have grandiose visions of converting everyone to booms. That dream may be too big because people constantly tell me that boom throwers aren’t quite wired the same as most people.

Ain’t we lucky.

Throw more booms!
Joe RADER.

USBA INFORMATION

The USBA is a non-profit volunteer organization. Our mission is to promote the sport, craft, history and science of boomerangs in the United States. Your input is welcome. You can contact the USBA through a member of the board of directors (listed below) or by joining our Yahoo Group USBA info.

Board of Directors

President

Joe Rader

sonofchi@sonofchi.com

(512) 557-5848

Vice President

Dan Bower

darthdude@gmail.com

Treasurer

Betsylew Miale-Gix

betwil@att.net

(425) 485-1672

Secretary

Andy Cross

Across@telusplanet.net

(403) 293-7307

Directors at Large

Matt Golenor

David Hirsch

Stu Jones

Don Monroe

Pat Steigman

In this issue . . .

Nationals . . .	page 2
Ian Gulder . . .	page 11
Funny Quotes . . .	page 14
Boom Clubs . . .	page 16
Tick Boom . . .	page 17
Crafting in Canada . . .	page 20
Fun BoomTourney . . .	page 22
LD Pages . . .	page 29
Tournament News . . .	page 30
Road to Seattle	page 34



2007



US BOOMERANG NATIONAL CHAMPIONSHIPS & EXPO

*A Note from
Tourney Director
Don Monroe*



Photo by Lia Pepe

Any good tournament has to start with "Ben Ruhe has a Posse."

I'd like to start out by saying thanks to all who came and played, helped and contributed. I thought that we had a great tournament and the place and people that had us and helped us have all the provisions and sponsors were fantastic. The weather was a damper but we prevailed for the necessary part of things, not having a play day was a bummer but live music and all made up for most of it. As director I had a grand time even though I couldn't throw, probably one of the harder things I've had to do at any tourney. The injury is healing and I'll be back to join in the next games.

Thanks to all the helpers of the tourney - my folks, Dan Johnson's folks and siblings, Nathon for computer help, Bill Adamson, Katie Bower, Jen Pepe.



Photos by Stephanie Frisch




Setting up – Don Monroe starts his duties as Tourney Director while David Hirsch sets up his videographer equipment. Joe Rader provided event signs to help guide the competition.




Tucson Don



David Hirsch's starry design.



David Fantone's strip laminate



Other Boom Competitors



Ian Gulder's Batrang



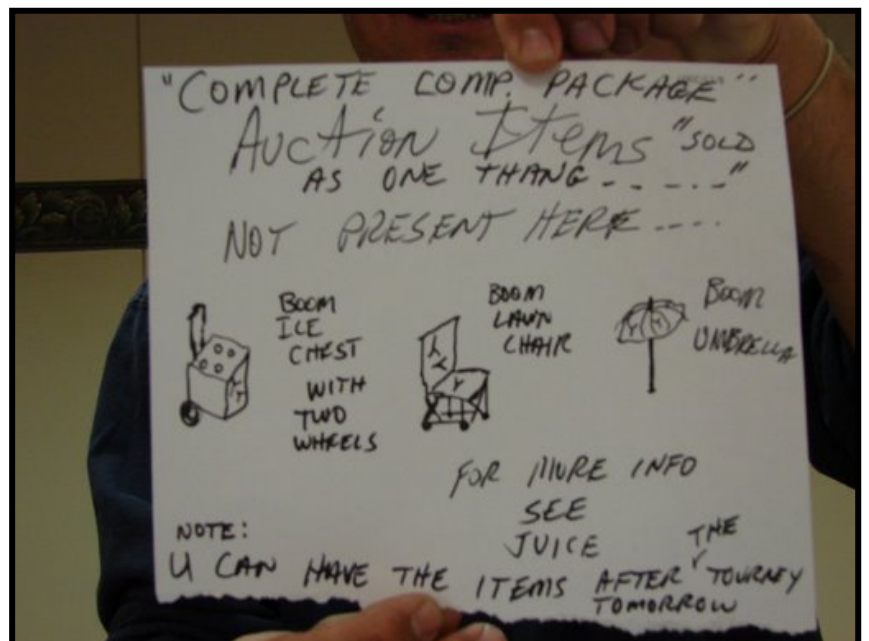
Booms on Display

Photo by Lia Pepe



Doing his part . . . Dennis "Juice" Joyce lays down his boom "design" on a chair for the USBA auction. This trip marked Juice's twentieth Nationals Event in a row. Can anyone else say that?

Photo by Joe Rader





Dan and Richard



Stu



Billy



Logan

Individual Event Champions

Aussie Round

Richard Bower, 80 points

Accuracy

Billy Brazelton, 68 points

MTA

Logan Broadbent, 97.6 seconds

Trick Catch

Billy Brazelton, 85 points

Fast Catch

Stu Jones, 23.8 seconds

Endurance

Dan Bower, 48 catches

Intermediate Champion

Nick Citoli

Senior Champion

“Retro” Dan



Nick “the kid”



Retro Dan



Top Three -- Matt, Dan, and Daniel



Juice's boom levitation during trick catch.



Jason Smucker beams in just in time to throw MTA.



Dan Bower in fast catch mode.



Throwing Tandem. Photos by Lia Pepe.



For this year's event, Joe Rader supplied a new banner with room for tourney info and sponsor plugs. It can be used for a city over street hanging display. Any tourney director interested in using this banner call Joe.



Stevie doing what he does best - trick catch.
Photos by Lia Pene




Mole Man
scoping out
the field.

TOP TEN ADVANCED COMPETITORS

1. Daniel Bower
2. Dan Johnson
3. "Gogo" Matt Golenor
4. Billy Brazelton
5. Logan Broadbent
6. Will Gix
7. Mark Legg
8. Steve Kavanaugh
9. Richard Bower
10. "Fat Boy" Casey Larrance
10. Gregg Snouffer



Top ten - Greg, Casey, Richard, Stevie, Mark, Will, Billy, Logan, Matt, Dan, and Daniel



Don Monroe receives a well deserved "Hooray" for his work as Tournament Director. Don signed multiple sponsors for the touney, including Outback Steakhouse who provided food.

Matt Golenor masterfully ran the annual USBA auction which brought in close to \$900. This money goes directly to helping pay USBA operating costs.



Boomerang Ambassador

By Bruce Armstrong

The Armstrong family from Dallas has a decent boom thrower in Bruce, an up and coming star in Ace, and, it seems, an ambassador in Holly. Read Bruce's family blog on how Holly turned a school assignment into a chance to tell her class about boomerangs.

Holly's 7th grade Art class had a discussion on Aboriginal art and Holly mentioned that her family happened to have "a few boomerangs". The teacher wanted to see some, so the next day, Holly took a few to school. With all the questions of "Do they really come back?", the whole class soon ended up out on the football field with Holly giving an impromptu demonstration. Luckily, she had also taken a lightweight Carlotta to show



how more "modern" paintjobs contrast to the Aboriginal. So she had something easy to throw to start with. After she threw and caught the Carlotta, the teacher and other kids wanted to see one of the bigger boomerangs in action. Though Holly had never thrown

anything so large, she made a go of it and got some good returns. The class was very impressed and now know that yes, they really do come back. The teacher sent me this photo of Holly holding some boomerangs in front of some of the class's aboriginal art.

Eric Darnell Featured in August Issue of Popular Mechanics

Eric Darnell is again sharing his boomerang expertise with the world. The August 2007 edition of Popular Mechanics featured Eric in the article: *Science of Boomerangs: How to Make & Throw the Aussie Magic.*

Eric Darnell competing in Wales at the European Championships in August.



Go to the following links:

http://www.popularmechanics.com/science/extreme_machines/4219929.html?page=1 to see the article, and http://www.popularmechanics.com/blogs/outdoors_news/4218771.html to see an online demonstration of "How to throw a boomerang."

Boomerangs: Sticks of Magic

[Contributing editor's note: Ian Guldner is a High School Senior in Allentown Pennsylvania that began a Senior project with little knowledge of boomerangs and culminated with his winning the Design portion of the Aesthetic Competition at the USBA Nationals in Eau Claire. Besides making a boomerang, Ian had to write a report about the experience. Dave Hendricks was Ian's mentor on the project and the following is Ian's report on the project, adapted for MHR, with a Forward by Dave Hendricks and photos by the author - David Hirsch]

Forward - by Dave Hendricks

I first "met" Ian in the fall of 2002. My employer, Computer Aid Inc, had partnered with an Allentown inner city school, in an effort to improve the education the students receive at the school. (See MHR, Issue 91, Summer 2004.) We are involved in a number of projects including the Email Buddy Program, where Ian and I started what has become a five year friendship. Our first emails were general in nature until I wrote him about my interest in boomerangs. After that, I introduced Ian to the

world of boomerangs and he in turn introduced me to Nascar.

Ian was in 7th grade when we met and the program only runs through the end of 8th grade, so when he graduated out of the program, we exchanged personal email addresses to keep in touch. There isn't a week that goes by without me hearing from Ian at least once.

When Ian asked me to be his mentor on this project I jumped at the chance. I was flattered that he thought enough of boomerangs to tackle this and pleased he asked me to help. As much as I thought I could teach him, I never realized what he could teach me. This project taught me what an undertaking it is for a young person, inexperienced in working with tools, to make reasonable boomerangs. We skipped the stages where you make paper, cardboard and even paint stick booms - we were going to make real working wood boomerangs. I still chuckle when I think of Ian's first attempt to control a hand held powered jig saw. He learned every

step of the way, and showed great improvement each time we met. I learned to step back and let him make mistakes. There wasn't anything we couldn't fix, even if it meant making another boomerang.

We struggled with some things, but used them as a learning experience. We celebrated in our successes with the crowning event of Ian winning at the Nationals. Rob Stewart, David Hirsch and I kept the cell phones lit up and I kept Ian updated by e-mail as I tried to get a firm answer. Ian wrote back that he wouldn't be able to sleep that night after getting the news.

I have really enjoyed watching Ian mature and grow over the last five years. He is an exceptionally smart guy, in the National Honor Society with a 4.5 GPA. I am proud of his accomplishments, happy to have been his friend for five years, and glad I took the plunge in the Email Buddy program. Being a mentor can have a huge affect on a teen and I was lucky to be able to include boomerangs in the process. How great is that?

Boomerangs: Sticks of Magic by Ian Guldner

There is much to tell about my graduation project, a creative project titled Boomerangs: Sticks of Magic. It was a project that included ups and downs and took much time and patience for me to complete, even with much help from my mentor, Dave Hendricks.

First, it would be helpful to explain what a graduation project is. I am a senior at William Allen High School, in Allentown, PA. There are many requirements that determine graduation eligibility, including credits, standardized test scores, and a graduation project. Students have one year to complete their project, and have many genres of projects to select from. There are creative projects,

career research projects, cultural studies projects, and much more. The projects have a due date just before Thanksgiving, senior year, and on that date nearly all projects require an oral presentation given to three teachers. The oral presentation must last five minutes and be accompanied by a visual. Depending on the mastery of the student in completing the project and presentation, they can receive an O for outstanding, equivalent to an A, an S for satisfactory, equivalent to a C or B, or a U for unsatisfactory, which means an F. An O and S allows for graduation. A U requires remediation, and if your project does not improve after that, graduation day will be postponed at least a year.

For me, the hardest part of this project was not actually working on it, it was trying to figure out what I

wanted to do. There are countless topics to choose from, and I thought of doing several things, including a cultural study of the Amish or a cumulative project. However, it crossed my mind to do a creative project on how to make boomerangs.

There were three reasons I was inspired to do this. First, I have been throwing boomerangs for the past four years, but never knew much about them besides how to throw, so I wanted to learn more. Second, I felt I could develop an original product that would display my ability in art and craftsmanship in doing this project. Third, and perhaps the greatest reason, was that I knew I would have a great, credible source and mentor in Dave Hendricks, who has years of expertise with making boomerangs. Once he agreed to help me, a huge burden was

lifted knowing I had a solid project.

Having decided on a project and acquiring a mentor, I could begin working. First I had to research the history of boomerangs, how they work, and how they are made. Dave, being the boomerang enthusiast he is, was able to provide several documents that I could read in order to do just that. There was so much to read from their history to how to make them to the physics behind them to their parts that it was overwhelming reading the materials, but that is just part of any learning process.

After getting to know more about boomerangs, it was time to make them. First, I looked for plans on kutek.net, a database of boomerang plans that Dave suggested. For the sake of not over working ourselves, especially not knowing how well I would do making boomerangs, I set on choosing four plans to work with. I chose a traditional boomerang shape, a bat shaped boomerang, a five bladed boomerang with a ring in the middle, and a musical note boomerang. I could not rely solely on previously designed plans, however, so I created one of my own that resembled a lightening bolt. It took awhile just to make something that resembled a boomerang and a lightening bolt, but after several drafts, I had a design.


Once the plans were picked out, it was time to resize them to what we thought would be their proper size, as the copies we printed were scaled down to fit on a single page. Dave helped by using his knowledge of normal boomerang sizes to scale the plans up to what they should be. After having plans to actual size, we could cut them out and trace them to plywood, which Dave supplied. This step was very simple, as one could imagine.

With the outline of a boomerang shape on plywood, it was time to cut blanks out. We first used a jigsaw to cut along the outlines, and it was very hard for me being a first timer at using the tool. Once you make a mistake in cutting, it is hard to repair, so that did not make it any easier. After cutting

out several blanks with the jigsaw, we cut a few out with Dave's band saw. Although it was more controllable for me than the jigsaw, the band saw was still difficult to master. I made several wrong cuts not knowing which way to turn the plywood. Luckily, all of the mistakes I made between the two saws could be filed or sanded out. I got much better handling both tools by the end of the project, which will make it much easier for me in the future if I need to use them ever again.

The jigsaw and band saw were not the only tools that I learned to use; I

also learned Dave's belt sander and drum sander. We used the two sanders to sand airfoils onto the blank, which would create a boomerang. I did not have a problem using either machine, but did with using my memory. On the leading edge of the boomerang, or the edge that cuts through the air first, you sand at about a forty five degree angle, and on the trailing edge, the opposite edge, you sand at a thirty degree angle. Mistakenly, I reversed the angles of each edge, producing a left handed boomerang instead of a right, which we did not intend. Dave



Ian Guldner displays his boomerangs; bats, five bladers, and his own lightning bolt design. Ian learned boomsmithing to complete his senior graduation project.

did the same thing, however, proving that it does happen. With airfoils sanded on to the blanks, we finally had boomerangs, but that did not mean they would be flawless flyers.

To make sure they flew, we went to a field to test them. The bat shaped boomerangs were almost perfect, but still needed some work to make a complete return, and the two five-blade boomerangs both had too much lift. Unlike either the bat boomerangs or the five-bladers, the boomerangs shaped like a music note and my lightening bolt boomerang were far from finished and needed much work.

After testing, which was very crucial and informative, it was time to make the corrections necessary to fix their flaws. For the bat boomerang and the five-blader, all we needed to do was add undercuts, as that reduces lift which can allow for complete returns. When tested

again, we found that the undercuts were just what was needed for them to complete the ideal flight. The musical note was another issue, as nothing we did could make it fly. We tried undercuts and adding weight to the arms, but after it came to a crash landing and broke off an arm, we gave up on it. As for my lightening bolt boomerang, that was never touched again after the test, as Dave said it needed a new design if we wanted it to fly.

The redesigning of the lightening bolt boomerang was a whole task in itself. To figure out what to do, Dave called on help from several of his fellow boomerang friends. Among the people who responded to his call were Dave Hughes from Austin, TX, Dave Fantone from Grants Pass, OR, and Kendall Davis from Island, IL. The first thing to do was make the boomerang larger altogether. The original looked big enough on paper, but once it was cut and sanded, it was

much smaller than the average boom. The tips of the arms on the original were the tips of the lightning bolts, which were too small for tips and caused a severe lack of lift. As a result, I flipped the bolt around and had the wide part of the bolt as the tip. Instead of a small middle like the original, the center of the new one had to be enlarged. After redesigning, we made them into boomerangs and then tested them, and they all flew well.

After we were sure our boomerangs



Ian Guldner's Batarang won the design comp in Eau Claire.

were the best they could be, it was time to detail them. This was my favorite step because of the creativity. My talents could really shine through with this step. Detailing included using a hand sander to sand to the smoothest finish possible. After that, we either painted them, which would require a coat of primer before hand, or stained them. After that, we had to clear coat them to seal the wood from water damage and the paint from chipping. For two of the bat shaped boomerangs, we drilled holes out and put "blinkies" in for the eyes. Using blinkies on the boomerangs were not in our original plans, but Robert Burwell from Brisbane, Australia and Alberto Sabal from Mar del Plata, Argentina convinced us it was the way to go. This step went perfectly.

Planning, cutting, sanding, testing, more planning, and detailing were all major steps to complete Boomerangs:

Sticks of Magic. Some of the steps included major problems while others no problems at all, but all of the steps were fun. The project was fun to complete, but the most fun was yet to come.

David Hirsch, who was following the project on Dave's online journal, suggested that we send some of my boomerangs into the USBA craft contest in Wisconsin. Dave and I both thought that would be a cool thing to do, so we picked out a few of the bat boomerangs to send with Rob Stewart, from Pennsburg, PA, as he went to the Nationals. Dave and I, being here in Allentown while the contest was happening, had no idea what was going on. Through messages from attendees, Dave found out I may have placed and e-mailed me the news. An hour or two passed, and he e-mailed me the official news of the winner of the boomerang design contest going to Ian Guldner from Allentown,

PA. When I heard the news, I was so happy. I

was happy more than anything because I knew how happy Dave was. I was also happy that all of the effort I put into my work was appreciated and no matter what my teachers think, winning the contest proved I did a good job. Winning the contest meant and still means a lot to me, having people choose mine over other boomsmiths with years of experience. I do not think I will soon forget the e-mails Dave and I shared upon hearing the Batarang might win to when it won.

Although I won the USBA design contest, I still have to win an O or an S from my teachers at school. I will be presenting my project on either November 20 or 21. Concluding this project will not conclude my boomeranging. I will continue to throw boomerangs and may continue making them with Dave.

Funny Quotes and Events in the Boomerang World

Stuff from this year, other years, future years, and still other stuff we just made up.

By Richard and Dan Bower

When we gather at a boomerang event, be it a tournament, casual throw session, or even backyard barbeque with boom-making thrown in, ultimately the main intention is to just sit back, chill out and enjoy each others company. Said company will more often than not (OK, every time) make some priceless statement that finds all around busting a gut after the utterance is completed. Here are a few such items for your enjoyment.

LA beach tourney, March 31 2007:

- o South Bay Johnny: "I don't need to practice Accuracy. I'm ****ing South Bay Johnny!!"
- o Anyone who farted and blamed it on Randy Kirks dog: "Oh Jenny! Not again!"
- o "Hey! Wow! Look at that one!"



St Louis, May 31 2007:

Matt Golenor to Rich Bower as Dan Johnson was catching up to Rich in 30m Relay:

"Hey Rich! Keep that Johnson off your rear!"

Rev Jim to his wife Andrea:
"You're not really going down to the corner store wearing a 'Who's my sugar daddy' t-shirt and pajama bottoms are you?"
"Yes"

"Ah crap. Billy! We've been planed!" – Rich Bower on finding the Gel plane in the rental car.

"Hey! How'd this get in here?" – Jason Smucker two minutes later.

"Oh geez." – Matt Golenor five minutes after that.

A couple things from Stu Jones:

1. Quote from Juice...what do you call a boomerang that doesn't come back? "YOURS"
2. Four years ago I bought a new mattress for my bed. After one night I awoke to a CRICK in my neck that would not leave for 6 wks. Everyone said it was probably from all the years of throwing rangs. Well K and I went out on the bike and I said let me toss a few rangs. To my surprise, one throw was all it took to fix my neck. With that one throw came a relief with my neck crick and I felt instantly better. Moral of the story,,don't let anyone tell you it was from throwing. I LOVE RANGS and the people who throw them!!

A short story from Morri Mohr:

A boomeranging husband was talking to his wife about what she would do if he died.

Husband: Honey, if I died I just wanted to let you know it would be okay with me if you remarried to insure you'd have love and companionship.

Wife: Oh, no one could replace you my dear, but after a few years, since I have your blessing, AND if the right man came along, perhaps I would remarry.

Husband: Uuuuuh...you would? After how many years? And would you live in our house?

Wife: I don't know my dear, but if I did remarry I suppose I'd want to remain in this house since it's my home.

Husband: Well...would you sleep in our bed?

Wife: I love this bed; I would see no reason to replace it.

Husband: Well...would you let him use my stuff?

Wife: I don't see why not, you wouldn't need any of those things now would you my dear?

Husband: Well no... But what about my boomerangs surely you wouldn't let him use my boomerangs would you?

Wife: Oh no! Your boomerangs would be quite safe; after all he's left-handed...

**Seattle Team Camp,
Sept 15-16 2007:**

- o Gregg Snouffer to the Bowers: "You know, I don't get where people get the idea the three of us are such drunks. We're really not big party guys!"
- o Steve Cook to Bestylew: "I hereby congratulate you on being the most hung-over person on this boomerang field."


US Nationals, August 17-18 2007:

- o Mark Legg in response to how Betsylew did in her Endurance round: "Well, I heard a cow, six ****s, a pig and one ****. So, whatever that means, it's probably illegal."
- o Matt Golenor expressing mock disappointment Don Monroe would not be playing the "Star Spangled Banner" until the awards ceremony: "OH GEEZ! (Throws hat onto ground). AND I WAS SO LOOKING FORWARD TO THAT! (Kicks hat twenty feet into the air, everyone laughs).
- o Gregg Snouffer on the PA: "And here in this circle we have two of the best Trick Catchers in the known world. Dan Bower and Dennis Joyce." Dennis in response: "Yeah, used to be. Thanks a lot Gregg, now when I drop my Left-hand clean everyone will laugh."
- o Will Gix: "I never thought I'd say this, but the calming influence of Dan Bower was a good thing."
- o Dan Bower: "WHOO HOO!"
- o Lars Overzee: "South Dakota sucks!"

World Boomerang Cup, 2043:

Dan Bower: "I may be 59; I may not be able to throw 100mph anymore. But I can still get my MTA up."

Logan Broadbent: "Hey look guys, I got leg extensions and a crappy toupee and now I'm President of the United States of America!"



"I'm sorry, Rex, but since getting this new stick, I have no further need for you."

www.theboomerangman.com



"Fast, Personal, Service" since 1975.
WebSite lists good, basic rangs.
Please order printed catalog showing 50+ additional designs:
Colorado Boomerangs, Davro
Stones Throw, Wycheproof,
Kendall Davis, Bob Burwell,
Roger Perry MTA, LMI/FOX,
Darnell P.E.T & ProFly/TriFly,
Steven Graham, Adam Carroll,
Red Air South Africa,
Rex-Rangs, Tom Risher,
RANGS.German
SportComeBack 22 Black GKF,
Eric's Air Dancer/FunFly.

Boomerang Clubs

Contact Information For Boomerang Throwers Around The USA
Including Online forums

ARIZONA

Desert Ranglers
Mark Weary & Don Monroe
4026 East Cholla Canyon Dr.
Phoenix, AZ 85044
602.759.3973

CALIFORNIA

S.C.O.R.E.
(Southern California Organization of
Rang Enthusiasts)
SCORE has a bi-monthly throwing
session. Morri Mohr, John Villagrana
& Kris Kemp
Hermosa Beach, CA 90254
310.493.7100

COLORADO

Richard Pollack-Nelson
Colorado Boomerangs
2530 S. Ouray Way
Aurora, CO 80013-1576
303.368.5933

CONNECTICUT

The Wandering Nutmeg
Boomerang Society
Paul D. Sprague
782 Boston Post Rd.
Madison, CT 06443
203.245.8211

FLORIDA

The Orlando Boomerang Club
Meets every Saturday morning at 9:00
am to throw boomerangs at Memorial
Middle School. For more information
please contact Cookie
(teamgel@cfl.rr.com) or
Mike Hudkins (fatfinger@cfl.rr.com)

Flite Stix Boom Slingers

Rich Surace
855 E. Crisafulli Rd.
Merritt Island, FL
407.452.3963

ILLINOIS

Rock Island
Kendall Davis has a fully stocked
boomerang shop with several materi-
als to choose from and virtually any
crafting tool you may need (if you
make it, you take it). There is also a
guest bedroom for use and the great-
est cook in the Midwest prepares the
meals (317.793.9885).

INDIANA

Indianapolis Boomerang Club
Tony Brazelton
1184 Barrington Dr.
Greenwood, IN 46143
317.883.2334
brazelami@yahoo.com
[http://www.usba.org/chapters/
indyboomclub](http://www.usba.org/chapters/indyboomclub)

MINNESOTA

Minneapolis/St Paul - Boomerang
Organization Of Minnesota (BOOM)
<http://www.uboomerang.org>
current record-holder for the tourna-
ments hosted in a season!
Contact Stuart Jones
circlestixstuk@webtv.net
651.228.1393
The Twin Cities Summer Series of
Boomerang Competition runs weekly
through October on Saturdays at 3:00
pm, at Como Park (softball fields across
from the pool, on Horton) in St. Paul
MN. - the 1st Saturday in May

NEW MEXICO

Sandia Boomerang Club
Steve Sanders
10408 Woodland, NE
Albuquerque, NM 87111
505.294.8842
<http://homepage.mac.com/boomerangs>

OHIO

Canton
Gary Broadbent's boom shop and field
next door. One of the most prestigious
shops in the country, fully outfitted with
materials for making all types of
boomerangs. Featuring prolonged
boomerang-making sessions followed by
3:00 am grilled cheese sandwiches, sur-
rounded by one of the world's most
extensive collections of boomerangs.
Call Gary at 330.492.RANG to inform
of your arrival.

Delaware

Gregg's Boom shop and field down the
road. Stop in, make and throw some
booms and sign the guest book.
Nightly drink specials. Call Gregg at
704.363.4414 or e-mail at
boomerang@columbus.rr.com

TEXAS

Republic of Texas Boomerang
Society
(TexBoom Yahoo! Group)
Dave Hughes
2506 Charla Circle,
Austin, Tx. 78728
(512) 670-0508
dlhughes001@juno.com

Boomerang Association of
Dallas (B.A.D.)
David Hirsch
8925 Rosecliff Dr.
Dallas, Texas 75217
(214) 398-4567
duckhead@airmail.net

PENNSYLVANIA

Allentown
Dave Hendricks
"P/NJ Boomerang Group"
1086 E. Gordon Street
Allentown, PA 18103-2208
610.434.7305

Vermont

Vermont Boomerang Association
Paul Gustafson
South Burlington, VT
802.859.3430
paul@vermontboomerang.org
<http://www.vermontboomerang.org>

ONLINE GROUPS

Boomerang_Talk
Replacing the long running
BoomerangTalk that was recently closed.
To join this group go to:
[http://sports.groups.yahoo.com/group/
Boomerang_Talk/](http://sports.groups.yahoo.com/group/Boomerang_Talk/)

USBA_info

This is a USBA members only group for
the online discussion of issues. The
group is closely monitored by the Board
which makes for an "open door" policy
for complaints, props or concerns. You
can join at:
[http://groups.yahoo.com/group/
USBA_info/join](http://groups.yahoo.com/group/USBA_info/join)

LD Boomerangs

This group is for all those interested in
Long Distance Boomerangs.
Information on making LD's, materials,
plans, techniques, throwing, and upcom-
ing LD competitions is all in here!
[http://sports.groups.yahoo.com/group/
LDBoomerangs/](http://sports.groups.yahoo.com/group/LDBoomerangs/)

UFO Files

UFOs spotted over Wales this past August.



'Rang Enthusiast *Extraordinaire*

Rev. David C. Fantone has been designing, making, and throwing booms for years.

He does demonstrations, but he doesn't sell his boomerangs. Check out his site and he'd be happy to arrange a trade! www.geocities.com/bearboomerang



This issue of the MHR we have a plan for David's TICK boomerang. To see how this TICK flies go to YOUTUBE at:

[www.youtube.com
/watch?v=XrMiODIfL1M](http://www.youtube.com/watch?v=XrMiODIfL1M)



Turn the page for your guide to THE TICK!!



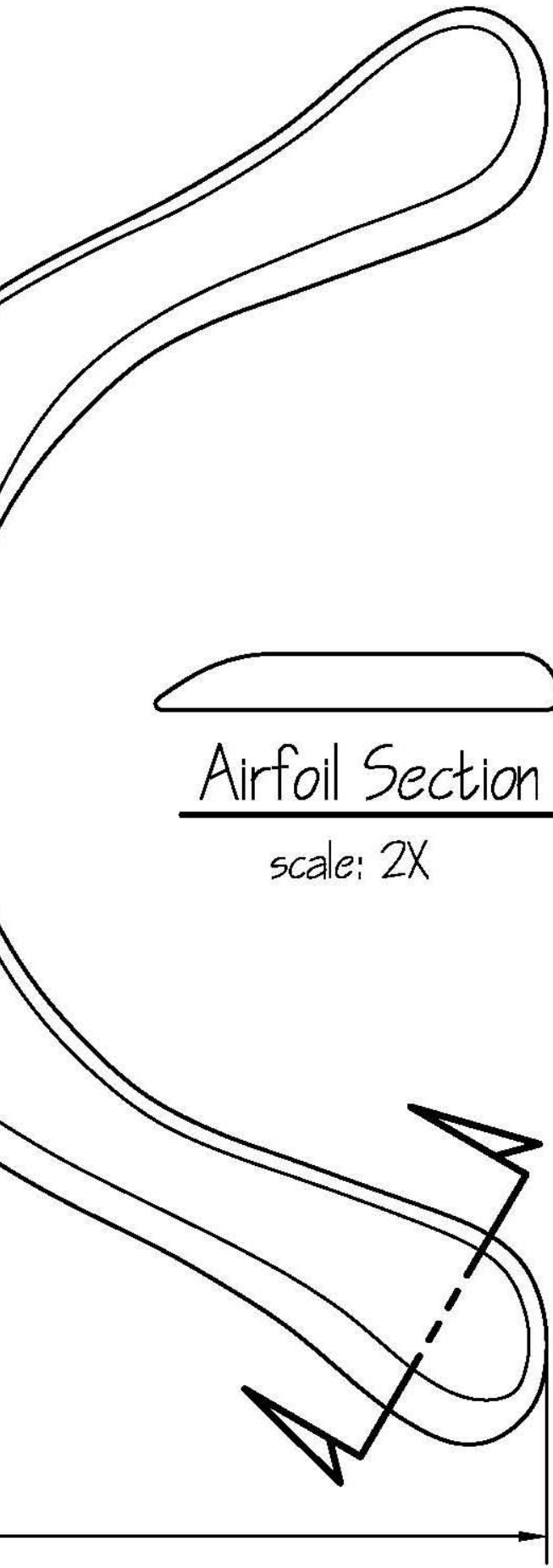
The "TICK"

Material: 3/16" ABS Plastic

Design: David C. Fantone

Drawn by: D.L. Hughes

9 ¹/₂"




The TICK
Boomerang
1/8 inch ABS
design by:
D.Fantone
(bear
boomerangs)
The TICK
Boomerang was
judged #1 in
Design
at Atlanta, GA
September 2006

Crafting in Canada

Boomsmith pics from our neighbors to the north

Taking up the challenge of crafting, Canadian **Emmanuel Dumont** makes booms in his backyard in downtown Montreal. Thanks to Emmanuel for sharing a day in the life of a boom crafter.



My hand saw is a bit noisy but I got it for \$12 on sale.



For sanding, I like the drum I mounted on my drill, it saves me a lot of time and energy for the rough carving.





*Then I finish with my file and sanding blocks.
I even use steel wool.*



I've also included a pic of booms that I've made.



Need to work on my finishing though...

Many Happy Returns

Circulation: 400 Worldwide

Published by the:
United States Boomerang
Association
3551 236th Street SW
Brier, WA 98036-8421

Co-Editors:

Joe Rader
Denise Jewell
MHR@sonofchi.com

LD Editor:

David Hirsch

Story/Photo Contributors

Bruce Armstrong
Dan Bower
Richard Bower
Emmanuel Dumont
Dave Fantone
Stephanie Frisch
Ian Gulder
David Hirsch
Stevie Kavanaugh
Jens Krabbe
Morri Mohr
Don Monroe
Lia Pepe
Joe Rader

Mechanical Measurements:

Image area: 9.5" by 7.5"
Three columns to a page
Width of column: 2.25"

Advertising Rates:

Full Page-inside front or back	\$125
Full Page or Half Page-back	\$100
Half Page	\$75
One Column	\$50
Half Column	\$30

All advertisements must be prepaid: check, money order, or PayPal to the USBA.

Publisher reserves the right to refuse any advertisement or cancel a contract without reason.

Deadlines for advertising are:

March 1 for the Spring issue;
June 1 for the Summer issue;
September 1 for the Fall issue;
December 1 for the Winter issue.

FUN Boom - Fun for Everyone

Pictures and Introduction by Joe Rader

While in Wales at the European Championships, I had an interesting discussion with my old friend Jens Krabbe and my new friend



Jens Krabbe



Tony Enev

Tony Enev. We were thinking of ways to make the competition tournaments fun for all skill levels. One has to admit, your first tourney was a little overwhelming. The competition is fierce and one feels a little left out. So low and behold the "Fun Boom Rules" were born.

We tried to establish a set of fun boom games to replace the traditional "warm up" period before each event. We came up with the following rules which Jens Krabbe typed up and created the official copy.

Use these basic rules for your next tournament and make it a 'Fun Boom' tournament.

FUN Boom Tournament Rules

These rules are drawn up in order to put the FUN back into boomerang tournaments.

The FUN Boom group was initiated by Joe Rader, Austin, Texas, USA, Toni Enev, Mallorca, Spain, and Jens Krabbe, Copenhagen, Denmark in August 2007.

General FUN Boom Tournament Rules

1. No competition can start or be said to be valid without a round of Team Ben Ruhe Has a Posse (TBRHAP). At start of each tournament day, one round of TBRHAP must be completed.
2. No general warm up is allowed.
3. Any warm up for ordinary (boring) events must be in the form of a FUN game.
4. FUN games are scored separately and count for nothing at all, but to have FUN. If no FUN has been had during the FUN game, another FUN game must be completed before the ordinary event can start.

Event FUN Boom Rules

1. The FUN game before Accuracy can be **Team Hackuracy**.
2. The FUN game before Fast Catch can be **Team Fast Catch**.
3. The FUN game before Endurance can be **Team Fast Catch**.
4. The FUN game before Aussie Round can be **Super Mario Brothers**.
5. The FUN game before MTA can be **Suicide MTA**.
6. The FUN game before Trick Catch can be **GLORP**.

FUN Games Rules

1. Team Ben Ruhe Has a Posse

All participants, their friends and families join in for a suicide throw. Everybody throws at the same time, and all who catches are added to list that is sent to webguy@boomerangusa.org Only one attempt must be made each day of the tournament.

2. Team Hackuracy

Each member of the team in turn throws a boomerang and the whole team helps hacky (kick) the boomerang toward the bull's eye. The number of hackies is added to the score.

3. Team Fast Catch

Two teams are made from all available persons on the field. The first thrower of each of the two teams starts throwing at the same time. When the thrower has retrieved his boomerang, touched the bulls eye he runs to tag the next thrower ready at the 10-meter line. Each team must make twenty catches and the one catching number 20 runs to a chair which is set up at equal distance from the two circles. The first team to get a person in the chair wins.

4. Super Mario Brothers

Everybody throws at the same time. The object is to catch your boomerang in the bull's eye or as close as possible. The ones catching in the bulls eye, or if none, the closest to the bull's eye, get one point. Those who didn't catch their boomerang get minus three points. The rest gets no points. The first person to get 10 points wins. No one can have less than minus three points. If two or more throwers are equally close to the bull's eye, both are awarded points. To shorten the game, the minus three points for dropping can be dismissed, and the goal can be set to 3 or 5 points for the winner.

5. Suicide MTA

Everybody throws at the same time. The last person to catch wins the round.

6. GLORP

G-L-O-R-P is a freestyle trick catch game. The throwers are ranked according to the number of years they have thrown boomerangs. The first person (the dominator) attempts a trick catch of his own choosing. If he succeeds, all the others must duplicate it, or else get a letter. If the dominator fails to catch the boomerang, the domination is passed to the next one in the ranking line. If the previous dominator caught the boomerang, but missed the trick catch he attempted, the next dominator must catch his boomerang in his attempt, or else he gets a letter. When a thrower has got the five letters G-L-O-R-P he is out of the game. The last person in the game is the winner.

A Note from Jens on Fun Boom in Action

I organized the Danish Boomerang Championships and I used the Fun Boom Rules all the way through. The tournament is a one-day event where all 6 disciplines are contested, so this puts pressure on the organizers to keep the schedule. In Denmark this is made easier as we're not many contestants, but then we have Harald :-). Anyways, the Fun Boom Rules helped keep the schedule because the warm-up and practice was so well organized. On top of that, the responses I got from the contestants were unanimous: It was great FUN! All the FUN events were a success: Team Accuracy, Team fast Catch, Super Mario Brothers, Suicide MTA and not least GLORP. I can heartedly recommend to use these rules in all tournaments! --Jens Krabbe

Fun Boom Tournament Denmark

5th October Friday: Arriving-

Opening Ceremony "Thrower's meeting"
Team Ben Ruhe Has a Posse

20 30 - **Dinner**

6th October Saturday

8 00 - **Breakfast**
9 00 - Team Ben Ruhe Has a Posse
9 30 - Suicide MTA
10 00 - MTA
11 30 - Team Fast Catch
11 30 - Endurance
14 00 - **Lunch**
15 00 - Super Mario Brothers
15 30 - Aussie Round
16 30 - Team Haccuracy
17 00 - Accuracy
20 30 - **Dinner**

7th October Sunday

8 00 - **Breakfast**
9 00 - Team Ben Ruhe Has a Posse
9 30 - Team Fast Catch Re-match
10 00 - Fast Catch
11 30 - GLORP
12 00 - Trick Catch / Doubling
13 30 - **Lunch**, Award ceremony
15 00 - Boomerang Cricket

“Git” It Out There !

News and Info about Long Distance Booms

By David Hirsch

As this column evolves, I find that I'm dividing it into three focal points. First, what I'll now call "Tips, Tricks and Specs" which will be about materials, flight, etc. The nuts and bolts of LD. Second, Tourny News from around the country, including a photo spread of that tourney. In this edition I'll cover LD at the 2007 USBA Nationals, next edition, the Fourth Annual Texas LD Shoot-Out held in Houston. The third focus is new. I plan to do a regular interview with a LD thrower: "LD and Me" (OK, that's a sucky title, but it rhymes and I'm a sucker for bad puns). I'm starting with our current National Champ, Tom Wythes, but I'll interview every thrower who'll talk to me so that should keep us busy for years to come. I'll use similar questions, like time capsule interviews, so not only do you learn about the interviewee but you can compare his or her thoughts to others. Look for my interview with Tom in the Winter MHR, Issue 98.

As always, I'm glad to hear from anyone. So if you know something I don't know, let me know...

y'know? duckhead@airmail.net or call the Boom Association of Dallas (B.A.D.) at (214) 398-4567.

Tips, Tricks, & Specs

This issue continues the material discussion from last issue. Look for a report on tools and processes for shaping and sanding in the next MHR.

On materials: Carbon Fiber (CF, for short) has been used for some time for different boomerangs, notably MTAs. Probably because of the cost, it isn't the most common material for LDs. For comparison, my blanks of G-10 for a Voyager run about \$4 each whereas a blank CF boom runs about \$35. And CF isn't very accessible; no place in Dallas sells it and I've only found it on-line through a few sources. McMaster-Carr sells it in sheet form in two varieties, regular and rigid. I use the rigid version. It costs about \$153 for a 1/8" thick sheet 12" x 24", not including shipping and I only get five booms out of it. Some boom makers lay up their own sheets but for me the manufactured sheet is the easiest way to go. I've been impressed with the rigidity of CF. It basically cannot be warped so detuning is not an issue (how nice!). It can be shaped with heat and will take, but not hold, a tune. Tibor Horvath told me some MTA guys use this to their advantage by de-tuning the boom just before throwing to achieve greater height upon release. Then, as the boom regains its shape, it settles into a proper flight with its' original tune. The fact that CF is not tunable is a great relief for me as I can concentrate on my throwing. It does, however, require more careful carving. Because CF is about 30% lighter than G-10, it can allow for a much lighter boom with the same airfoil. My G-10 Voyagers are basically in the 68-

78g range but CF booms are in the 50-54g range. Some throwers have taken to adding lead tape for weight to achieve greater distance. Tom did this last year at the Shoot-Out when he broke into the 130s. I recently made a 50g CF boom, which I then added two 4g lead plugs to, one in each wing, to bring it to a total of 58g. It seems to fly well; we'll see how it does in competition. I don't believe CF has found its' full potential in LD booms. But as long as G-10 and similar materials are still used by top competitors and the cost is what it is, CF will not be fully developed.

With materials research being what it is, there is always the potential for new boomerang materials. Rob Stewart heard of such a substance called CyPly through Greg Snouffer at the Nationals. After several of us did some checking, we found it was as expensive as CF but not as rigid. But it makes the case for keeping one's eyes and ears open. Let's face it; manufacturers aren't going to develop some new, really cool stiff and rigid light weight material for us so it's up to us to hunt for the stuff! I fully expect that there could be some exotic ceramic in our future. Before you scoff, who would have thought of making boomerangs from charcoal fifty years ago?

So that's it for this addition. Read on for tournament news and as always, Throw Far!

LD Tournament News

Reported by
Tom Wythes
and Rob Stewart -

LD at the 2007 USBA Nationals

This report was put together from Tom and Rob's postings on the internet directly after the Nationals (used with their permission). It's good to hear from more than one perspective. In the future, I encourage anyone in attendance at one of the comps to share their experiences and I'll do my best to work them into this column.

First, Tom's report:

I believe there were 13 throwers and we broke into 3 groups. We had some extra helpers for the poles and spotting.

We got set up in the morning with the safety net behind the throw line so we were throwing east into a light breeze. The first groups really struggled to get

returns as the wind became light and came from all directions. We moved the throw line to the other side of the field so now we were throwing towards and sometimes over the spectators (only a few dicy moments). I believe Morri managed a 106 in the bad air. The spotters were shifted around almost 180 degrees and back again. I had the good fortune of being in the 3rd group, not only because the winds did pick up and become steady after lunch but also because I had been nursing a bad back for 3 weeks and further aggravated it in practice the previous day. A masseuse was set up at lunch time and in 10 minutes he fixed my back. I don't recall the details of the throws after that.

I do know that I started out with 2 returns >100 m that were scratched due to foot faults (I think that is a stupid rule and we should change it). I believe it was the final throw of the first round that I got a 140 with an oversize CF voyager with lead tape that weighed a total of 73 gms. We got in 4 rounds all together (a few stopped after 3 to focus on the next days activities) and

there were quite a few personal bests and some new 100 m club members. After lunch the conditions were near ideal and comfortable temperatures. The breeze might have gotten a little too high for a period there before settling down again for the last round. All in all I'd say it was a great day. *Tom NM*

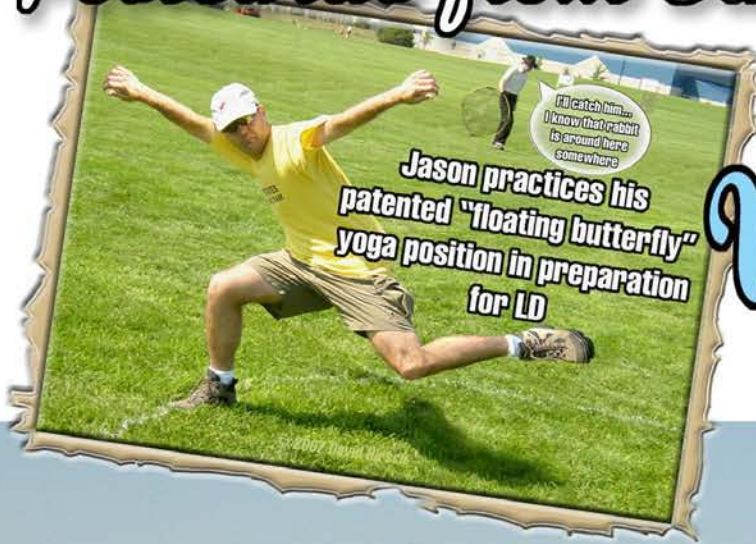
And now, Rob's comments – more detail on the overall experience....

Hey Pat, we wish you'd been there, too. We missed you. You probably wouldn't have enjoyed the weather, though - it was sunny, about 75-80 degrees with low humidity and a nice breeze all day - not at all like that beautiful August weather you get in Tyler, Texas. The field and facility were great. The Eau Claire community parks folks who hosted the tourney were more than accommodating and I think Don Monroe did a fabulous job of organizing and keeping things clicking along. Joe Rader had a really nice sign made for the entrance to the park. [David, you'll need to arrange for a masseuse at the ShootOut in October.] I liked Tom's description of the LD comp, and I agree with him about repealing the foot across the line rule. We expect that will be all fixed up by ShootOut time. I did have the honor of seeing Tom's "140" show up in the laser rangefinder. That's a pretty sight. Out on the field Dana Larabee and his son, Kevin, were there documenting peoples'



Tom Wythes throwing LD at the Nationals in Eau Claire.
Photo by Lia Pepe.

Postcards from Eau Claire, Wis.



Wish you were here!



AUGUST 16, 2007

*Working hard but not throwing: Kevin & Dana - videotaping; Don - T.D. Lars - spotting; Katy - score keeper

LD at the

2007 USBA



Nationals

Pix & graphix by D.H.



THROWERS HEAVE-HO IN THE BIG EAU!

DANIEL BOWER

He's down there, somewhere...
This picture is under the
influence of scrapple :)



My apologies to Daniel, this is the only pic I have.



**RICHARD
BOWER**



**"RETRO"
DAN
HEFLINGER**



**DAVID
HIRSCH**



**"LOCAL"
DAN
JOHNSON**



**STU
JONES**



**DENNIS
"JUICE"
JOYCE**



**RANDY
KIRK**



**MORRI
MOHR**



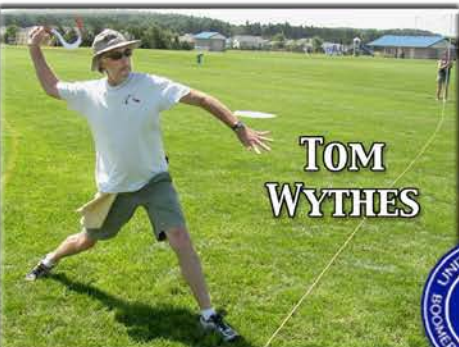
**JOE
RADER**



**JASON
SMUCKER**



**ROB
STEWART**



**TOM
WYTHES**



LD at the
**2007 USBA
Nationals**

Travellin' in style!



Pix & graphix by D.H.

LD throws. They had great video and audio gear and were getting interviews with all the big wigs in attendance - I caught part of Matt Golenor giving David Hirsch an interview with an overview of the competition. Greg Snouffer was doing a play by play over the PA system for the spectators for a couple rounds. Lots of lively and astute commentary with little profiles of the throwers as they came to the line. Very interesting. (I heard my name at the line once and choked big time! :) Morri started with his patented, heart-break throws early - super long and just short of the line on the returns! He certainly got into the groove with a big PB later on, though. Randy and Dan from California were throwing a mile with great returns. They just got better with every throw. Lars Overzee was there from the Netherlands, very kindly volunteering his services on the line - he said that he hasn't seen big fields like that where he's from. Hope he gets to see Bush Park in Houston some time. Dennis "Juice" Joyce had just suffered a work related knee injury - I couldn't believe he was even out throwing. He kept getting better all day long. The Bowers both were throwing these beautiful, majestic flights - very similar. Go figure... Those guys have more intense fun throwing booms than should be legal. (I predict that their sister, Katy, who volunteered recording the measurements and announcing the groups of throwers, will have a rewarding career as either an opera singer or testing sound canceling headphones for Bose at their jet engine facility - Katy had a walkie but it was more of a fashion accessory that she didn't really

need because she has the LOUDEST VOICE ON THE PLANET.) I think Joe, David and Tom were getting their booms out the farthest - amazing distances, even against some very high and shifting winds! Tom sure had his dialed in and capitalized. I really lucked out with some shifts in wind position and was able to get in a couple returning throws. Jason had some of the most consistently great looking throws and didn't give up til he was getting them back between the sticks. Stu just made his personal best look so easy, like he was out skipping stones on a creek or something, belying his years of comp experience. I was out spotting one round and a family of bike riders stopped near me to watch. They were fascinated when Dan Johnson (from Eau Claire, Wisconsin) got up to throw. "Check out the guns on this guy," I says to them. Dan lets this monster throw loose that goes way past the concession stand while the family watched in awe. They assessed that the hometown product was far superior and went on their way. You could see how Dan J gets such great MTA times - he throws for the stratosphere. The highlight for me was the food. David heard about a brew pub and we checked it out the night before the comp. Good local beers and we got a tutorial from the waiter on the indigenous peoples and their feeding habits. LD day lunch was provided by Outback Steakhouse at lunch - the food was great and the kids who served it up were real nice. Just before the last LD round the concession stand was closing up and giving away hamburgers, soft pretzels and brats. Now I know why Wisconsiners live there: it's the brats (and

Leinenkugel beer!). Toward dinner time, we tapped Dan Johnson for a local spot to eat. He suggested a place called Noodles & Co. One faction, of which the



Rob Stewart in Eau Claire.
Photo by Joe Rader.

Bowers seemed to be the ringleaders, hosted an impromptu feast in their motel room (think frat party), while another group took Dan J's suggestion and descended upon Noodles for a great meal. A little ice cream afterwards for a few of us. I don't remember getting back to the hotel and falling asleep. So how bad can 3rd degree sunburn be after a day of throwing sticks and partying? Well, that was just the first day of the comp. Somebody else will have to pick up the story for the following days/nights activities. Rob The final high scores for each thrower were: Tom Wythes: 140m, Rob Stewart: 127m, Morri Moore: 123m, Stu Jones: 116m, Daniel Bower: 115m, David Hirsch: 112m, Dennis Joyce: 109m, Randy Kirk: 108m, Richard Bower: 106m, Dan Johnson: 105m, Jason Smucker: 103m, Joe Rader: 92m, Retro Dan Heflinger: 80m

Boomerang News

Current Events and Tournament News from around the U.S.

2007 Tournaments Past

Lots of activity around the US with boom tournaments in every region. The following tourneys have passed – we'd love to see some pictures and results. If you have any info to share, please send what you have to _____ ?? _____

**8th Annual
Southeastern Classic
Boomerang Tournament
Atlanta, Georgia, April 21st**
Hosted by Jason Smucker

**20th Annual
St. Louis Gateway Classic
Waterloo, Illinois, May 27**
Hosted by Chicago Bob

**Greenfield Boom Tourney
Greenfield, Massachusetts
June 23**
Hosted by Larry Ruhf

**5th Annual
2 Chicks and a Mole Tourney
Sheffield, Ma.
July 7**
Hosted by Moleman

**27th Annual
Free Throwers' Fling
Delaware, Ohio
August 11**

Hosted by Chet Snouffer

**14th Annual
Greater Seattle Open
Boomerang Tournament
August 11-12**
Hosted by Betsylew Miale-Gix

**Emmaus Hurricane
Boomerang Tourney
October 19, 20, 21**

Barnaby Ruhe hosts the annual Hurricane Boomerang Tourney in Emmaus, Pennsylvania. It will be a terrible thing. Come if you have the guts. Come if hurricanes are your ambient for boomeranging. The Emmaus hurricane boomerang tourney number 23 will be held October 19, 20, and 21. The 19th may be under the lights, 7 pm going for juggling world record. The 20th will be all day all night tourney including juggling for overall.

Look for pictures and results in the next issue of your MHR.

**Fourth Annual
Texas LD
Shoot-Out
October 5-7**

David Hirsch and Stu Jones hosted the fourth annual Texas Lond Distance Shoot Out in Houston, Texas, October 5th through 7th. Look for pictures and results in the winter issue of the MHR.



USBA Membership Information

USBA Membership benefits:

- MHR Newsletter subscription
- Access to the USBA info web group for USBA related discussions.
- Discounts at Anderson International Trading Co.
- Participation in all USBA tournaments and events

E-membership receives PDF of MHR via email.

Family memberships are good for up to three household members.

Membership Application

Check: New Renewal
Membership Type (check):

- Individual (e-member) \$15
- Individual (print) \$20
- Family \$35
- International (print) \$25

Name _____

Address _____

City, State, Zip _____

Phone (optional) _____

email (optional) _____

Send completed form to:

USBA Membership
3551 236th Street SW
Brier, WA 98036-8421



News from the Boomerang Association of Australia

30 October 2007

Two boomerang throwing world records were set over the past weekend at the Beach Boomerang Tournament in Viareggio, Italy.

Initially, the current World Champion, German **Fridolin Frost**, extended his own Aussie Round world record from 96 to 99 points (out of 100). Shortly afterwards, his fellow countryman **Alex Opri** followed his lead by equalling the Accuracy record of 99 points (out of 100). Alex now shares that record with another two German throwers, **HG Hoffmann** and **Thomas Szartowicz**.

Coincidentally, all three of these previous records were set at the same Swiss tournament in 2005. Despite their obvious form, both were still easily beaten in the overall scoring by a masterful performance by Swiss star **Manuel Schütz**. Manu scored 95 in the Accuracy and Aussie Round competitions, completed Fast catch in 15.78 seconds, took an arguably disappointing (!) 68 catches during Endurance, kept his MTA aloft for 43.39 seconds, and also scored 379 in Trick Catch/Doubling (the second highest score ever, and just behind his own record of 390).

EUROPEAN BOOMERANG CHAMPIONSHIPS 2007

PENGWERN NORTH WALES
AUGUST 3/4/5/6th

Story and Pictures
By Joe Rader

I was lucky to get to compete and be a part of the European Championships held in Wales this past August 2007. It was a great experience – ‘rangers brought their whole families and our host provided a place to sleep for all. The main house was a former lord’s home turned into the Pengwern University – Mencap National College. Families were housed in cottages and there was camping for those who didn’t get a room inside. Wilson Lawrence and some of his Germans friends, along with Uve Kitzberger and his family stayed in the campsites in little garden settings. Pretty cool. I spent some time with Uve and his family drinking champagne after the LD comp.

The European tournament started with 72 competitors from all over Europe – Germany, France, Ireland, Italy, Holland, UK, Denmark, Spain, Czech Republic, Finland, and Switzerland, and a handful of colonists from the States. The field was beautiful with hills and castles in the background of

the lush green Wales’ countryside. Unfortunately, two weeks before the tournament, the field was completely under water. The farmer had agreed not to let his cattle into the field before the tournament, but they were released into the field while it was flooded. In addition, the farmer drove his tractor across the middle of the field. The resulting hoof prints and tractor ruts made it extremely difficult, especially for MTA and Trick Catch. We had one injury, probably because of the field’s condition. Ambulance came and everything.

Wind Conditions: EXTREME on both Saturday and Sunday. Made things challenging to say the least. Coming up short in trick catch and endurance was irritating. But in true boomerang fashion, everything cleared up beautifully for Sunday evening’s trick catch throw off between the top finishers. 1st place, **Alexi Opri** from Germany put on



EUROPEAN BOOMERANG CHAMPIONSHIPS 2007

Continued

quite a show, along with his fellow Germans 2nd place, **Thomas Szartowicz** and 3rd place, **Fridolin Frost**. Manu Schutz from Switzerland finished fourth overall. Oliver Thienhaus, from Germany finished fifth and our own Wilson Lawrence from the USA finished sixth overall.

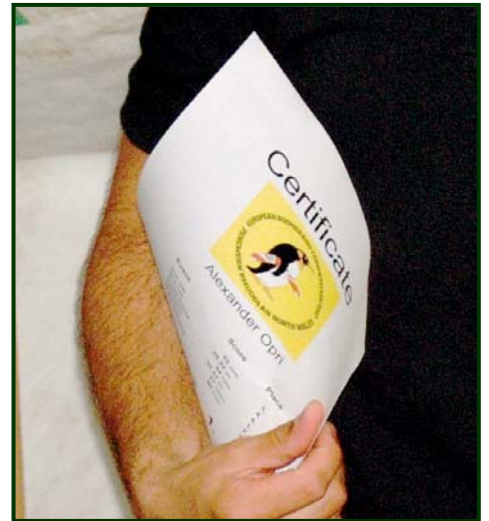
Other US competitors included Eric Darnell – started, but didn't finish because he knocked himself cold going through a short doorway. (Hope you're okay.) Also John Flynn, Bart Flynn; George Flynn . . . Oh wait! TheFlynn's showed up and represented Ireland, John Flynn's birth country. I guess they didn't want to lose their trophy if they finished in the top three. By the way, if you're not European in the European Championship, you don't get to keep the trophy. WTF?? Which comes to our last US competitor, Joe Rader (me) finished third in Long Distance. I got to hold the trophy, have my picture taken with the trophy, but then I had to give the trophy to a Brit. (Adam McLaughlin who tied his English record of 126 meters. Really nice guy.)

So, no trophy, but it's cool. I threw my personal best of 136 meters using my recently purchased Manu boom which I'd never thrown before. I waited till the second round to even get it out. It wasn't until the last throw, after personal coaching from Manu, that I gave it everything. Came back knee-high cross the line. Or as Dave Hughes would say, "That's



textbook." Fantastic. Probably the most rad and exciting throw I've had in my life. Even made Manu smile. Plus hugs and high-fives from Manu and Lorenz Gubler. That moment made up for the crap I was throwing in the wind the day before, and made the whole tournament for me.

Whole thing was amazing thanks to the hosts from Mencap College which teaches "Understanding Learning Disability." In addition to providing housing, the principal, Anne Price, and her students volunteered their time. They prepped and served all the meals and made us all feel at home while we were there. I even taught them a little Tai Chi before I left



Top Three –Thomas, Alex, and Fridolin

EUROPEAN BOOMERANG CHAMPIONSHIPS 2007

Photos by Joe Rader



Alesandro Scarpellino, the next Italian hope.



Top Three in LD - Uwe Kitzberger, Germany, 147 m
Manu Schutz, Switzerland, 165 m, & Joe Rader, USA, 136 m

Photo by Stanislaus Plewinski



Jill Butters, lone female competitor from the UK



European Championship - Wales 2007



Wilson Lawrence, US, finished sixth overall with a 3rd place fast catch, and 5th in Aussie and accuracy.



Alexander Opri, Germany, Overall Winner with 1st place in Accuracy and Fast Catch



Greg McKenna, UK, most entertaining thrower in Wales.

Road to Seattle

News on the upcoming WBC by Stevie Kavanaugh

The US Boomerang Team, selected by the United States Boomerang Association (USBA), has represented the United States in sixteen World Boomerang Championships; starting Down Under in 1981 with the first Australia vs. USA Boomerang Championship, and most recently in Japan in 2006. The next WBC will be held in Seattle, Washington, August 17-28, 2008.

2008 World Boomerang Championship, Seattle August 17-28, 2008



The 2008 World Boomerang Championships (WBC) will consist of 18 teams from 14 countries. There will be at least 168 competitors, with 32 volunteers, and many spectators. The three-day team competition events include tests of Trick Catching, Fastest Time for five catches, Maximum Time Aloft, Accuracy, 30 meter Team Relay and Australian Round, (scoring points for accuracy, catching and distance of flight.) Throwers combine athletic agility, throwing strength, and wind-reading savvy to achieve top results.



2006 Team 1
Matt, Stevie, Dan, Gregg, John

The USA dominated the early years of international boomerang competition winning seven consecutive World Boomerang Championships (1985, 1987, 1988, 1989, 1991, 1992, 1994) until 1996 when a strong German team came of age, took first place in 1996, 1998, and 2000. In 2002, the US Boomerang Team unseated the three-time champion German team to bring the World Boomerang Cup back to the United States.

2004 saw the US Boomerang Team fortunes fall, claiming a 4th place finish, the only time the US Team failed to make the podium.



The 2006 US Boomerang Team mixed strong up and coming youth with experienced, crafty veteran throwers. Overcoming a difficult first day, the US team rallied to claim a solid second place finish in the Team Championships. Matt Golenor, of Tennessee, won the Individual Silver.

US Team Trials Austin, TX April 17-20, 2008

The US Boomerang Team Trials is a competitive event geared to find and form the best teams to represent the US at the WBC. The event will attract over 24 top ranked US boomerang throwers plus volunteers, coaches, and spectators. Potential US Boomerang Team members are male and female amateur athletes from all walks of life and professions.

The US Boomerang Team Trials back-to-back, three days in a row, are structured to simulate the throwing schedule and field conditions in Seattle at the WBC.

Sponsors Needed

I am asking for your help and sponsorship to pay for the field, t-shirts, lunches and dinners for the US Boomerang Team Trials in Austin, TX, April, 2008. The US Teams selected to compete in the WBC in Seattle also need your help to purchase team uniforms, plane tickets, and to offset registration costs.


The US Boomerang Team is always a presence at international competitions, but with the home US Team poised to win the World Cup, the Team's presence is even greater. This is your chance to get your name in front of the boomerang world.

BOOMERANGS.COM

THE BEST BRANDS - SHIPPED FAST!



aboriginal
steve's



TURNING POINT



Join us in this year's efforts to grow the sport of boomerangs in the US and the world. Let's keep an open mind and be focused on the goal of nationwide TV coverage of our sport! Let's pull together to get this done for the 2008 World Championships tournament!

A special thanks goes out to the many pioneers who have contributed so much to our sport. This includes great throwers as well as the many people who have done USBA development work. Check out our Boomerang Biographies page at <http://www.boomerangs.com/bios.html>. If you know someone who you feel warrants special recognition for their contributions to our sport please send us an email.

* All brand names and trademarks are the property of their respective owners.

Proud Members of the United States Boomerang Association!



boomerangs.com



BOOMERANGS.COM
Suite E
4095 OCEANSIDE BLVD
OCEANSIDE, CA 92056

(888) 734-1166 TOLL FREE
(760) 722-3561 FAX
<http://www.boomerangs.com>
sales@boomerangs.com

USBA T-Shirt



Show your boomerang
pride with a custom
designed 100% Cotton
Tee Shirt Available in
White or Ash

Sizes:
Medium
Large
X-Large
XX-Large



Pricing information:

Medium thru X-Large are \$15.00, XX-Large \$20.00 plus \$5.50 shipping (priority mail)

To place an order send check to: Mohr, 262 27th Street, Hermosa Beach, CA 90254

or send email to mohr41@yahoo.com for more details



United States Boomerang Association
3551 236th Street SW
Brier, WA 98036-8421